



# Gloucester County Institute of Technology




Grades 6-12  
SY24-25 Winter - Equity & Inclusion



Report created by  
Panorama Education



# Summary

Topic Description	Results	Benchmark
<p><b>Cultural Awareness and Action</b></p> <p>How often students learn about, discuss, and confront issues of race, ethnicity, and culture in school</p>	<p><b>52%</b></p>	 <p>20th - 39th percentile compared to others nationally</p>
<p><b>Diversity and Inclusion</b></p> <p>How diverse, integrated, and fair school is for students from different races, ethnicities, or cultures</p>	<p><b>71%</b></p>	 <p>20th - 39th percentile compared to others nationally</p>
<p><b>Sense of Belonging</b></p> <p>How much students feel that they are valued members of the school community.</p>	<p><b>45%</b></p>	 <p>20th - 39th percentile compared to others nationally</p>

830 responses



# Cultural Awareness and Action

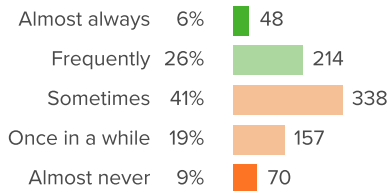
Your average

# 52%

830 responses

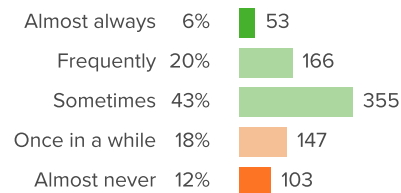
## How did people respond?

**Q.1: How often do teachers encourage you to learn about people from different races, ethnicities, or cultures?**



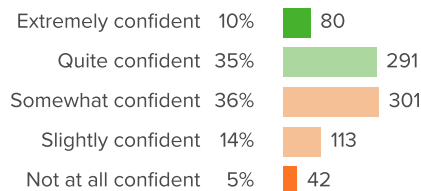
Favorable: **32%**

**Q.2: How often do you think about what someone of a different race, ethnicity, or culture experiences?**



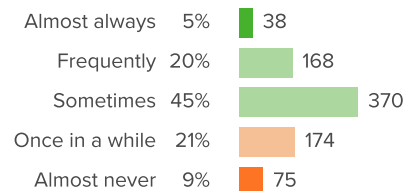
Favorable: **70%**

**Q.3: How confident are you that students at your school can have honest conversations with each other about race?**



Favorable: **45%**

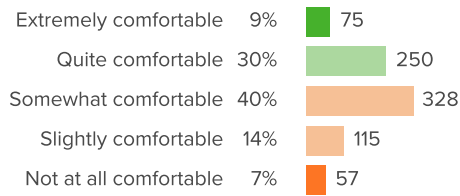
**Q.4: At your school, how often are you encouraged to think more deeply about race-related topics?**



Favorable: **70%**

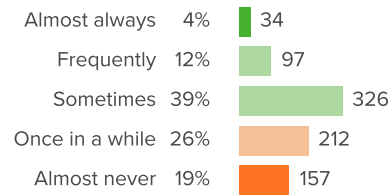


**Q.5: How comfortable are you sharing your thoughts about race-related topics with other students at your school?**



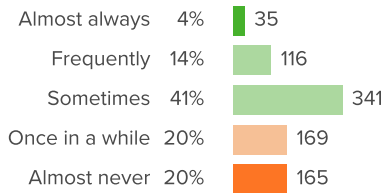
Favorable: **39%**

**Q.6: How often do students at your school have important conversations about race, even when they might be uncomfortable?**



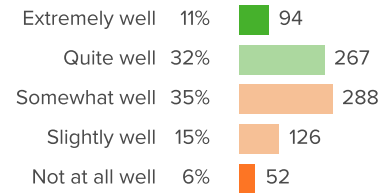
Favorable: **55%**

**Q.7: When there are major news events related to race, how often do adults at your school talk about them with students?**



Favorable: **60%**

**Q.8: How well does your school help students speak out against racism?**



Favorable: **44%**



# Diversity and Inclusion

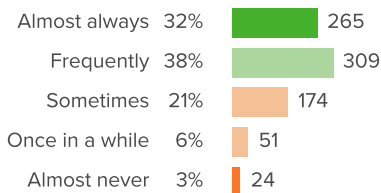
Your average

# 71%

830 responses

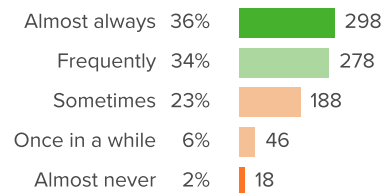
## How did people respond?

**Q.1: How often do you spend time at school with students from different races, ethnicities, or cultures?**



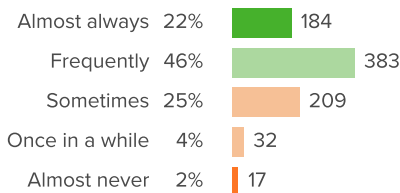
Favorable: **70%**

**Q.2: How often do you have classes with students from different racial, ethnic, or cultural backgrounds?**



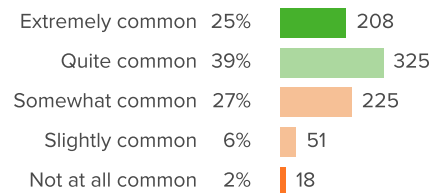
Favorable: **70%**

**Q.3: At your school, how often do students from different races, ethnicities, or cultures hang out with each other?**



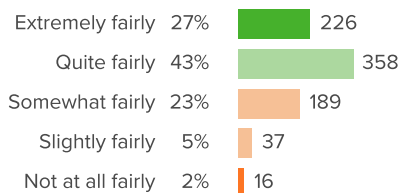
Favorable: **69%**

**Q.4: At your school, how common is it for students to have close friends from different racial, ethnic, or cultural backgrounds?**



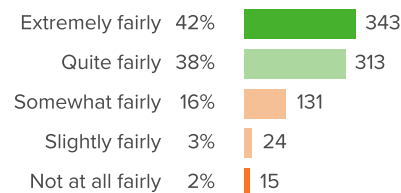
Favorable: **64%**

**Q.5: How fairly do students at your school treat people from different races, ethnicities, or cultures?**



Favorable: **71%**

**Q.6: How fairly do adults at your school treat people from different races, ethnicities, or cultures?**



Favorable: **79%**



# Sense of Belonging

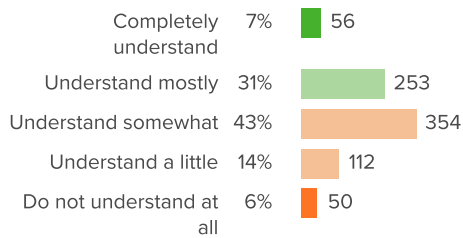
Your average

# 45%

830 responses

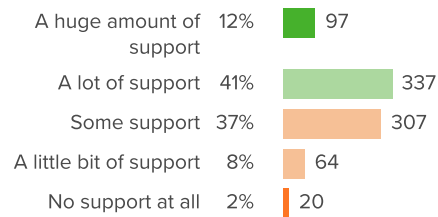
## How did people respond?

### Q.1: How well do people at your school understand the kind of person you are?



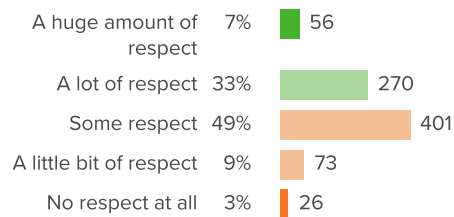
Favorable: **37%**

### Q.2: How much support do the adults at your school give you?



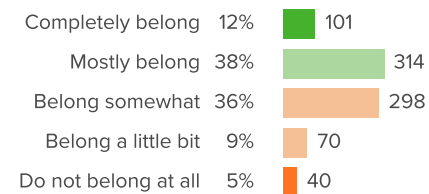
Favorable: **53%**

### Q.3: How much respect do students at your school show you?



Favorable: **39%**

### Q.4: When you are at school, how much do you feel like you belong?



Favorable: **50%**