


# ACT 20 RESOURCES FOR PHONICS AND DECODING AT HOME



We are excited to support you and your child with gaining literacy experiences and skills inside and outside of school. We hope that these resources will provide your family with information and activities about what your child is learning in school, and what pieces they will need to focus on to improve their reading proficiency and skills. We are pleased to work with you in building a family of readers and writers.

As part of the Act 20 legislation, schools are providing parents with information to support their children in the following areas of literacy: phonemic awareness, phonics, and fluency. The School District of Janesville is in the process of creating a website for parents as well.

## What is Decoding?

Decoding is a key skill for learning to read that involves taking apart the sounds in words (segmenting) and blending sounds together. It requires both knowledge of letter-sound relationships, as well as an ability to apply that knowledge to successfully identify written words and make meaning.

## Online Resources

[Florida Center for Reading Research \(FCRR\)](https://games.fcrr.org)

<https://games.fcrr.org>

A collection of digital activities for use with pre-kindergarten through 5th grade children.

[Home Reading Helper](https://www.homereadinghelper.org/)

<https://www.homereadinghelper.org/>

A resource for families to support their child's development with at-home reading activities, organized by skill and grade level.

[Teach Your Monster to Read](https://www.teachyourmonster.org)

<https://www.teachyourmonster.org>

A fun, interactive game that covers the first steps of reading, from matching letters and sounds to reading full sentences.

[UFLI Parent Hub](http://bit.ly/40Vo7EL)

<http://bit.ly/40Vo7EL>

This collection of web-based language and literacy resources was compiled and curated by UFLI faculty and graduate students.

[IXL](https://www.ixl.com/ela)

<https://www.ixl.com/ela>

From phonics and reading comprehension to writing strategies and more, IXL helps learners develop the communication skills needed for success in school, college, and career.

## EASY DECODING ACTIVITIES TO TRY AT HOME

### Sound Mapping

Draw some boxes to map letters and sound. Push a penny into each box and say the sound and then write the letter that makes that sound. Finally blend the sounds into a word.

### Word Errors


When an error is made, WAIT to give your child a chance to work on correcting it independently. When you are certain they are going to keep going and not correct their error, stop them by saying something like, "Try that again," or "Make it match."

### Word Solving Discussions

Things to say when working on words: • You kept your eyes on the words!! • You tried more than one strategy on your own!! • Nice job trying a different vowel sound!! • Super work making your eyes go through the beginning, middle & end of that word! • Lovely job sticking with it when it felt hard!



# IF YOUR CHILD IS STUCK ON A WORD, TRY THESE PROMPTS:




## DECODE



Decode before using other strategies.  
"Start with the letters."  
"Look at the letters first."

## LOOK




Look carefully at each part of the word.  
"Make every sound."  
"Look at every letter."

## STAY




Stay focused on the print.  
"Keep your eyes on the letters."  
"Stick with it until the end."

## BLEND



Blend all the sounds together.  
"Put the sounds together."  
"Smooth it out."

## LEAP




Leap from the phonetic approximation to the word.  
"What does that sound like?"

## CHECK



Check the word to move on or problem-solve more.  
"Does that make sense?"  
"Does that sound right?"

## REBUILD



Rebuild meaning after problem-solving.  
"Reread the sentence."