


# ACT 20 RESOURCES FOR EARLY PHONICS AT HOME (LETTER NAMING/LETTER SOUNDS)












We are excited to support you and your child with gaining literacy experiences and skills inside and outside of school. We hope that these resources will provide your family with information and activities about what your child is learning in school, and what pieces they will need to focus on to improve their reading proficiency and skills. We are pleased to work with you in building a family of readers and writers.

As part of the Act 20 legislation, schools are providing parents with information to support their children in the following areas of literacy: phonemic awareness, phonics, and fluency. The School District of Janesville is in the process of creating a website for parents as well.

## What is Phonics?

Phonics is about connecting letters to their sounds. The goal is for students to be able to identify these letters by name and sound automatically. It's like learning the alphabet code. When children understand phonics, they can sound out words and figure out how to read new ones.


## Online Resources

-  [Starfall](https://www.starfall.com) <https://www.starfall.com>  
Starfall offers engaging phonemic awareness activities that focus on letter sounds and word building through interactive games and songs.
-  [ABCya](https://www.abcya.com) <https://www.abcya.com>  
Provides a range of phonemic awareness games suitable for young children. Activities include sound matching, rhyming, and word creation.
-  [Reading Rockets](https://www.readingrockets.org) <https://www.readingrockets.org>  
Offers articles, tips, and activities on phonemic awareness. A great resource for parents looking for a deeper understanding of how to support their child's literacy skills.
-  [UFLI Parent Hub](http://bit.ly/40Vo7EL) <http://bit.ly/40Vo7EL>  
This collection of web-based language and literacy resources was compiled and curated by UFLI faculty and graduate students.
-  [Florida Center for Reading Research \(FCRR\)](https://games.fcrr.org) <https://games.fcrr.org>  
A collection of digital activities for use with pre-kindergarten through 5th grade children.
-  [PBS Kids](https://pbskids.org) <https://pbskids.org>  
Features educational games and videos that incorporate phonics and phonemic awareness, using popular PBS characters to engage children.
-  [Sounder and Friends](https://www.sounderandfriends.com/activities.php) <https://www.sounderandfriends.com/activities.php>  
Join Sounder & Friends™ for some fun activities that can be done at home or in the classroom! Click on the links below each title to download the activity plans.
-  [Wonders ABC song](https://rb.gy/nah8kl) <https://rb.gy/nah8kl>  
This resource shows the letters, sounds, and actions that teachers use in the classroom daily in grades K-2.
-  [Home Reading Helper](https://www.homereadinghelper.org/) <https://www.homereadinghelper.org/>  
A resource for families to support their child's development with at-home reading activities, organized by skill and grade level.



# EASY PHONICS ACTIVITIES TO TRY AT HOME

## (LETTER NAMING/LETTER SOUNDS)



### ABC Song

Practice singing the traditional ABC song with this [video](https://bit.ly/42y3xfU):  
<https://bit.ly/42y3xfU>,  
or try creating your own tunes focusing on specific letters and sounds. Create a playlist of songs for your child that reinforces the alphabet.

### Letter/Sounds Song

Sing the letters and sounds as students practice in class with this [video](https://bit.ly/40SkeBD).  
<https://bit.ly/40SkeBD>

### Wonders ABC Song

This resource shows the letters, sounds, and actions that teachers use in the classroom daily in grades K-2.  
<https://rb.gy/nah8kl>

### Alphabet Scavenger Hunt

Identify objects around the house that start with each letter of the alphabet. Give your child a list of letters. Have them find an object that starts with each letter (e.g., 'A' for apple, 'B' for book). Encourage them to say the sound of each letter as they find an object.

### Letter Sound Hopscotch

Create a hopscotch grid with letters instead of numbers. Have your child hop to each letter and say its sound as they land on it.

### DIY Flashcards

Create flashcards with letters on one side and a picture of an object that starts with that letter on the other. When the chosen picture has personal meaning for the child, the paired association becomes easier for him/her to recall. Go through the flashcards together, saying the letter and its sound.

### Storytime Sound Hunt

Identify sounds within words during reading time. As you read, pause to ask your child to find words that start with a specific sound. Discuss the sounds and letters together.

### Letter of the Day

Focus on one letter each day to reinforce recognition and sound. Integrate the letter into daily activities (e.g., write it on a note, find foods that start with it, create art projects around it).

### Kitchen Letter Baking

Learn letters and sounds through hands-on activities. Shape dough into letters. Say the sound of each letter as you create them. You can also practice writing the letters in sugar, flour, soap, shaving cream etc. and saying their sounds.

### Sound Mapping

Draw some boxes to map letters and sounds. Push a penny into each box and say the sound and then write the letter that makes that sound. Finally blend the sounds to a word.

### ABC Letter Hunt

As you take a drive, go for walks, bike, etc., look for letters on road signs, license plates, billboards, etc., as you go on your route. Start with "a" and see how far you can make it through the alphabet.

### Before and After

Pick a letter from the alphabet and see if your child can name the letter that comes right AFTER that letter in the alphabet. See if they can name the letter that comes right BEFORE that letter in the alphabet.