



Create an Observer Account

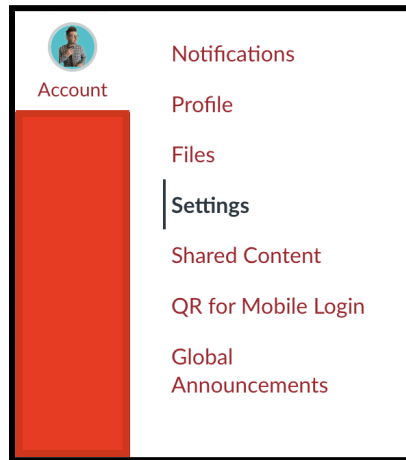
An observer account will allow a parent or guardian to see content, feedback, and due dates in their student’s courses. Follow the steps below or watch [this short video](https://bit.ly/gcssparentobserver) (<https://bit.ly/gcssparentobserver>).

Step 1: Get a pairing code from your student

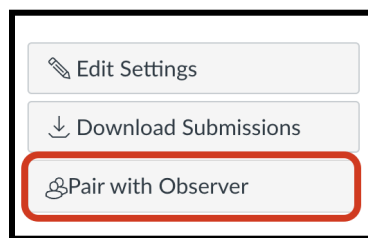
Student in Canvas:

Click Account

Choose Settings

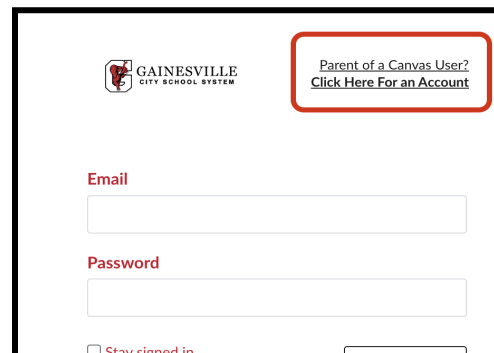


On right, click
“Pair with Observer”



Step 2: Copy the pairing code


Step 3: Go to [this site](http://gcss.instructure.com/login/canvas) (<http://gcss.instructure.com/login/canvas>) and click “Parent of a Canvas User?”



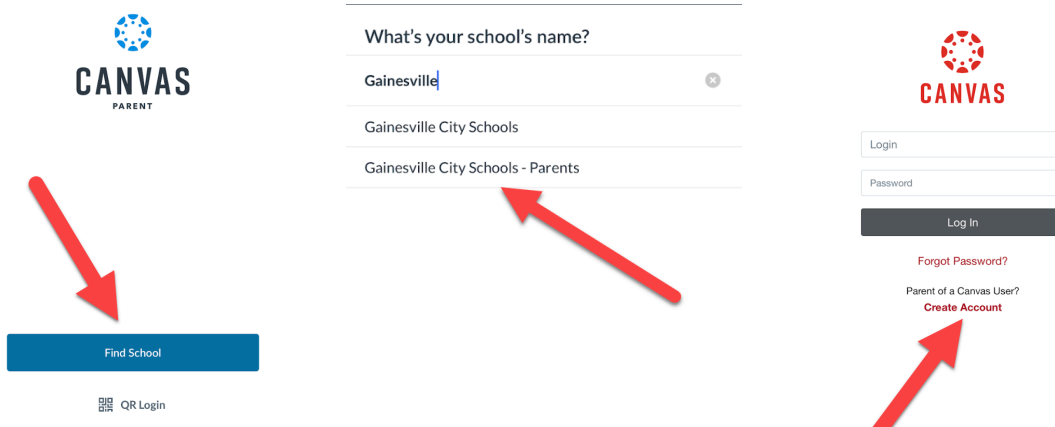


Mobile App Instructions

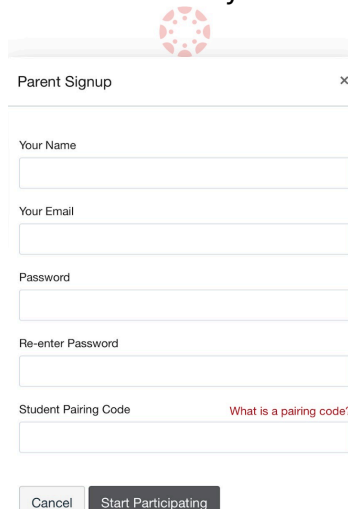
Step 1: Download and install the Canvas Parent app from the app store



Step 2: Select “Find School”, type in Gainesville City and select “Gainesville City Schools - Parents”, and select “Create Account” if you don’t already have an account



Step 3: Complete your account information and enter your child’s Student Pairing Code



Parent Signup

Your Name

Your Email

Password

Re-enter Password

Student Pairing Code [What is a pairing code?](#)

Cancel Start Participating