



Alexandria City Public Schools

School Boundary Redistricting Proposed Maps

March 19, 2025





Future Capacity Additions

To address anticipated future growth, ACPS has implemented measures to expand capacity at existing sites and reconfigure the grade structures of its K-8 campuses. These initiatives include:

- George Mason **adds 302 seats** in 2028
- Cora Kelly **adds 291 seats** in 2032
- Patrick Henry becomes a K-5 campus in 2033 and **adds 225 seats**
- Jefferson Houston becomes a middle school **adds 545 seats for grades 6-8**

These changes in school capacities have been factored into the utilization percentages for projected years into each of the draft plans.



The Green Plan

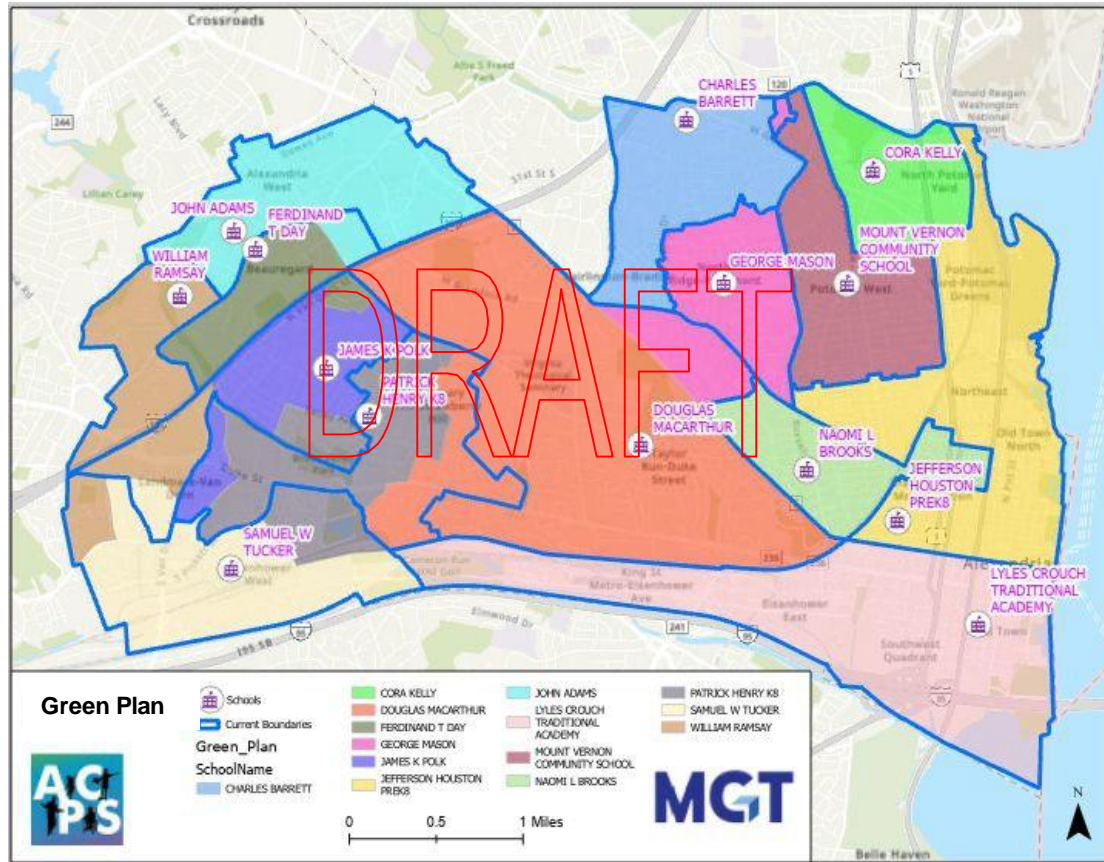
Pros:

- Moves study areas closer to schools when possible
- Provides utilization relief from Samuel Tucker to Patrick Henry attendance areas

Cons:

- William Ramsay attendance area splits neighborhoods near Stevenson Park with Samuel Tucker attendance area
- Western portion of Patrick Henry attendance area sent further away to Douglas MacArthur to balance utilization
- Utilization imbalances on the East End remain
- Non-contiguous boundary of George Mason remains

DRAFT





| Name | Capacity | Existing Boundary Configuration | | | Green Plan | | | Resident Utilization Differences | | |
|----------------------------------|----------|---------------------------------|--------------------|--------------------|--------------------|--------------------|--------------------|----------------------------------|--------------------|--------------------|
| | | SY2024 Utilization | SY2029 Utilization | SY2034 Utilization | SY2024 Utilization | SY2029 Utilization | SY2034 Utilization | SY2024 Utilization | SY2029 Utilization | SY2034 Utilization |
| Charles Barrett | 512 | 109% | 95% | 92% | 109% | 95% | 92% | 0.0% | 0.0% | 0.0% |
| Cora Kelly | 429 | 67% | 68% | 39% | 67% | 68% | 39% | 0.0% | 0.0% | 0.0% |
| Douglas Macarthur | 840 | 79% | 81% | 78% | 101% | 105% | 87% | 22.3% | 24.0% | 9.7% |
| Ferdinand T Day | 640 | 106% | 91% | 88% | 98% | 88% | 86% | -8.3% | -2.9% | -2.8% |
| George Mason | 368 | 77% | 79% | 42% | 93% | 104% | 56% | 16.0% | 24.6% | 13.1% |
| James K Polk | 756 | 100% | 99% | 103% | 92% | 104% | 101% | -8.6% | 4.8% | -1.8% |
| Jefferson Houston Prek8 | 516 | 71% | 104% | 66% | 71% | 104% | 0% | 0.0% | 0.0% | -66.0% |
| John Adams | 858 | 76% | 61% | 60% | 100% | 80% | 79% | 24.0% | 19.3% | 18.8% |
| Lyles Crouch Traditional Academy | 375 | 106% | 78% | 75% | 106% | 78% | 75% | 0.0% | 0.0% | 0.0% |
| Mount Vernon Community School | 755 | 90% | 99% | 92% | 90% | 99% | 92% | 0.0% | 0.0% | 0.0% |
| Naomi L Brooks | 350 | 97% | 120% | 108% | 97% | 120% | 108% | 0.0% | 0.0% | 0.0% |
| Patrick Henry K8 | 629 | 152% | 184% | 133% | 78% | 84% | 74% | -74.2% | -100.3% | -58.2% |
| Samuel W Tucker | 620 | 122% | 118% | 115% | 109% | 107% | 104% | -13.1% | -11.0% | -10.8% |
| William Ramsay | 748 | 76% | 79% | 77% | 104% | 109% | 113% | 28.6% | 29.8% | 35.4% |

- Utilization greater than 110%
- Utilization 90%-100%
- Utilization 80%-90%
- Utilization 70%-80%
- Utilization 60%-70%

DRAFT

The Green Plan offers a solution to alleviate the impacted West End attendance areas.

Projected Utilization for 2029 and 2024 include the following assumptions:

George Mason will add 302 seats in 2028. Cora Kelly will add 291 seats in 2032. Patrick Henry will become a K-5 campus in 2033 and add 225 seats. Jefferson Houston will be reconfigured as a middle school.



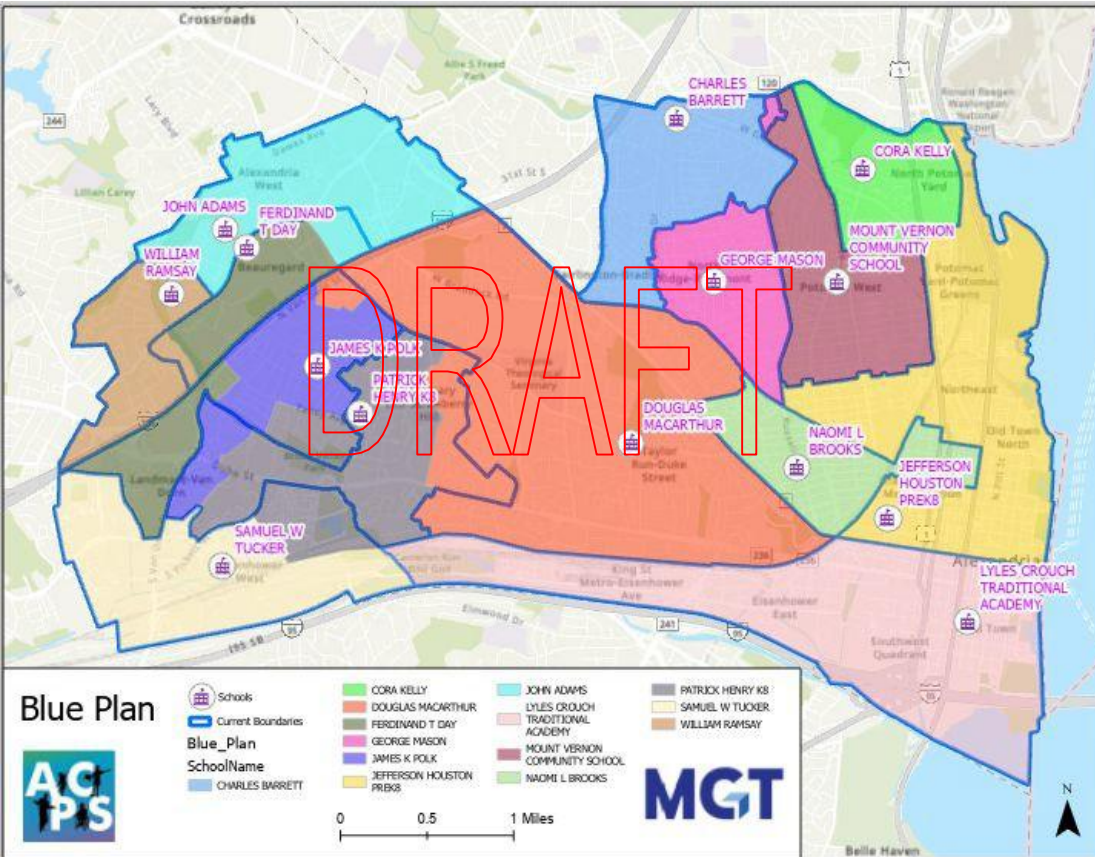
The Blue Plan

Pros:

- Samuel Tucker neighborhoods are assigned to closer schools
- Relief is provided to the impacted West End attendance areas of Patrick Henry and Samuel Tucker

Cons:

- Ferdinand attendance area extends further west and is bisected by I-395
- Seminary Towers community is moved further away to Douglas MacArthur
- Utilization imbalances on the East End remain
- Non-contiguous boundary of George Mason remains



DRAFT



| Name | Capacity | Existing Boundary Configuration | | | Blue Plan | | | Resident Utilization Differences | | |
|----------------------------------|----------|---------------------------------|--------------------|--------------------|--------------------|--------------------|--------------------|----------------------------------|--------------------|--------------------|
| | | SY2024 Utilization | SY2029 Utilization | SY2034 Utilization | SY2024 Utilization | SY2029 Utilization | SY2034 Utilization | SY2024 Utilization | SY2029 Utilization | SY2034 Utilization |
| Charles Barrett | 512 | 109% | 95% | 92% | 109% | 95% | 92% | 0.0% | 0.0% | 0.0% |
| Cora Kelly | 429 | 67% | 68% | 39% | 67% | 68% | 39% | 0.0% | 0.0% | 0.0% |
| Douglas Macarthur | 840 | 79% | 81% | 78% | 102% | 105% | 101% | 23.0% | 24.0% | 23.3% |
| Ferdinand T Day | 640 | 106% | 91% | 88% | 105% | 103% | 107% | -0.9% | 11.8% | 18.9% |
| George Mason | 368 | 77% | 79% | 42% | 77% | 79% | 42% | 0.0% | 0.0% | 0.0% |
| James K Polk | 756 | 100% | 99% | 103% | 95% | 109% | 107% | -5.8% | 9.8% | 4.4% |
| Jefferson Houston Prek8 | 516 | 71% | 104% | 66% | 71% | 104% | 0% | 0.0% | 0.0% | -66.0% |
| John Adams | 858 | 76% | 61% | 60% | 100% | 80% | 79% | 24.0% | 19.3% | 18.8% |
| Lyles Crouch Traditional Academy | 375 | 106% | 78% | 75% | 106% | 78% | 75% | 0.0% | 0.0% | 0.0% |
| Mount Vernon Community School | 755 | 90% | 99% | 92% | 90% | 99% | 92% | 0.0% | 0.0% | 0.0% |
| Naomi L Brooks | 350 | 97% | 120% | 108% | 97% | 120% | 108% | 0.0% | 0.0% | 0.0% |
| Patrick Henry K8 | 629 | 152% | 184% | 133% | 98% | 109% | 78% | -53.6% | -75.4% | -55.0% |
| Samuel W Tucker | 620 | 122% | 118% | 115% | 108% | 101% | 99% | -14.0% | -16.6% | -16.2% |
| William Ramsay | 748 | 76% | 79% | 77% | 86% | 88% | 85% | 10.0% | 8.1% | 7.9% |

- Utilization greater than 110%
- Utilization 90%-100%
- Utilization 80%-90%
- Utilization 70%-80%
- Utilization 60%-70%

DRAFT

The Blue Plan offers an alternative approach to balancing utilization on the West End compared to the Green Plan.

Projected Utilization for 2029 and 2024 include the following assumptions:

George Mason will add 302 seats in 2028. Cora Kelly will add 291 seats in 2032. Patrick Henry will become a K-5 campus in 2033 and add 225 seats. Jefferson Houston will be reconfigured as a middle school.



The Purple Plan

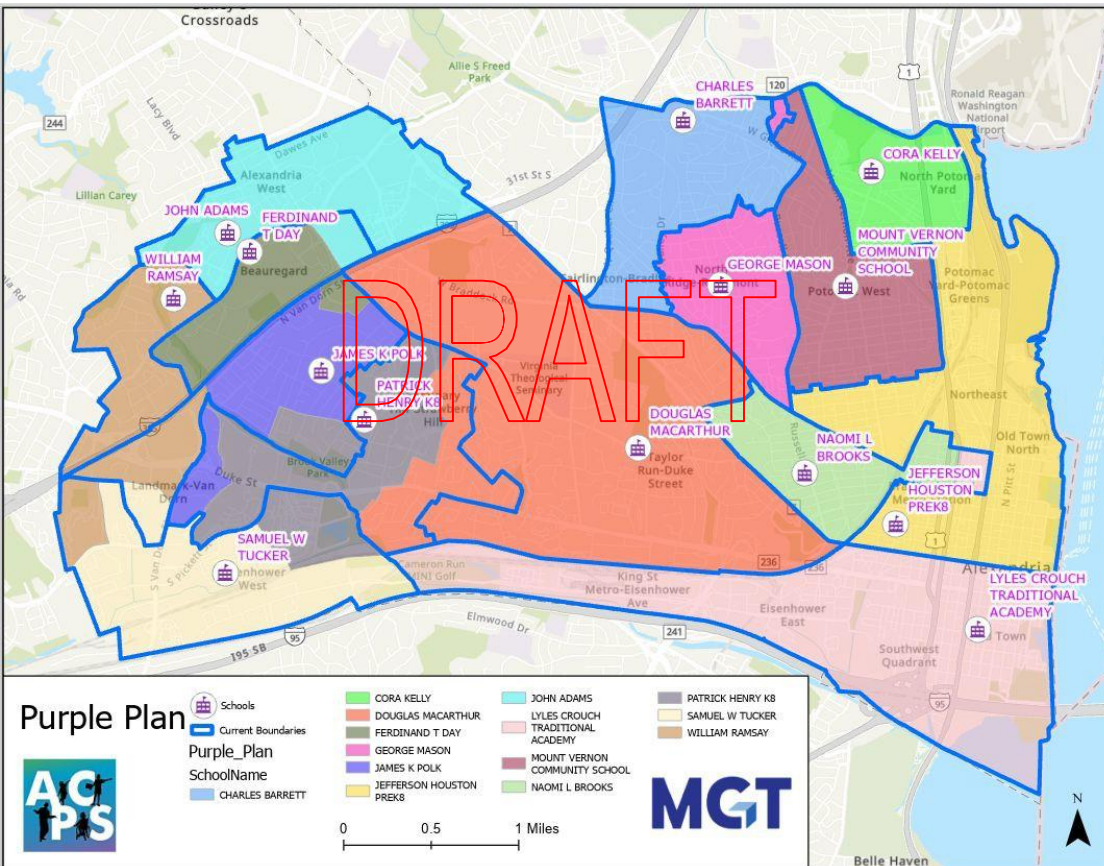
DRAFT

Pros:

- Samuel Tucker neighborhoods are assigned to closer schools
- Relief is provided to the impacted West End attendance areas of Patrick Henry and Samuel Tucker
- Provides utilization relief to Naomi L. Brooks

Cons:

- Ferdinand attendance area extends further west and is bisected by I-395
- Seminary Towers community is moved further away to Douglas MacArthur
- Utilization imbalances on the East End remain
- Non-contiguous boundary of George Mason remains
- Creates a non-contiguous boundary for Lyles Crouch
- Likely increases demand on transportation





| Name | Capacity | Existing Boundary Configuration | | | Purple Plan | | | Resident Utilization Differences | | |
|----------------------------------|----------|---------------------------------|--------------------|--------------------|--------------------|--------------------|--------------------|----------------------------------|--------------------|--------------------|
| | | SY2024 Utilization | SY2029 Utilization | SY2034 Utilization | SY2024 Utilization | SY2029 Utilization | SY2034 Utilization | SY2024 Utilization | SY2029 Utilization | SY2034 Utilization |
| Charles Barrett | 512 | 109% | 95% | 92% | 109% | 95% | 92% | 0.0% | 0.0% | 0.0% |
| Cora Kelly | 429 | 67% | 68% | 39% | 67% | 68% | 39% | 0.0% | 0.0% | 0.0% |
| Douglas Macarthur | 840 | 79% | 81% | 78% | 98% | 102% | 98% | 18.3% | 20.8% | 20.2% |
| Ferdinand T Day | 640 | 106% | 91% | 88% | 98% | 88% | 86% | -8.3% | -2.9% | -2.8% |
| George Mason | 368 | 77% | 79% | 42% | 77% | 79% | 42% | 0.0% | 0.0% | 0.0% |
| James K Polk | 756 | 100% | 99% | 103% | 92% | 104% | 101% | -8.6% | 4.8% | -1.8% |
| Jefferson Houston Prek8 | 516 | 71% | 104% | 66% | 71% | 104% | 0% | 0.0% | 0.0% | -66.0% |
| John Adams | 858 | 76% | 61% | 60% | 100% | 80% | 79% | 24.0% | 19.3% | 18.8% |
| Lyles Crouch Traditional Academy | 375 | 106% | 78% | 75% | 114% | 88% | 85% | 8.0% | 10.2% | 9.5% |
| Mount Vernon Community School | 755 | 90% | 99% | 92% | 90% | 99% | 92% | 0.0% | 0.0% | 0.0% |
| Naomi L Brooks | 350 | 97% | 120% | 108% | 89% | 109% | 98% | -8.6% | -10.9% | -10.1% |
| Patrick Henry K8 | 629 | 152% | 184% | 133% | 92% | 102% | 74% | -59.6% | -81.6% | -58.2% |
| Samuel W Tucker | 620 | 122% | 118% | 115% | 109% | 107% | 104% | -13.1% | -11.0% | -10.8% |
| William Ramsay | 748 | 76% | 79% | 77% | 104% | 109% | 113% | 28.6% | 29.8% | 35.4% |

- Utilization greater than 110%
- Utilization 90%-100%
- Utilization 80%-90%
- Utilization 70%-80%
- Utilization 60%-70%

DRAFT

The Purple Plan is an extension of the Blue Plan that addresses the utilization issue at Naomi L. Brooks.

Projected Utilization for 2029 and 2024 include the following assumptions:

George Mason will add 302 seats in 2028. Cora Kelly will add 291 seats in 2032. Patrick Henry will become a K-5 campus in 2033 and add 225 seats. Jefferson Houston will be reconfigured as a middle school.



The Orange Plan

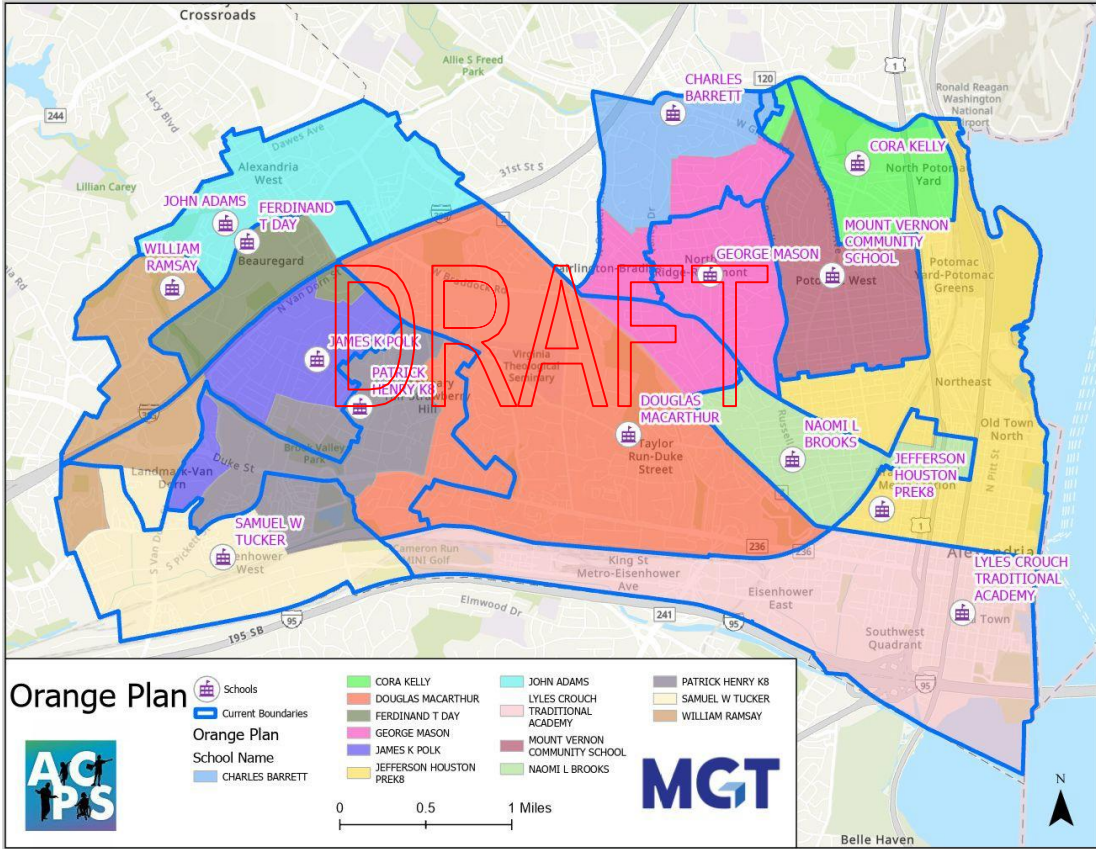
Pros:

- Moves study areas to the closest school
- Provides utilization relief to Samuel Tucker and Patrick Henry attendance areas on the West End
- Removes the non-contiguous boundary at George Mason
- Provides relief to Naomi L. Brooks
- Balances utilization on the East End

Cons:

- William Ramsay attendance area splits neighborhoods near Stevenson Park with Samuel Tucker attendance area
- Western portion of Patrick Henry attendance area sent further away to Douglas MacArthur to balance utilization
- Section of Old Town reassigned to Jefferson Houston, which will serve grades 6-8 in 2033 when it becomes a middle school
- Jefferson Houston exceeds optimal utilization in 2029

DRAFT





| Name | Capacity | Existing Boundary Configuration | | | Orange Plan | | | Resident Utilization Differences | | |
|----------------------------------|----------|---------------------------------|--------------------|--------------------|--------------------|--------------------|--------------------|----------------------------------|--------------------|--------------------|
| | | SY2024 Utilization | SY2029 Utilization | SY2034 Utilization | SY2024 Utilization | SY2029 Utilization | SY2034 Utilization | SY2024 Utilization | SY2029 Utilization | SY2034 Utilization |
| Charles Barrett | 512 | 109% | 95% | 92% | 109% | 95% | 92% | 0.0% | 0.0% | 0.0% |
| Cora Kelly | 429 | 67% | 68% | 39% | 67% | 68% | 39% | 0.0% | 0.0% | 0.0% |
| Douglas Macarthur | 840 | 79% | 81% | 78% | 98% | 102% | 98% | 18.3% | 20.8% | 20.2% |
| Ferdinand T Day | 640 | 106% | 91% | 88% | 98% | 88% | 86% | -8.3% | -2.9% | -2.8% |
| George Mason | 368 | 77% | 79% | 42% | 77% | 79% | 42% | 0.0% | 0.0% | 0.0% |
| James K Polk | 756 | 100% | 99% | 103% | 92% | 104% | 101% | -8.6% | 4.8% | -1.8% |
| Jefferson Houston Prek8 | 516 | 71% | 104% | 66% | 71% | 104% | 0% | 0.0% | 0.0% | -66.0% |
| John Adams | 858 | 76% | 61% | 60% | 100% | 80% | 79% | 24.0% | 19.3% | 18.8% |
| Lyles Crouch Traditional Academy | 375 | 106% | 78% | 75% | 114% | 88% | 85% | 8.0% | 10.2% | 9.5% |
| Mount Vernon Community School | 755 | 90% | 99% | 92% | 90% | 99% | 92% | 0.0% | 0.0% | 0.0% |
| Naomi L Brooks | 350 | 97% | 120% | 108% | 89% | 109% | 98% | -8.6% | -10.9% | -10.1% |
| Patrick Henry K8 | 629 | 152% | 184% | 133% | 92% | 102% | 74% | -59.6% | -81.6% | -58.2% |
| Samuel W Tucker | 620 | 122% | 118% | 115% | 109% | 107% | 104% | -13.1% | -11.0% | -10.8% |
| William Ramsay | 748 | 76% | 79% | 77% | 104% | 109% | 113% | 28.6% | 29.8% | 35.4% |

- Utilization greater than 110%
- Utilization 90%-100%
- Utilization 80%-90%
- Utilization 70%-80%
- Utilization 60%-70%

DRAFT

The Orange Plan is a derivative of the Green Plan that goes further by attempting to address the utilization issue at Naomi L. Brooks and balance utilization on the East End.

Projected Utilization for 2029 and 2024 include the following assumptions:
George Mason will add 302 seats in 2028. Cora Kelly will add 291 seats in 2032. Patrick Henry will become a K-5 campus in 2033 and add 225 seats.
Jefferson Houston will be reconfigured as a middle school.



The Yellow Plan

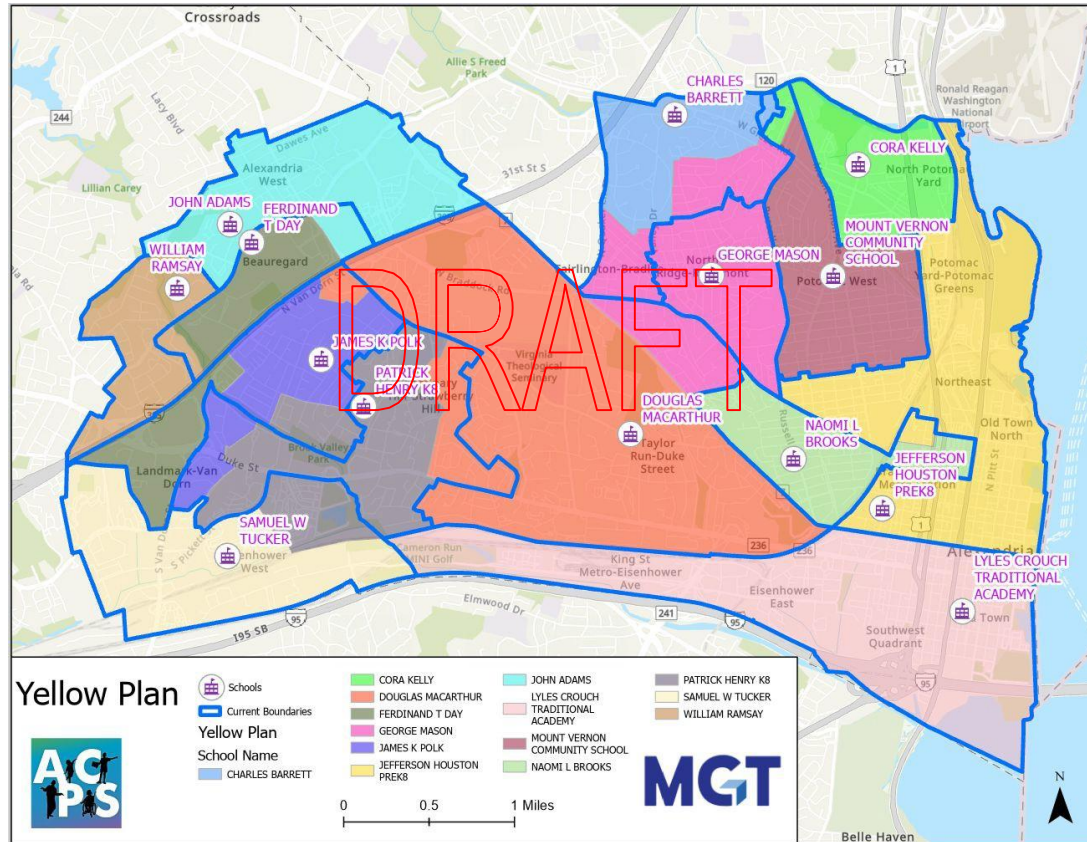
Pros:

- Samuel Tucker neighborhoods are assigned to closer schools
- Relief is provided to the impacted West End attendance areas of Patrick Henry and Samuel Tucker
- Removes the non-contiguous boundary of George Mason
- Provides relief to Naomi L. Brooks

Cons:

- Ferdinand attendance area extends further west and is bisected by I-395
- Seminary Towers community is moved further away to Douglas MacArthur
- Jefferson Houston exceeds optimal utilization in 2029

DRAFT





| Name | Capacity | Existing Boundary Configuration | | | Yellow Plan | | | Resident Utilization Differences | | |
|----------------------------------|----------|---------------------------------|--------------------|--------------------|--------------------|--------------------|--------------------|----------------------------------|--------------------|--------------------|
| | | SY2024 Utilization | SY2029 Utilization | SY2034 Utilization | SY2024 Utilization | SY2029 Utilization | SY2034 Utilization | SY2024 Utilization | SY2029 Utilization | SY2034 Utilization |
| Charles Barrett | 512 | 109% | 95% | 92% | 106% | 98% | 95% | -3.3% | 2.8% | 2.7% |
| Cora Kelly | 429 | 67% | 68% | 39% | 92% | 84% | 48% | 25.4% | 16.4% | 8.4% |
| Douglas Macarthur | 840 | 79% | 81% | 78% | 95% | 94% | 90% | 16.0% | 13.2% | 12.9% |
| Ferdinand T Day | 640 | 106% | 91% | 88% | 105% | 103% | 107% | -0.9% | 11.8% | 18.9% |
| George Mason | 368 | 77% | 79% | 42% | 98% | 100% | 53% | 20.7% | 20.7% | 11.0% |
| James K Polk | 756 | 100% | 99% | 103% | 95% | 109% | 107% | -5.8% | 9.8% | 4.4% |
| Jefferson Houston Prek8 | 516 | 71% | 104% | 66% | 81% | 115% | 0% | 10.3% | 10.7% | -66.0% |
| John Adams | 858 | 76% | 61% | 60% | 100% | 80% | 79% | 24.0% | 19.3% | 18.8% |
| Lyles Crouch Traditional Academy | 375 | 106% | 78% | 75% | 106% | 78% | 75% | 0.0% | 0.0% | 0.0% |
| Mount Vernon Community School | 755 | 90% | 99% | 92% | 76% | 90% | 84% | -14.4% | -9.3% | -8.0% |
| Naomi L Brooks | 350 | 97% | 120% | 108% | 82% | 104% | 93% | -15.1% | -15.8% | -15.3% |
| Patrick Henry K8 | 629 | 152% | 184% | 133% | 98% | 109% | 78% | -53.6% | -75.4% | -55.0% |
| Samuel W Tucker | 620 | 122% | 118% | 115% | 108% | 101% | 99% | -14.0% | -16.6% | -16.2% |
| William Ramsay | 748 | 76% | 79% | 77% | 86% | 88% | 85% | 10.0% | 8.1% | 7.9% |

- Utilization greater than 110%
- Utilization 90%-100%
- Utilization 80%-90%
- Utilization 70%-80%
- Utilization 60%-70%

DRAFT

The Yellow Plan combines elements of the Blue and Orange Plans to address utilization issues on both the East and West Ends.

Projected Utilization for 2029 and 2024 include the following assumptions:

George Mason will add 302 seats in 2028. Cora Kelly will add 291 seats in 2032. Patrick Henry will become a K-5 campus in 2033 and add 225 seats. Jefferson Houston will be reconfigured as a middle school.



Key Meeting Dates

RAC Meetings:

- April 8, 2025, from 6:00 - 8:00 p.m. - School Board Meeting Room
- May 14, 2025, from 6:00 - 8:00 p.m. - School Board Meeting Room

Community Engagement Meeting:

- April 22, 2025, from 6:00 - 8:00 p.m. - ACHS King Street

School Board Meetings:

- March 20 at 6pm - School Board Meeting Update and Policy Work Session
- April 3, 2025 at - Strategy and Accountability Committee Meeting
- April 3, 2025 - School Board Meeting Update



Alexandria City Public Schools

Questions?

Dr. Marcia Jackson
Chief of Student Services and Equity
marcia.jackson@acps.k12.va.us



Superintendent
Dr. Melanie Kay-Wyatt

School Board
Michelle Rief, Chair
Kelly Carmichael Booz, Vice Chair

Abdulahi Abdalla
Tim Beaty
Christopher Harris

Donna Kenley
Ryan Reyna

Alexander Crider Scioscia
Ashley Simpson Baird