



MONONA GROVE

SCHOOL DISTRICT

Safety and Security Information

What we'll cover

Introductions

School Safety Protocols and Visitor Aware

Safety Drills and Standard Crisis Response Protocol

Staff Training

Prevention and Threat Assessment

In the Event of a Critical Incident

How Families Can Help



MONONA GROVE
SCHOOL DISTRICT



Safety and Security Coordinator

Monona Grove & Middleton-Cross Plains School Districts

Education


- Bachelor's Degree in Criminal Justice
 - Emphasis in Homeland Security

Background

- 7 years Army National Guard - Infantry
 - 2 combat deployments to Iraq
 - 4.5 years active Duty
- 15 Years in Law Enforcement
 - 4 years as an SRO
 - 6 years as Patrol Sergeant
 - 12+ years instructing many LE topics
- 11+ Years Training Active Threat / Crisis Response



***Most importantly, I'm a dad**



School District - Emergency Services

- Partnerships are critical
 - Regular collaboration
 - Co-Training with district staff
 - Direct contact and relationships
-



Local Police Departments




Chief Mark Garry
Cottage Grove Police Dept.



Officer Zenas Lee (SRO)
Cottage Grove Police Dept.



Chief Brian Chaney
Monona Police Dept.



Officer Luke Wunsch (SRO)
Monona Police Dept.

School Safety Protocols and Visitor Aware



MONONA GROVE
SCHOOL DISTRICT



School Safety Protocols

- All exterior doors are locked at all times
 - All classroom doors locked at all times
 - Some doors may be open but the handle is locked
 - Any unlocked exterior doors must be monitored by a staff member
 - All visitors enter through main office
 - Any visitor allowed past the office must be vetted by visitor management system
-



Visitor Aware (Visitor Management System)

- Prior to leaving the main office
 - Visitors **must sign in** through Visitor Aware
 - Visitors must **have a profile in the system** (created on first visit)
 - Background check for **sex offender database, FBI watchlist, Injunctions, Explicit Bans** (on a specific visitor)
 - The system has facial recognition
 - **Once approved** a temporary badge is printed and worn (with photo)
 - If the system flags a person
 - School Resource Officer and building administration notified electronically (immediately) and get involved
 - Other benefits
 - Building accountability: **We know who is or has been in the building**
 - Staff can create visitor appointments ahead of time
 - Visitor Aware also runs more in-depth background checks on volunteers
-

School Safety Drills



MONONA GROVE
SCHOOL DISTRICT



Safety Drills

- Wisconsin requires at least one safety drill per month and at least one active threat drill prior to December 31st of each year. MGSD holds the following drills:
 - Fire Drill
 - Hold Drill
 - Evacuation Drill
 - Building Secure Drill
 - Active Threat Drill
 - Each Drill is debriefed by the School Response Team (SRT)
 - Trauma Sensitive principles are used; drills should never intentionally scare someone.
-

Standard Crisis Response Protocol

Aligned with






- Area School Districts
- Area Law Enforcement
- Office of School Safety Trainings

Includes options-based response to an active threat

Creates consistent foundation for language and response actions throughout district

I

Standard Crisis Response Protocol

	<p>CLASSROOM HOLD</p> <p>If Outside, Stay Outside. Situation in Building. Lock Doors</p> <p>If outside, stay outside</p> <ul style="list-style-type: none"> • Consider going to rally point <p>If inside, get students into classrooms</p> <ul style="list-style-type: none"> • Take attendance • Continue instruction. Ignore bells/music for period changes
	<p>BUILDING SECURE</p> <p>Everyone Inside. No Immediate Threat. Lock Doors & Windows. No Visitors.</p> <p>Get students inside & into classrooms</p> <p>Remain in the building</p> <p>Continue instruction</p> <ul style="list-style-type: none"> • Follow normal schedule
	<p>SHELTER: Hazard and safety strategy</p> <p>Go Inside. Threatening Weather/Hazardous Material. Lock Exterior Doors</p> <ul style="list-style-type: none"> • Account for students and adults • Notify Incident Commander of missing, extra or injured students or adults • Lead Hazardous Material Safety Strategy <ul style="list-style-type: none"> ◦ Tornado: Go to shelter area ◦ Hazardous Material: Seal room/building
	<p>EVACUATION</p> <p>Get Outside Quickly. Go to Rally Point or Short-term Evacuation Site</p> <ul style="list-style-type: none"> • Bring e-pack • Bring medications • Take attendance. Notify Incident Commander of missing, extra or injured students or adults • Keep students together at evacuation site <ul style="list-style-type: none"> ◦ Reunification process must be used to release students
	<p>LOCKDOWN!</p> <p>Danger Inside or Outside the Building. Barricade or Escape!</p> <p>If inside, decide</p> <ul style="list-style-type: none"> • Evacuate/flee from school <ul style="list-style-type: none"> ◦ Go to rally point or short-term evacuation site • Lock/barricade in place <ul style="list-style-type: none"> ◦ Locks, Lights, Out of Sight ◦ Recover students from hallway if possible ◦ Prepare to evade or defend ◦ Do not open the door (Law Enforcement will have a key) <p>If outside</p> <ul style="list-style-type: none"> • Go to rally point or short-term evacuation site

Classroom Hold



CLASSROOM HOLD

If Outside, Stay Outside. Situation in Building. Lock Doors

If outside:

- Stay outside
- Consider going to rally point

If inside:

- Move into classrooms
- Take attendance
- Continue instruction. Stay until all clear.

You will hear:

“We are under a classroom hold. Please remain in your classrooms and offices until the ‘all clear’ is given. Teachers and Staff please check your email for more information.”

Classroom Hold is used for:



Situation inside building

- Medical emergency
- Behavior incident in Classroom or Hallway
- K9 sweep

Secure



BUILDING SECURE

Everyone Inside. No Immediate Threat. Lock Doors & Windows.

No Visitors.

- Get students inside
- Remain in the building
- Continue instruction
- Follow normal schedule

Automated Message:

“Attention! The building has been secured. Follow the Secure Building protocol.”

Secure is used for:



Situation Outside Building

- Police activity
- Potentially dangerous animal
- Other unsafe situation outside
 - Chemical spill, gas leak, fire, car accident, etc.

Shelter



SHELTER

Go to designated shelter areas.

These are strongest parts of the building.

Used for dangerous weather:

- Tornado Warning
- Severe Thunderstorm
- Or other safety issue outside

Evacuate



EVACUATION

Get Outside Quickly. Go to short term evacuation site

- Follow your teacher's instructions
- Stay together at evacuation site.
- The school has a plan to reunite you with your family if necessary

Evacuate is used for:



- Fire alarms
- Power outage
- Gas leak (inside school)
- Other hazard inside the building

Lockdown



LOCKDOWN! *Active Threat Danger Inside or Outside the Building

If you are outside:

- Go to rally point
- Get out of site from the building

If you are inside, decide to escape or barricade:

- If you **DO NOT KNOW** where the threat is - **Barricade**
- If you **DO KNOW** where the threat is:
 - If it is close - **Barricade**
 - If it is far from you - **Escape**

***No locked and/or barricaded door has been breached**

Lockdown



What you will hear:

“Attention! There is an active threat. Follow the Lockdown protocol.”





Automated Systems

Buildings are equipped with emergency systems with instant actions upon activation

- Security doors release, close and lock
- Recorded message plays
- Key card systems lock *except for law enforcement
- Alert is sent to SROs, administrators and district personnel



No locked and/or barricaded door has ever been breached in a school violence incident.

Staff Training



MONONA GROVE
SCHOOL DISTRICT



Staff Training

- Annual building safety training - All hazards
 - Granite Ridge received specialized training this year
 - Building Situation Response Teams
 - Multiple scenario based training sessions
 - State mandated training on threat warning signs
 - Mandatory reporting for violent threats
 - Monthly safety drills with debrief/improvements
 - Age appropriate and trauma sensitive student training
-

Prevention and Threat Assessment



MONONA GROVE
SCHOOL DISTRICT

**School violence is not
impulsive.**



Threat Assessment Process

- Threatening language, actions, social media posts, etc. initiate a threat assessment
 - MGSD uses the **Behavioral Threat Assessment and Management** process through the WI Department of Justice Office of School Safety
 - Each school has a team of collaborators that complete the assessment
 - School administrator, counselor, psychologist, case manager, teacher, School Resource Officer, student services staff, S&S Coordinator
 - Based on the results additional steps to ensure safety are taken
-

In the Event of a Critical Incident



MONONA GROVE
SCHOOL DISTRICT



During a Critical Incident

- Emergency responders will take over the impacted building and address the situation
 - The scene must be safe before next steps can happen
- District emergency operations teams will initiate the Crisis Response Plan
- The Communications Team will alert families and provide appropriate and accurate information
 - Please do not spread rumors on social media



Stay Put

- **DO NOT** come to the school
 - The area will be **very congested**. Your presence will only add chaos to the incident
 - A **perimeter will be established**, and emergency responders will not have time to address your individual concerns
 - Your presence **may hinder or delay response** actions and increase wait times for reunification
-



This is a hard ask, but please wait for instructions



Stay Informed

- Wait for information from the district
 - The district will put out timely and accurate information about the incident via **text, email, phone, district website and social media**
 - Please do not add to the confusion by speculating or promoting rumors
 - The district will share the reunification site when the situation has been resolved
 - **Make sure your information is up to date in Infinite Campus**
-



Note on Student Cell Phones

During a Critical Incident:

- Cell towers will become overwhelmed and may not work
 - If you do not get a message, know there are **MANY** reason why that could happen.
 - Phone not with child
 - Reception
 - Towers
-



Be Ready

- The district will notify you of the time and location of reunification
 - Have your photo identification ready
 - **Only a guardian or an emergency contact can pick up student(s)**
 - Communicate with other family members to establish who will go to the reunification site
 - Noncustodial emergency contacts **must be listed in Infinite Campus**
 - Guardian must verify that emergency contact is allowed to pick up the student(s) *Staff will call the guardian to confirm.
-

How Families Can Help



MONONA GROVE
SCHOOL DISTRICT



Talk with your kids about safety

- Talk about the drills - talk through their thoughts/concerns
- Reinforce the message to take drills seriously
- Make sure they understand they must listen to staff in an emergency situation
- Get their questions answered. Often times fear comes from the unknown

***Drills and safety plans are like seatbelts** - we don't plan on getting in a crash, we wear them so we are safe just in case.



Safe School Talk

All instances of threatening comments must be investigated.

How can parents help?

- Talk with your kids about what is not appropriate at school
 - **Threatening comments/posts will be investigated**
 - Talk with your kids about possible consequences
 - School
 - HOLD, closure, student/staff concerns, threat assessment process, suspension, etc.
 - Law Enforcement
 - Investigation, possible charges, arrest
-

SPEAK UP OUT WISCONSIN

CALL

1-800-MY-SUSO-1

Report a tip or ask for assistance
(Text messages will not be received)

To place Telecommunications Relay Service (TRS) calls, dial 711

DOWNLOAD THE APP




iOS



Android

- Accessible on district web pages
- Reports can be submitted anonymously via the web, or by phone
- System is monitored 24 hrs/day, 365 days/year by a person
- Reports are escalated based on how critical the situation appears



Questions?

Asher Torbeck

Safety and Security Coordinator

Monona Grove School District

asher.torbeck@mgschools.net

