



Alexandria City Public Schools

School Boundary Redistricting Proposed Maps

March 12, 2025

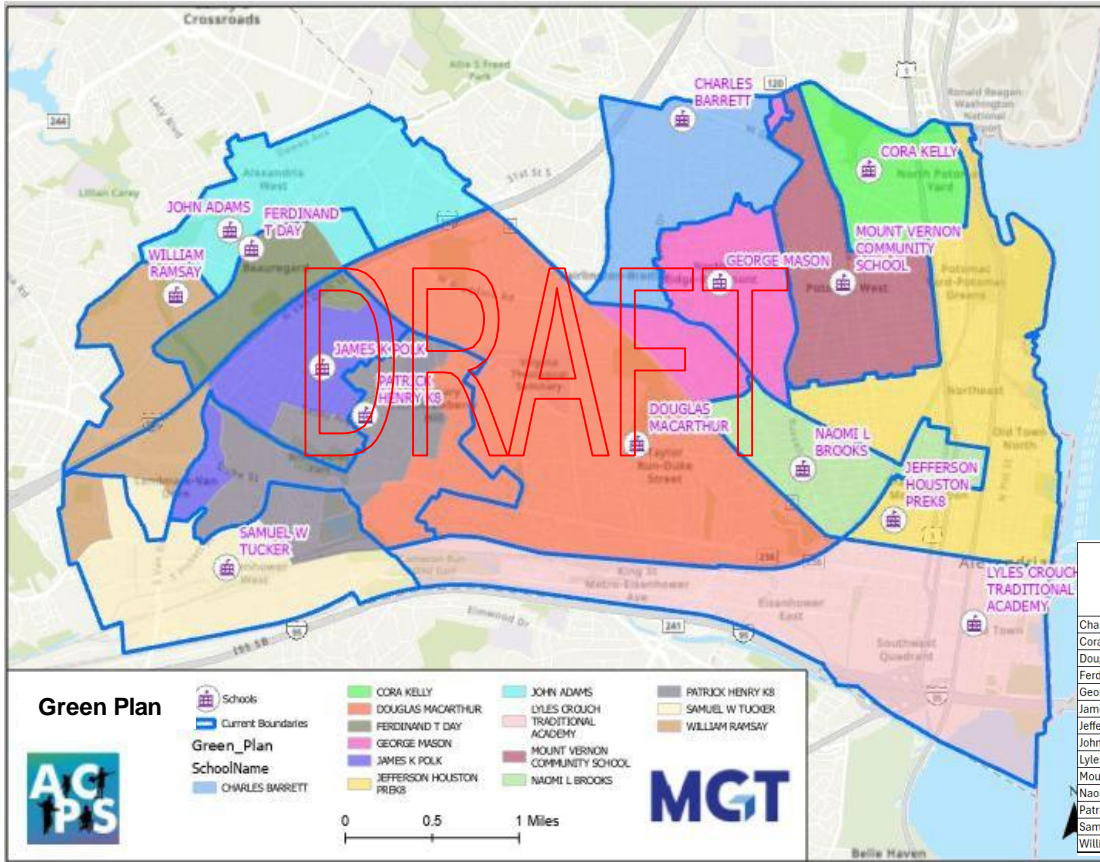




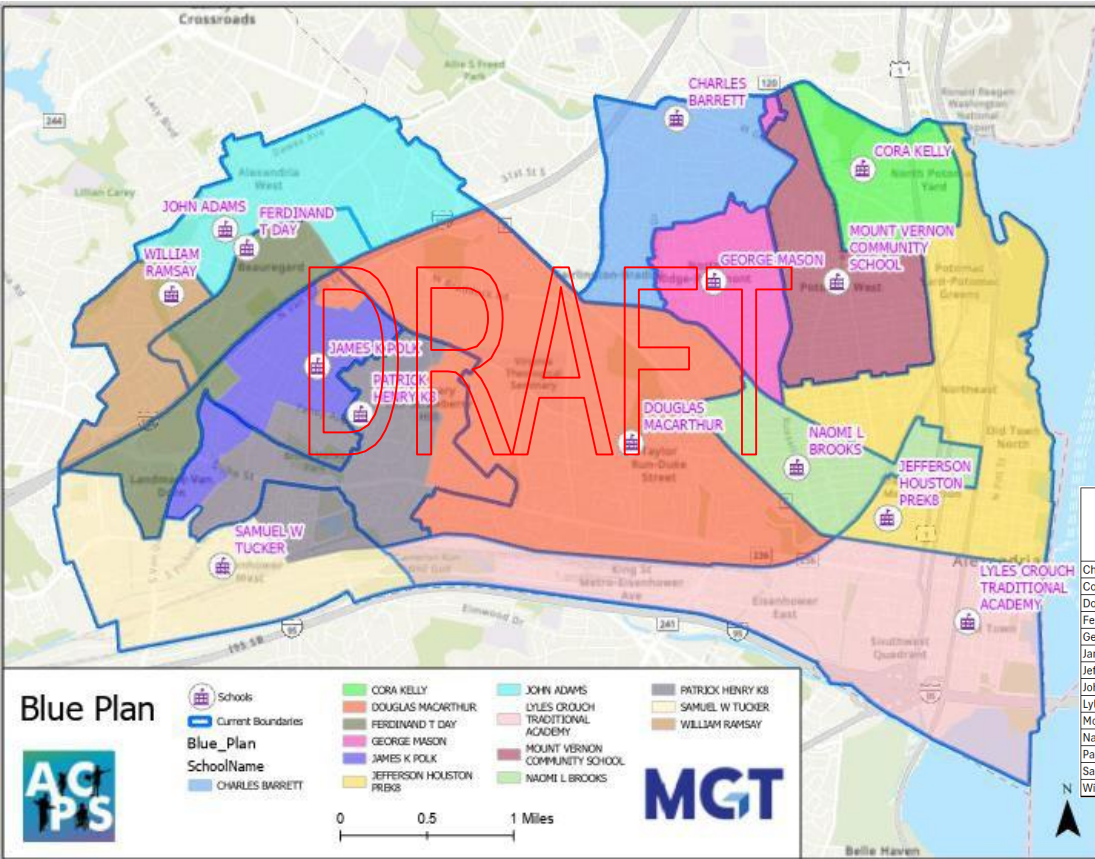
The Green Plan

- The Green Plan solves utilization challenges while emphasizing neighborhood schools.

DRAFT



Name	Target Capacity	Existing Boundary Configuration			Green Plan			Resident Utilization Differences		
		SY2024 Utilization	SY2029 Utilization	SY2034 Utilization	SY2024 Utilization	SY2029 Utilization	SY2034 Utilization	SY2024 Utilization	SY2029 Utilization	SY2034 Utilization
Charles Barrett	512	109%	95%	92%	109%	95%	92%	0.0%	0.0%	0.0%
Cora Kelly	429	67%	68%	39%	67%	68%	39%	0.0%	0.0%	0.0%
Douglas Macarthur	840	79%	81%	78%	101%	105%	87%	22.3%	24.0%	9.7%
Ferdinand T Day	640	106%	91%	88%	98%	88%	86%	-8.3%	-2.9%	-2.8%
George Mason	368	77%	79%	42%	93%	104%	56%	16.0%	24.6%	13.1%
James K Polk	756	100%	99%	103%	92%	104%	101%	-8.6%	4.8%	-1.8%
Jefferson Houston Prek8	516	71%	104%	66%	71%	104%	0%	0.0%	0.0%	-66.0%
John Adams	858	76%	61%	60%	100%	80%	79%	24.0%	19.3%	18.8%
Lyles Crouch Traditional Academy	375	106%	78%	75%	106%	78%	75%	0.0%	0.0%	0.0%
Mount Vernon Community School	755	90%	99%	92%	90%	99%	92%	0.0%	0.0%	0.0%
Naomi L Brooks	350	97%	120%	108%	97%	120%	108%	0.0%	0.0%	0.0%
Patrick Henry K8	629	152%	184%	133%	78%	84%	74%	-74.2%	-100.3%	-58.2%
Samuel W Tucker	620	122%	118%	115%	109%	107%	104%	-13.1%	-11.0%	-10.8%
William Ramsay	748	76%	79%	77%	104%	109%	113%	28.6%	29.8%	35.4%

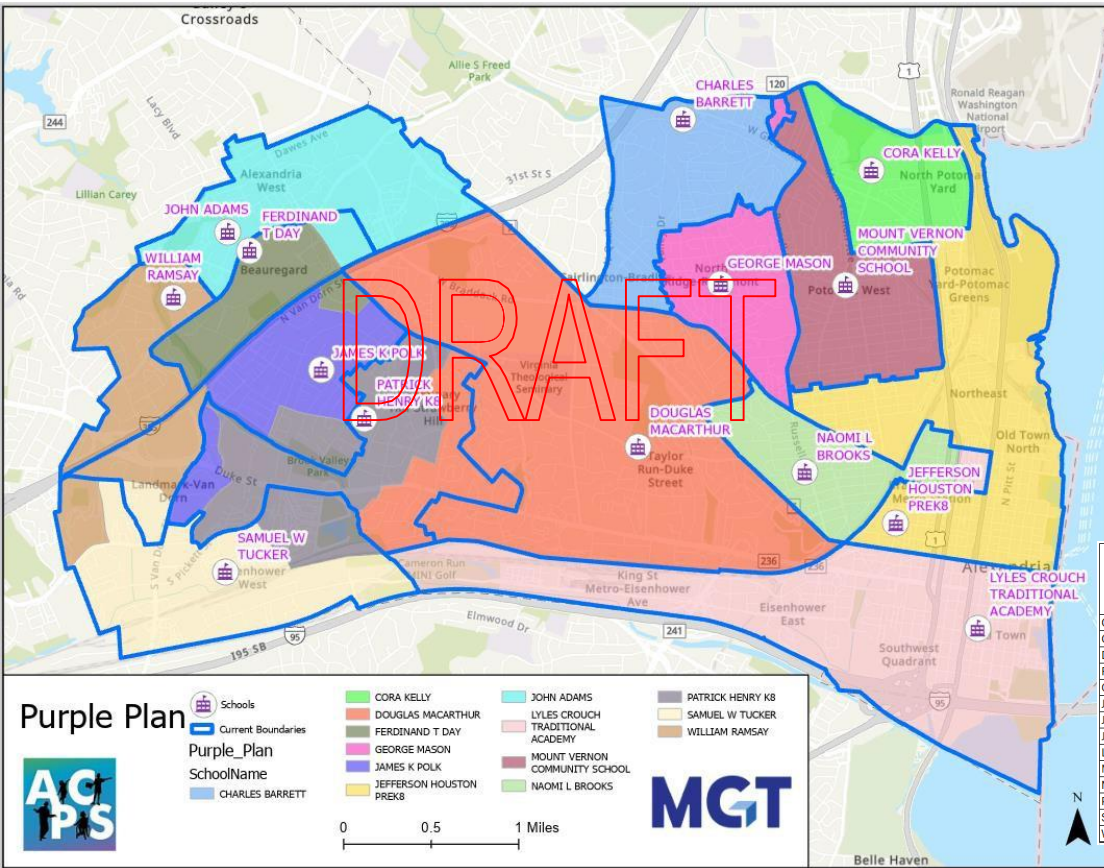


The Blue Plan

- The Blue Plan solves utilization but it moves students further away from their neighborhood school.

DRAFT

Name	Target Capacity	Existing Boundary Configuration			Blue Plan			Resident Utilization Differences		
		SY2024 Utilization	SY2029 Utilization	SY2034 Utilization	SY2024 Utilization	SY2029 Utilization	SY2034 Utilization	SY2024 Utilization	SY2029 Utilization	SY2034 Utilization
Charles Barrett	512	109%	95%	92%	109%	95%	92%	0.0%	0.0%	0.0%
Cora Kelly	429	67%	68%	39%	67%	68%	39%	0.0%	0.0%	0.0%
Douglas Macarthur	840	79%	81%	78%	102%	105%	101%	23.0%	24.0%	23.3%
Ferdinand T Day	640	106%	91%	88%	105%	103%	107%	-0.9%	11.8%	18.9%
George Mason	368	77%	79%	42%	77%	79%	42%	0.0%	0.0%	4.4%
James K Polk	756	100%	99%	103%	95%	109%	107%	-5.8%	9.8%	4.4%
Jefferson Houston Prek8	516	71%	104%	66%	71%	104%	0%	0.0%	0.0%	-66.0%
John Adams	858	76%	61%	60%	100%	80%	79%	24.0%	19.3%	18.8%
Lyles Crouch Traditional Academy	375	106%	78%	75%	106%	78%	75%	0.0%	0.0%	0.0%
Mount Vernon Community School	755	90%	99%	92%	90%	99%	92%	0.0%	0.0%	0.0%
Naomi L Brooks	350	97%	120%	108%	97%	120%	108%	0.0%	0.0%	0.0%
Patrick Henry K8	629	152%	184%	133%	98%	109%	78%	-53.6%	-75.4%	-55.0%
Samuel W Tucker	620	122%	118%	115%	108%	101%	99%	-14.0%	-16.6%	-16.2%
William Ramsay	748	76%	79%	77%	86%	88%	85%	10.0%	8.1%	7.9%



The Purple Plan

- Attempts to address the utilization issue at Naomi L Books but also considers the future grade configuration changes at Jefferson Houston going from a K-8 to a 6-8 campus.

DRAFT

Name	Target Capacity	Existing Boundary Configuration			Purple Plan			Resident Utilization Differences		
		SY2024 Utilization	SY2029 Utilization	SY2034 Utilization	SY2024 Utilization	SY2029 Utilization	SY2034 Utilization	SY2024 Utilization	SY2029 Utilization	SY2034 Utilization
Charles Barrett	512	109%	95%	92%	109%	95%	92%	0.0%	0.0%	0.0%
Cora Kelly	429	67%	68%	39%	67%	68%	39%	0.0%	0.0%	0.0%
Douglas MacArthur	840	79%	81%	78%	98%	102%	98%	18.3%	20.8%	20.2%
Ferdinand T Day	640	106%	91%	88%	98%	86%	86%	-8.3%	-2.9%	-2.8%
George Mason	368	77%	79%	42%	77%	79%	42%	0.0%	0.0%	0.0%
James K Polk	756	100%	99%	103%	92%	104%	101%	-8.6%	4.8%	-1.8%
Jefferson Houston Prek8	516	71%	104%	66%	71%	104%	0%	0.0%	0.0%	-66.0%
John Adams	858	78%	64%	60%	100%	80%	79%	24.0%	19.3%	18.8%
Lyles Crouch Traditional Academy	375	106%	79%	75%	114%	85%	85%	8.0%	10.2%	9.5%
Mount Vernon Community School	755	90%	99%	92%	90%	99%	92%	0.0%	0.0%	0.0%
Naomi L Brooks	350	97%	120%	108%	89%	109%	86%	-8.6%	-10.9%	-10.1%
Patrick Henry K8	629	152%	184%	133%	92%	74%	74%	-59.6%	-81.6%	-58.2%
Samuel W Tucker	620	122%	118%	115%	109%	107%	104%	-13.1%	-11.0%	-10.8%
William Ramsay	748	76%	79%	77%	104%	109%	113%	28.6%	29.8%	35.4%



Next Meetings

Community Engagement Meetings:

- **March Meeting:** March 18, 2025, from 6:00 - 7:30 p.m. - ACHS King Street
- **April Meeting:** April 22, 2025, from 6:00 - 7:30 p.m. - ACHS King Street

Communicate and Stay Informed:

- RAC Members please continue to email Student Services with questions
- Questions from community members, please email ask@acps.k12.va.us
- Review the [ACPS School Boundary Redistricting](#) webpage to remain informed



Alexandria City Public Schools

Questions?

Dr. Marcia Jackson
Chief of Student Services and Equity
marcia.jackson@acps.k12.va.us



Superintendent
Dr. Melanie Kay-Wyatt

School Board
Michelle Rief, Chair
Kelly Carmichael Booz, Vice Chair

Abdulahi Abdalla
Tim Beaty
Christopher Harris

Donna Kenley
Ryan Reyna

Alexander Crider Scioscia
Ashley Simpson Baird