



Setting Up Your GVSD ClassLink Parent Portal Account

1. Using a web browser, navigate to: <https://parents.classlink.com/greatvalley>

Great Valley's ClassLink Parent Portal

ClassLink is a single-sign on platform that allows families to access several district resources in one place while securely storing passwords. Please enter the email address or phone number you have listed in Skyward to log into Great Valley School District's ClassLink parent portal.

If your account is not found, you will be prompted to register

USING EMAIL

USING PHONE NUMBER

Enter your Email

Next



2. Please enter your email address or phone number you have on record in Skyward and click Next.

USING EMAIL

USING PHONE NUMBER

Enter your Email

Next

3. If the email you entered is the one on file in Skyward, you will be asked to verify your email address. Enter the one – time password sent to that email address.

Back

step 1 step 2 step 3 step 4


STEP 3

Verify One-time Password sent to [redacted]@gmail.com

Enter the One-time Password

Verify

Resend One-time Password



If you are redirected and see an error message it could mean a few things:

- a. The email you input is not the one attached to your household in Skyward. You will need to reach out to your child's school about the email on file.

4. Once you have entered your email and password one time successfully, you will be asked to provide your full name and create your own secure password.

Back

step 1 step 2 step 3 step 4

STEP 4


Enter your user details to complete

Full Name

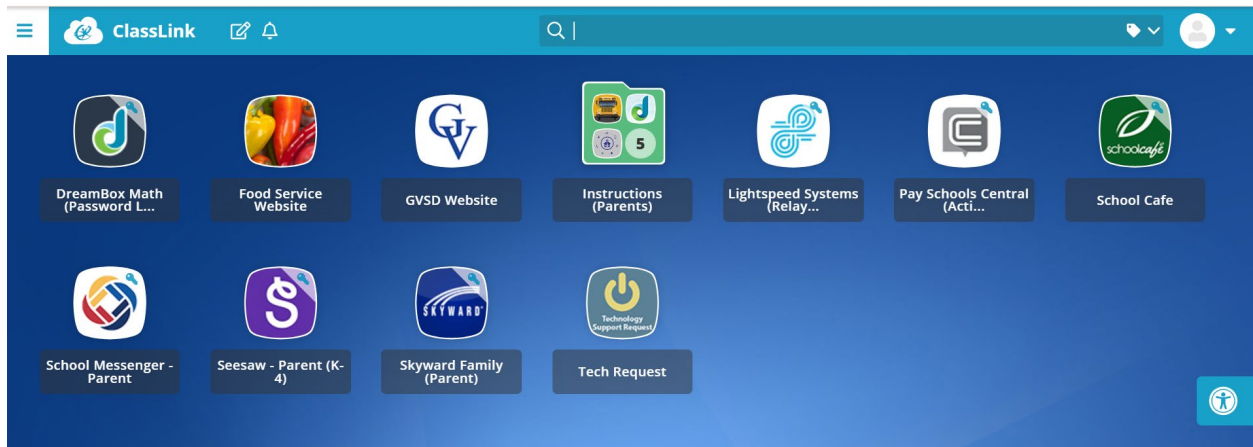
Password

Confirm Password

Sign Up




5. Your launchpad in ClassLink is now ready to use! You will now see apps you can use to access various resources as a parent.



6. The **first time** you access an application from the launch pad, you will be prompted to enter your login credentials for that particular app / website. Please note that your login for Payschools, Skyward, etc. may be different than the one you just created for ClassLink.

In the example image below, when you attempt to access Skyward Family you will need to enter your parent username and password for Skyward Family. Once you click this task for the **first time**, ClassLink will save these credentials for you and will log you in automatically on future visits to the application through your ClassLink launch pad.

Would you like to save your login?

 Skyward Family (Parent)
You can save your login for this application to auto login on your next visit

Fields marked as * are required.

* Username

This field is required.

* Password

This field is required.

7. Moving forward, you will be able to access the ClassLink Parent Portal from a web browser or the ClassLink mobile app.


Accessing the ClassLink Parent Portal Moving Forward

COMPUTER



- Go to <https://parents.classlink.com/greatvalley> from a browser.
- Use your Skyward email address or phone number to set up your account.
- A message will prompt you to install a ClassLink browser extension after accessing your first application.

MOBILE



- Download the ClassLink app.
- Search for Great Valley School District. You only need to do this the first time.
- Enter your login credentials and sign in.