

# Santa Barbara Unified Fast Fiscal Facts

24-25 Second Interim Budget Report



[www.sbunified.org](http://www.sbunified.org)

720 Santa Barbara Street, Santa Barbara, CA 93109



## BOARD OF TRUSTEES

Gabe Escobedo  
Rose Muñoz  
William Banning  
Sunita Beall  
Celeste Kafri

---

Hilda Maldonado, E.d.D | Superintendent of Schools

Kim Hernandez | Assistant Superintendent, Business Services

## INSIDE THIS ISSUE

---

### A MESSAGE FROM THE ASSISTANT SUPERINTENDENT OF BUSINESS SERVICES

GENERAL FUND REVENUES

GENERAL FUND EXPENSES

MULTI-YEAR PROJECTIONS

**FOR MORE INFORMATION, VISIT THE URL BELOW**

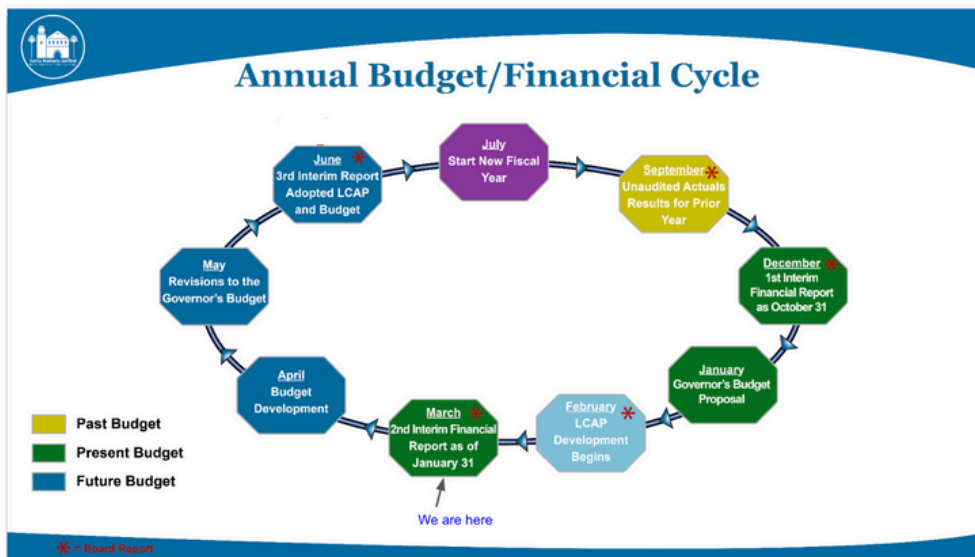
(805)963-4338 | [sbunified.org/deparments/business-services](https://sbunified.org/deparments/business-services)

# A Message From

## The Assistant Superintendent of Business Services

The Fast Fiscal Facts for the Second Interim Budget Report has been created as a reference to improve the understanding of the District’s budget. Our goal is to assist our educational partners in understanding the District’s financial commitments aligned with the instructional programs.

This report is called the “Second Interim Budget Report”. It is the projected budget for the current school year including the bills paid and encumbered as of January 31, 2025.



The Second Interim Report reflects a point-in-time view of SBUSD’s budget along with a multi-year projection (MYP). The MYP is a snapshot view of the District budget that includes prior budget years, current year, and following two years. The MYP also shows the ending fund balance and resulting beginning fund balance each year, as well as the District reserve account balances.

An important point to note is that these multi-year projections are based on assumptions that may change when actual revenues are reported at the conclusion of tax season and expenditures are spent. Tentative agreements between the labor unions and the district which include salary increases are included in the Second Interim budget.

Maintaining a strong fiscal budget is important to improve outcomes and experiences for the **11,980 students in grades TK - 12** in the **18 District schools** and the 3 charters at Santa Barbara Unified.

We are grateful for our educational partners who continue to support our students and help us to uplift every child, every chance, every day.

Sincerely,  
*Kimberley Hernandez*

# GENERAL FUND REVENUES

## State Aid

- Attendance drives funding received under the LCFF
  - Demographics drive supplemental and concentration grants
- Property tax changes increase or decrease state aid, not revenues
- Attendance increases result in increased total revenues
- For total revenues, Attendance matters; property tax doesn't

## Community Funded

- Changes in Attendance/demographics don't greatly affect unrestricted revenues
  - But they do affect funds outside LCFF
- Changes in property taxes increase or decrease unrestricted revenues
- Attendance increases result in lower per-pupil revenues
- For total revenues, property taxes matter; Attendance doesn't
  - Local Control and Accountability Plan (LCAP) demands same actions from community-funded as it does for state-funded school districts

In 24-25, Santa Barbara Unified is a Community- Funded District. It is expected to receive **\$228,985,663** of funding from the following sources:

### **Federal Funding = \$8,860,838**

Federal funding comes from federal grants and programs such as Title I, Child Nutrition and Individuals with Disabilities Education Act (IDEA), followed by other programs.

### **Other State Funding = \$23,487,382**

State funding come primarily from personal and corporate income and retail sales taxes, as well as taxes on tobacco products, alcoholic beverages, and lotteries

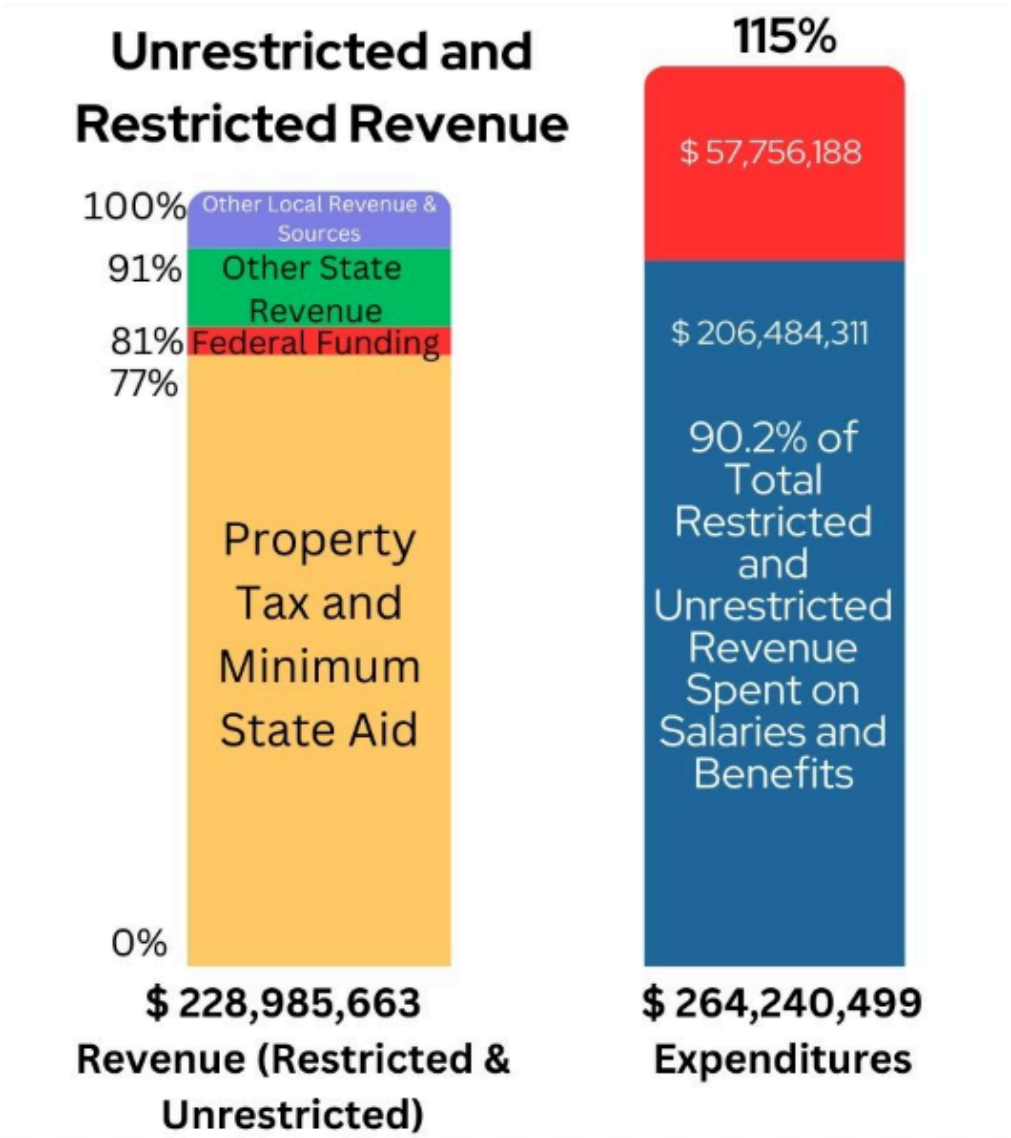
### **Local Revenue = \$17,406,368**

Local school revenue comes from cities, counties, civic use fees, and charitable donations.

### **Property Taxes/LCFF = \$179,231,075**

Because we receive more funding in our property taxes than we would receive from the State in the traditional Local Control Funding Formula (LCFF), the State allows us to keep our property taxes and not receive LCFF. This means SBUSD is a Community Funded, or Basic Aid, District. we pay our Charter schools.

# GENERAL FUND REVENUES



- 90.2% of Restricted and Unrestricted Revenue Spent on Salaries and Benefits for SBUSD staff
- District is spending more than revenue received.

# GENERAL FUND EXPENSES

**Salaries and Benefits = \$206,484,311**

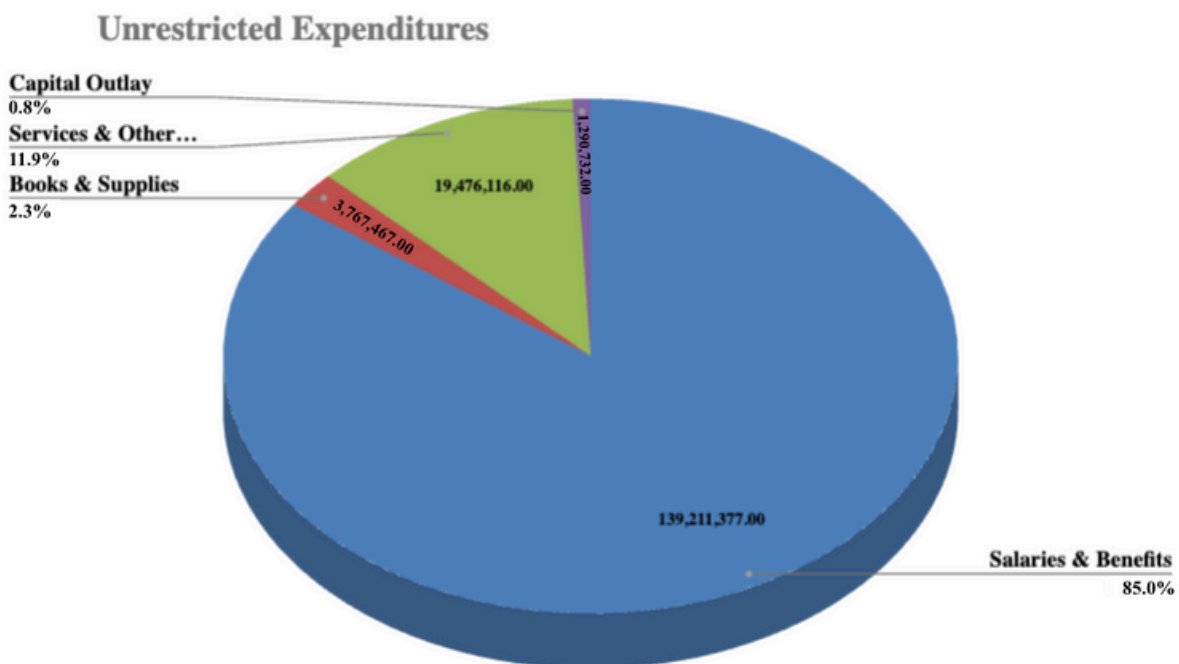
SBUSD spends **85%** of total Unrestricted Expenditures on salaries and benefits.

**Books and Supplies = \$14,820,178** on textbooks, materials, classroom supplies, and custodial supplies.

**Services and Operating = \$33,891,938** for insurance, utilities, agreements for mental health services, operational costs, bus transportation for students and athletics, dues and memberships, travel and conference, housekeeping, consulting services such as mathematics assessments, and communication platforms such as Parent Square and the website.

**Capital Outlay = \$9,044,072** on equipment, land improvements, building, contributions to funds such as Child Development, and Special Ed and other underfunded programs.

Salaries and Benefits are 85% of Unrestricted Expenditures



# MULTI-YEAR PROJECTION

Unrestricted and Restricted Projections  
Includes RIFs and Projected Cuts  
25-26 \$9.65M and \$4.22M 26-27

		Unaudited Actuals	ESTIMATED: Multi-Year Projections		
Total Budget		2023-24	2024-25	2025-26	2026-27
1	Property Tax Growth	6.10%	4.87%	4.00%	4.00%
2	Beginning Fund Balance	53,843,678	61,148,133	25,893,297	13,451,850
3	Audit Adjustments (if any)	-	-	-	-
Revenue		CF	CF	CF	CF
4	Property Tax/LCFF	171,161,789	179,231,075	185,853,649	192,622,534
5	Federal	18,263,325	8,860,838	7,921,654	7,921,654
6	Other State	25,389,222	23,487,382	24,486,072	24,049,644
7	Other Local & Other Sources	19,486,257	17,406,368	24,406,368	24,406,368
8	Total Revenue	234,300,593	228,985,663	242,667,743	249,000,200
Expenditures					
9	Salaries and Benefits	187,029,931	206,484,311	209,524,919	209,501,866
10	Books and Supplies	10,054,616	14,820,178	9,338,624	9,040,743
11	Services & Operating	24,676,951	33,891,938	29,125,522	28,523,902
12	All Other Expenditures	5,234,641	9,044,072	7,120,125	7,120,125
13	Total Expenditures	226,996,138	264,240,499	255,109,190	254,186,636
14	Net Income(Loss)	7,304,455	(35,254,836)	(12,441,447)	(5,186,436)
15	Total Ending Balance	61,148,133	25,893,297	13,451,850	8,265,414
Breakdown of Ending Fund Balance					
16	Restricted	31,803,557	11,694,997	5,310,853	(0)
17	Unrestricted	29,344,576	14,198,300	8,140,997	8,265,413
Components of Unrestricted Ending Fund Balance					
18	Assigned Fund Balance	1,582,652	524,242	-	-
19	State Recommended 3% Reserve	6,809,884	7,927,215	7,653,276	7,625,599
20	Excess Unrestricted Fund Balance	20,952,040	5,746,842	487,721	639,814
21	Total Unrestricted Ending Fund Balance	29,344,576	14,198,300	8,140,997	8,265,413
22	General Fund Unrestricted Reserve	12.23%	5.17%	3.19%	3.25%
Special Reserve Fund 17					
23	Beginning Fund Balance	13,974,130	14,630,227	14,975,227	8,275,227
24	Revenue	656,097	345,000	300,000	250,000
25	Expenditures	-	-	7,000,000	7,000,000
26	Net Income(Loss)	656,097	345,000	(6,700,000)	(6,750,000)
27	Special Reserve Ending Balance	14,630,227	14,975,227	8,275,227	1,525,227
28	Special Reserve %	6.45%	5.67%	3.24%	0.60%
29	Total Available Reserves - by Percent	18.68%	10.84%	6.43%	3.85%
30	Total Available Reserves - by Amount	42,392,151	28,649,284	16,416,224	9,790,639

The Santa Barbara Unified Board of Trustees requested reports on actions the district will be taking throughout the year to address fiscal sustainability. The Budget Sustainability Reports are designed to provide clarity and transparency to the Board and Community as we tighten our budget while meeting the needs of our students.

**Past Presentations:**

[February 25, 2025 Budget Recommendations #2](#)

[February 11, 2025 Budget Recommendations](#)

[January 28, 2025 Special Education](#)

[January 14, 2025 Budget Development](#)

[November 12, 2024 Utilities and Transportation](#)

[October 22, 2024 Budget and Staffing](#)

[September 10, 2024 Travel and Conferences](#)

[August 6, 2024 How We Can Meet Our Objectives](#)



[Budgets on SBUnified.org Website](#)