

Budget Committee Work Session

March 13, 2025

2025 Oregon Legislative Session

**Representative John Lively
Senator Floyd Prozanski**

Fleet Replacement Fund Update

Fleet Replacement Goals

- Dedicated for district fleet (only)
- Maximize opportunities for revenue
 - ODE reimbursement, DEQ grants, etc.
- Eliminate need for General Fund support
- Maintain long term stability of fund
- Strive to maintain bus fleet 15 years or newer
- Maintain a fleet that meets needs of students (including other vehicles)
- Lower carbon footprint as much as possible (& affordable)
- Ability to meet State & Federal requirements

Fleet Replacement Fund Revenue Sources

- ODE Depreciation Revenue:
 - Reimbursement amount equals 70% of initial price/value
 - 10 year reimbursement schedule
 - Dedicated to Fleet Replacement Fund
 - Reimbursed on annual basis
- Grant opportunities:
 - EPA/DEQ grants: 30% of initial price/value

Bus Fleet Summary:

- 2011 (14 years old): 4 buses
- 2013 (12 years old): 4 buses
- 2014 (11 years old): 6 buses
- 2015 (10 years old): 4 buses
- 2016 (9 years old): 7 buses
- 2017 (8 years old): 3 buses
- 2018 (7 years old): 6 buses
- 2019 (6 years old): 7 buses
- 2021 (4 years old): 11 buses
- 2022 (3 years old): 7 buses
- 2023 (2 years old): 6 buses
- 2025 (Arrive April 2025): 3 buses



SPRINGFIELD
PUBLIC SCHOOLS

Every Student, Every Day

Auto Fleet Summary:

- 2003 (22 years old): 1 vehicle
- 2009 (16 years old): 1 vehicle
- 2010 (15 years old): 1 vehicle
- 2012 (13 years old): 2 vehicles
- 2013 (12 years old): 2 vehicles
- 2017 (8 years old): 1 vehicle
- 2018 (7 years old): 2 vehicles
- 2019 (6 years old): 8 vehicles
- 2024 (1 year old): 1 vehicle
- 2024 (Arrive April 2025): 4 vehicles



SPRINGFIELD
PUBLIC SCHOOLS

Every Student, Every Day

Fleet Fund Financial Information:

* Does not assume future purchases (past 2024-25)

	<u>2024-25</u>	<u>2025-26</u>	<u>2026-27</u>	<u>2027-28</u>	<u>2028-29</u>	<u>2029-30</u>	<u>2030-31</u>	<u>2031-32</u>	<u>2032-33</u>	<u>2033-34</u>	<u>2034-35</u>
Beginning Fund Balance	1,250,418	1,479,767	1,537,998	1,637,880	1,811,581	2,038,152	2,253,666	2,453,873	2,772,985	2,971,935	3,162,884
Revenue	886,396	817,044	754,671	726,768	666,520	575,229	556,497	499,788	373,120	358,273	300,000
Expenditures	(657,047)	(758,813)	(654,789)	(553,067)	(439,949)	(359,715)	(356,290)	(180,676)	(174,170)	(167,324)	(160,119)
Ending Fund Balance	1,479,767	1,537,998	1,637,880	1,811,581	2,038,152	2,253,666	2,453,873	2,772,985	2,971,935	3,162,884	3,302,765

Budget Committee Preparation

- Provide resources & information (through work sessions) that prepare committee members to conduct an informed and transparent process.
- Understand budget process, member roles & responsibilities.
- Receive information and ask clarifying questions, information requests.
- Ensure committee members have a foundation for meeting legal budget requirements.
- Ensure SPS budget process is transparent and provides opportunity for public input.

Budget Committee Information (January 9th)

- PERS Presentation & Discussion
- 2025-26 Budget process overview
 - Governor's recommended budget
 - State School Fund
 - roles & responsibilities
 - Budget Committee handbook, budget document overview, budget calendar

Budget Committee Information (February 27th)

- 2024-25 enrollment update
 - Prior year and current year
 - Functional capacity
 - Enrollment and ADMw summary
- 2024-25 budget summary
 - Increases & decreases
 - General Fund reserves
- Technology Fund Update (Jeff Michna)
- Curriculum & instruction materials update (Whitney McKinley)
- Opportunity for committee discussion & input

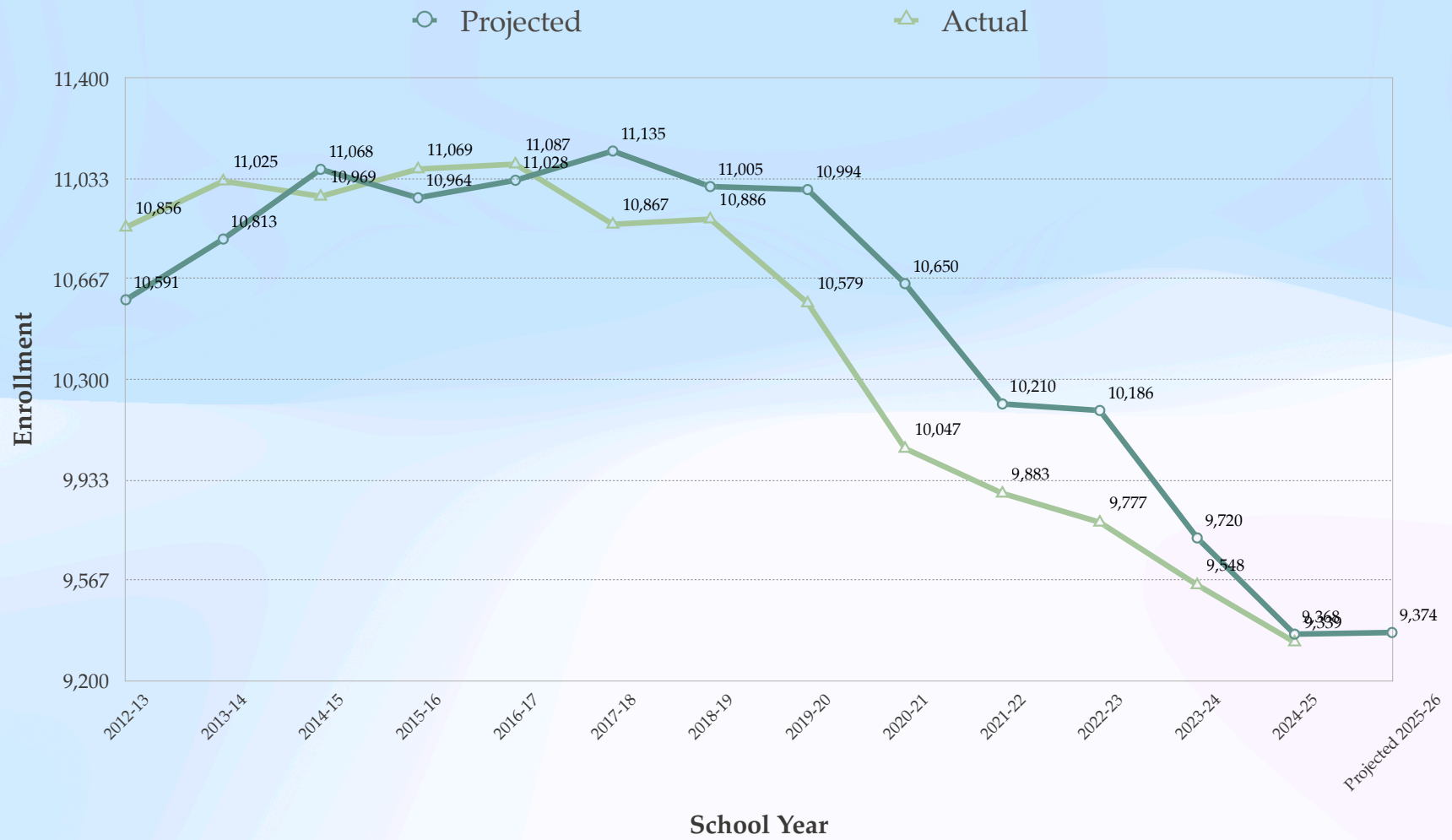
Budget Committee Information (March 13th)

- Legislative presentation w/ Q&A (Rep. John Lively, Sen. Floyd Prozanski)
- Fleet equipment fund update
- 2025-26 enrollment projections
- 2025-26 budget assumptions
 - Revenue projections
 - Expenditure projections
- 2025-26 General Fund financial projection
- Committee discussion & input

Enrollment Projection Considerations

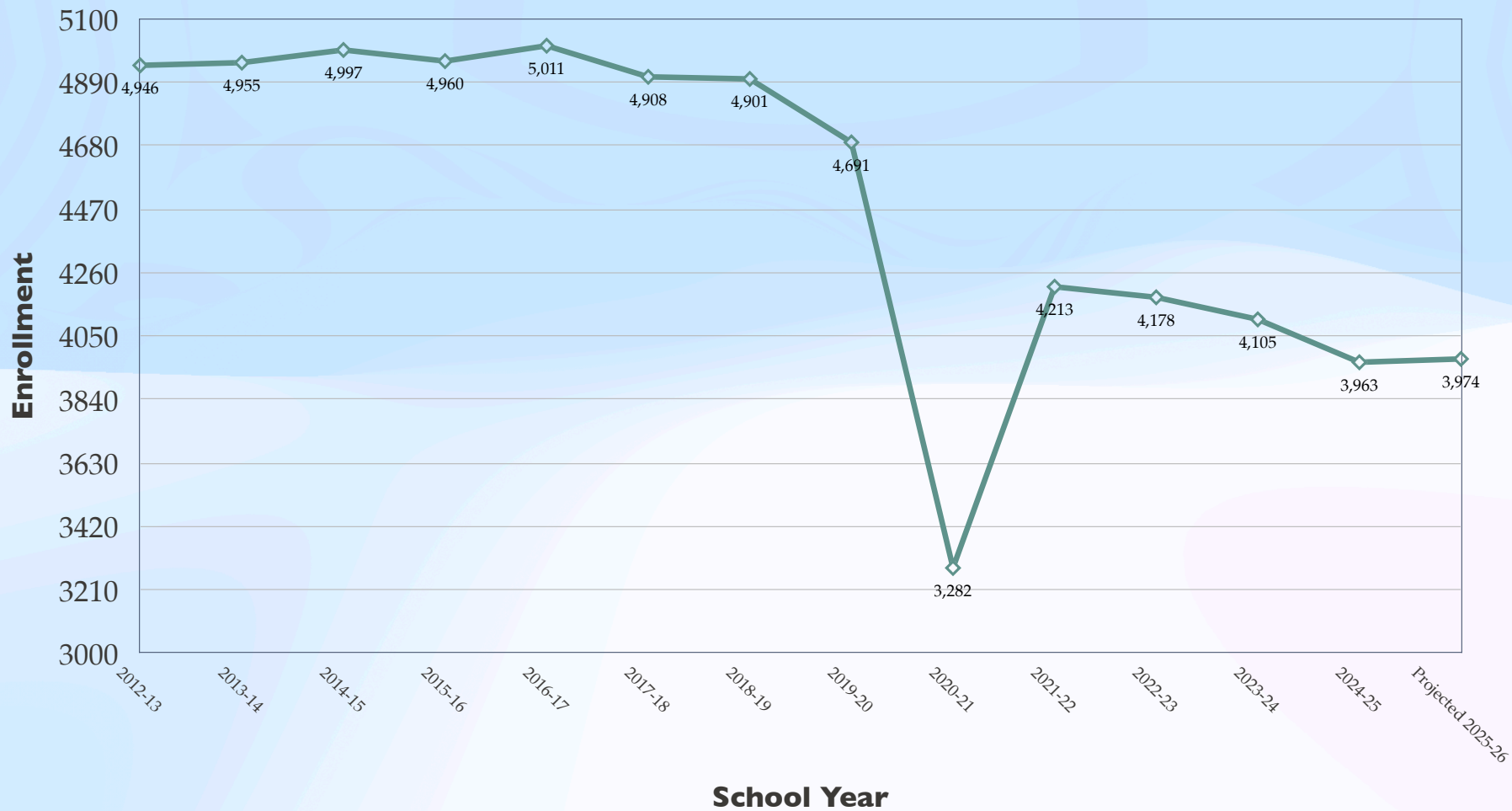
- Partner with Lane Council of Governments (LCOG) for demographic information and geo-coded resident information
- Live birth rates (5 years prior)
- Quarter one enrollment (5-Year Actuals)
- Three (3) year average cohort survival rates (Covid enrollment removed)
- Building permit activity, housing developments and construction starts
- US Census data informing school age children from developments
- Projections include transfer information

Enrollment summary (with Margin of Error)

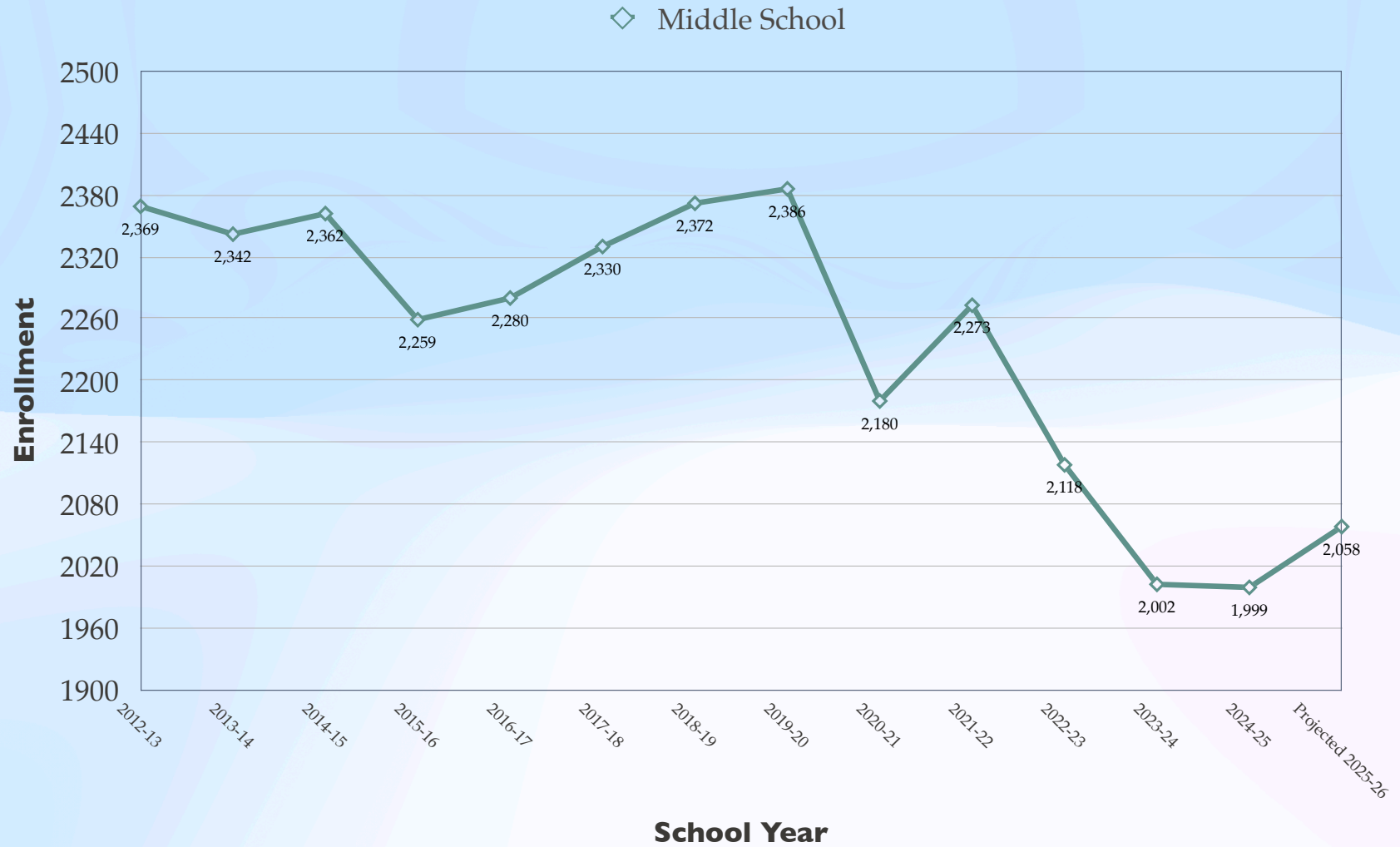


Elementary Enrollment

◇ Elementary



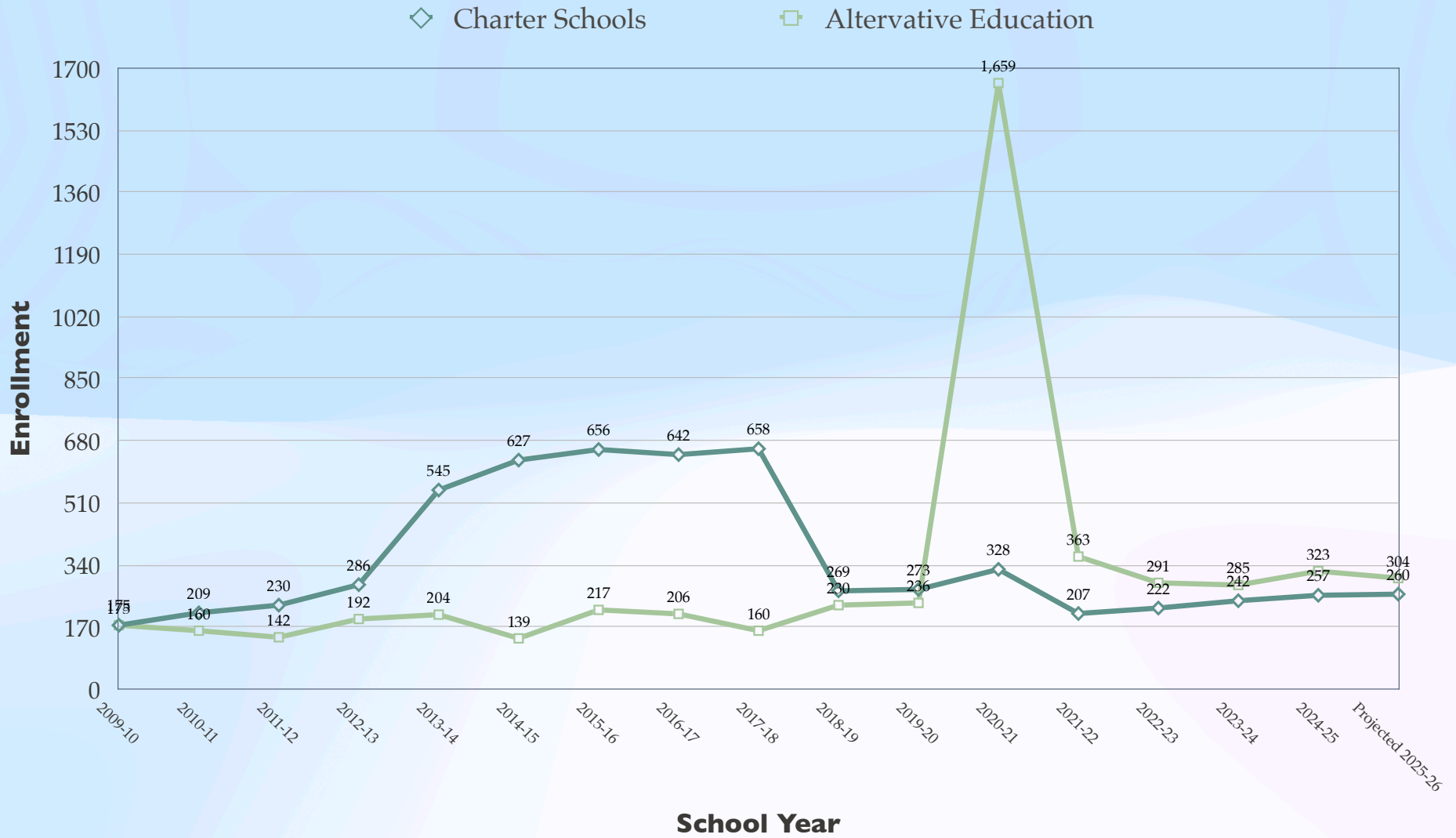
Middle School Enrollment



High School Enrollment



Charter & Alt. Ed. Enrollment



2025-2026 General Fund Financial Assumptions in Funding Scenarios

- Revenues:

- Property Tax revenue increase 3.9%. Includes both current year and prior year.
- State School Fund reflects reduction in ADMw in the first year of the 25-27 biennium.
- Projected reduction in Beginning Fund Balance (\$3.26 million). **One time revenue source.**

- Expenditures:

- Teacher/student ratios remains unchanged, adjusted for enrollment.
- Salary & benefits reflect current service levels, including roll-up costs. (Currently in bargaining with employee associations).
- 5% increase in utilities.
- 0% increase in supplies, capital outlay and other services.
- 20% increase in property, casualty, automobile insurance premiums.
- Transfers include: \$2.2 million (Co-Curricular Fund), \$800,000 (Instructional Materials Fund), \$800,000 (Technology Fund), \$429,396 (Debt Services Fund).
- \$1 million Contingency fund.
- 6% of operating expenditures dedicated as Unappropriated Ending Fund Balance.

ADMw trend:

	2023-2024	2024-2025	2025-2026	Funded ADMw
2024-25 Year	11,193.9	10,782.8		11,193.9
2025-26 Year		10,782.80	10,829.18	10,829.18
		Difference in ADMw funding from 2024-25 to 2025-26		(364.72)

2025-2026 General Fund Financial Projections

REVENUE:	Adopted 2024-25	Projected 2024-25	Difference	Projected 2025-26
Property Taxes				
SSF				
County School Fund	32,810,783	32,935,991	125,208	34,085,653
ESD Apportionment	88,974,235	88,671,015	(303,220)	91,769,367
Common School Fund	190,000	190,000	-	190,000
Miscellaneous/Other	-	-	-	-
Federal Forest Fees	1,237,062	1,491,900	254,838	1,400,000
	850,000	1,991,325	1,141,325	1,300,000
	-	-	-	-
Beginning Fund Balance	124,062,080	125,280,231	1,218,151	128,745,020
Total Revenue	19,038,670	20,260,981	1,222,311	17,001,494
EXPENDITURES:	\$ 143,100,750	\$ 145,541,212	\$ 2,440,462	\$ 145,746,514
Salaries				
Payroll Costs/Benefits				
Services	72,574,717	\$ 68,855,331	(3,719,386)	73,107,375 Steps & Longevity only
Supplies	39,292,023	36,824,934	(2,467,089)	47,335,614 PERS Increase
Capital Outlay	11,386,648	11,386,648	-	11,955,980 5% increase for HVAC, fuel, etc.
Other	4,064,299	4,064,299	-	4,064,299
Transfers	1,138,590	1,138,590	-	1,138,590
	1,539,222	1,579,074	39,852	1,847,066 20% insurance
	4,690,842	4,690,842	-	4,690,842
Reserves	134,686,341	128,539,718	(6,146,623)	144,139,767
Total Expenditures	8,414,409	-	(8,414,409)	9,075,224 6.0% UEFB + \$1 million Contingency
Unallocated	143,100,750	\$ 128,539,718	\$ (14,561,032)	\$ 153,214,991
	\$ -	\$ 17,001,494	\$ 17,001,494	\$ (7,468,477)

2025-26 Financial Projections - Unknowns

- Final adopted budget by Oregon State Legislature
 - State School Fund
 - Special education funding improvements?
- Impacts of Federal legislation
- Final settlements through collective bargaining process(es)?

Committee Discussion & Next Steps

- * Proposed Budget & Budget Message: May 8, 2025**
- * Second Budget Committee meeting: May 15, 2025**
- * Third Budget Committee meeting: May 22, 2025 (if needed)**