

MARCH

**PERFECT
ATTENDANCE
MARCH**

We will have the following:

- Ice Cream Social
- Raffles
- Eligible for Great Adventure's trip

Good Morning Parents
Today is Wednesday, March 12th



Welcome Parents and Guardians



FOLLOW ME !!



**To get the
principal's Point of
view follow:**


@PRINCIPAL_SILVESTRE



MPTCS.Org

STEAM Academy Vice Principals





Roxanny B. - 8
President



Nii Odoii O. - 8
Vice President




Tiana H. - 8
Secretary




Diego C. - 7
Treasurer




Zyhir H. - 3A




William B. - 3B



Folarin O. - 4A



Abubakr A. - 4B



Fola O. - 5A



Alaysha B. - 5B



Caleb V. - 6



Kevin N. - 6



Morgan D. - 7



Autumn B. - 7


Chit-Chat Schedule & Time

September	9/10	@9:15 am
October	10/8	@6:00 pm
November	11/12	@9:15 am
December	12/10	@6:00 pm
January	01/14	@10:00 am
February	02/11	@6:00 pm
March	03/11	@9:15 am
April	04/08	@6:00 pm

*** May is NJSLA Testing, Chit-Chat will be in the afternoon, date TBD



**WOMEN'S
HISTORY
MONTH**



Our Mission: *The Mission of Marion P. Thomas Charter School is to build culturally rich, transformative educational spaces that cultivate successful, lifelong innovators who use their passions, character, and intellect to better themselves, the greater Newark community, and the world beyond.*

The MPTCS Crest speaks to four core values that are designed to guide our young people and govern our work.



- ***The Sankofa Bird*** is a West African adinkra symbol which means to “go back and get it.” We want our scholars to use knowledge from the past to inform, inspire, build a successful future, and give back to the community.
- ***The Tree of Knowledge*** symbolizes lifelong learning that is rooted in rich culture and well-rounded experiences.
- ***The Torch*** represents the igniting of fire, passion, and leadership in our scholars. We want them to be trailblazers and light their own paths.
- ***The Tiger*** encased in the heart signifies the balancing of strength, boldness, resilience, and prowess with compassion and strong character. We want our scholars to be good people who are courageous and self-aware.

Scholar Pledge

I Pledge:

1. To be present, both physically and mentally, to absorb and internalize the information given.
2. To try my best in all that I do. Making mature and wise decisions, and holding myself accountable for my actions.
3. To do my very best to show respect, get along with my fellow scholars and staff, and help make our STEAM Academy a peaceful and productive place for everyone.
4. To recognize Everyone is important and has their own special way of seeing and doing things. When we share our ideas, we help each other learn and grow.
5. Not to fear mistakes, but reflect, learn from them, and continue to push forward.
6. To always represent myself, the school, my family and the community by being a respectful ambassador for the city of Newark.

Teaching Beyond the Classroom

Pillars for Success

I am:

Respectful

Responsible

Reliable

Resilient

Resourceful

School Mantra

“All of us are better than any one of us, as long as each of us, gives the best in us”

STEAM Education



STEAM Education

S - Science
T - Technology
E - Engineering
A - Arts
M - Mathematics

STEAM Approach

- Observation
- Creativity
- Innovation
- Planning
- Revision
- Collaboration
- Presentation

What Should Our STEAM Academy Scholars Look Like?



marion p thomas
CHARTER SCHOOL



Grades

Navy blue polo with MPTCS logo
Navy blue pants, skorts, or shorts
Navy blue cardigan with MPTCS logo

Grades 6-8

Light blue oxford shirt with MPTCS logo
Navy Blue uniform pants, skorts, or shorts
Navy blue ascot or tie

ALL STUDENTS MUST WEAR BLACK SHOES OR SNEAKERS.

Kids Paradise

1016 Springfield Ave
Irvington NJ 07111
973-374-4700

Today Kids

1049 Springfield Ave
Irvington NJ 07111
973-374-3070

Flynn O'Hara

196-198 Ferry Street
Newark, NJ 07105
862-231-2149





The uniform store carries both fleece and sweaters, which are part of the official STEAM Academy Uniform. These options offer warmth and comfort, making them great additions for the cooler months ahead.

Effective **January 6th**, students will no longer be permitted to wear hoodies during recess. We kindly ask families to prepare alternative outerwear, such as jackets, or other approved attire, that adheres to our school's dress code and provides appropriate warmth for outdoor activities.

Staff & Student Safety

Staff and Student safety is our top priority. Whenever we have a safety concern, our expectation is for everyone to comply.

If you see something, say something.

Call the main office (973) 621 - 0060 ext.
2212

March Calendar - Key Information

March 12th - STEAM Academy's Open House for new enrollment (5:00 - 6:30 pm, in the cafeteria).

March 13th - MPTCS Curriculum Night (5:00 - 7:30 at the High School, 125 Sussex Avenue). Spring Picture day at STEAM.

March 14th - Village Perfect Attendance Celebration (February Perfect Attendance Dress Up day). Pi-Day Celebration.

March 19th - 8th Grade Class Meeting (5:00 - 6:30 pm, in the cafeteria).

March 20th - Q3 Progress Reports Distribution.

March 24th - MPTCS Board Virtual Meeting (5:00 pm)

March 28th - STEAM Math Bowl (2nd to 8th graders), Women's Career Fair for Middle School Girls.



[Math Released Items](#)

[ELA Released Items](#)

[Computer Based Practice Tests](#)

You can also use Youtube for additional support - Search NJSLA practice problems



STEAM Academy

DATA

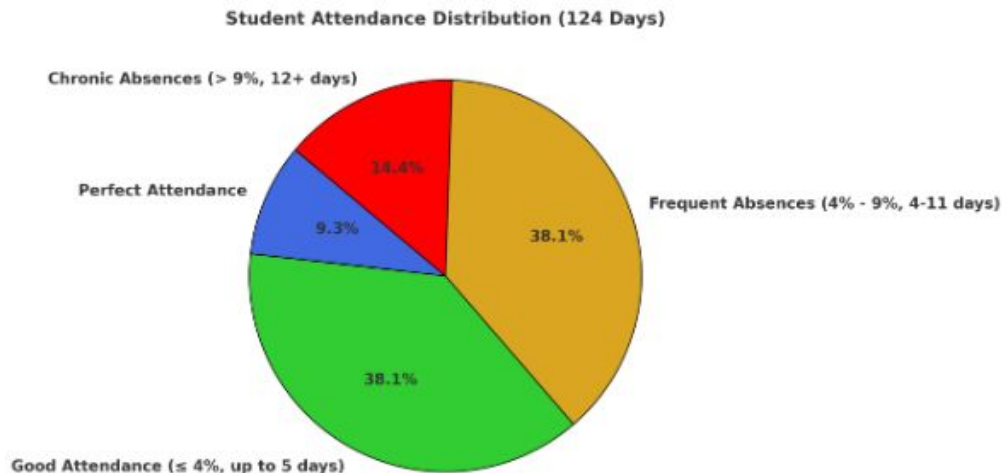
A central graphic featuring the word "DATA" in large, bold, black capital letters. The word is superimposed on a large, light gray circular background that resembles a clock face or a data wheel. Surrounding this central element is a dense collage of various icons and symbols. These include: a globe in the top left; a circuit board with pins in the upper left; a gear and a power button icon on the left; a line graph with a green peak in the lower left; a bar chart with blue and green bars in the lower left; a pie chart with a green slice in the bottom left; a magnifying glass over a document in the lower right; a clock and a digital display showing "01:10:11" at the bottom; a bar chart with gray bars in the lower right; a line graph with a green peak in the upper right; a computer monitor displaying a green line graph in the upper right; a network diagram with blue and green nodes in the upper right; a document icon in the lower right; and a 3D structure with blue and green cubes in the bottom right. The overall theme is data science and technology.

Attendance Data - As of 3/10/25

School Goals:

- **97% Average Daily Attendance**
- **≤15% Chronic Absenteeism Rate**

Attendance (124 days)		
	Students	Percent
Perfect	42	9.3%
Good (≤ 4%, 5 days)	172	38.1%
Frequent (4% - 9%, 4-11)	172	38.1%
Chronic (≥ 10%, 12 days)	65	14.4%



Chronic Absenteeism

Chronic absenteeism is when a student misses **10% or more** of the school year. As of 3/10, we have accumulated a total of **124 days of school**, chronic absenteeism applies to students who have missed **12 or more days**. For the entire school year, chronic absenteeism applies to students that miss **18 or more** days of school.

Chronic absenteeism is a key indicator of academic risk, as it can lead to lower achievement, disengagement, and increased dropout rates. It can also lead to retention and put your scholar in jeopardy of not returning to STEAM Academy next school year.

# of students Chronic for the year ≥ 18	# of students in jeopardy to end up Chronic $10 \leq \text{Days} < 18$
28 Students	80 Students

Our goal for the year is $\leq 15\%$, which equal to ≤ 67 students.

Attendance Data

School Goals:

- 97% Average Daily Attendance

February avg	January avg	December avg	November avg	October avg	September avg
92.93%	93.28%	93.48%	90.43%	95.85%	95.61%
M	M	M	M	M	M
91.95%	93.34%	93.27%	90.46%	95.90%	95.32%
T	T	T	T	T	T
96.17%	93.94%	95.90%	93.09%	97.06%	96.77%
W	W	W	W	W	W
94.73%	94.40%	95.16%	89.79%	96.66%	96.82%
Th	Th	Th	Th	Th	Th
89.44%	94.45%	94.80%	91.99%	95.83%	95.65%
F	F	F	F	F	F
92.11%	92.01%	88.26%	86.67%	93.30%	93.08%



The **LinkIt Form C** assessment will serve as a valuable tool to support our academic goals and ensure every scholar receives the interventions they need. Specifically, this assessment will:

1. **Measure Student Growth:** Analyze progress over the past three months to identify individual and group achievements.
2. **Inform Regrouping and Interventions:** Provide critical data to regroup scholars strategically and offer targeted interventions for those requiring additional support.
3. **Facilitate Mastery Scheduling:** Identify and schedule students for participation in the after-school mastery program to address specific academic needs and enhance overall performance.

LinkIt!

Collect. Analyze. Grow.

ELA Data



Where are we now?

LinkIt Assessment form A - C: ELA (K-8)



A

Grade	% Average Score	Meeting (4th Quartile)	Approaching (3rd Quartile)	Partially Meeting (2nd Quartile)	Not Meeting (1st Quartile)
K (39)	60%	36% (14)	25.6% (10)	25.6% (10)	12.8% (5)
1st (31)	54%	54.8% (17)	22.6% (7)	6.5% (2)	16.1% (5)

B

Grade	% Average Score	Meeting (4th Quartile)	Approaching (3rd Quartile)	Partially Meeting (2nd Quartile)	Not Meeting (1st Quartile)
K (39)	64%	15% (6)	25% (10)	22.5% (9)	37.5% (15)
1st (31)	63%	31.9% (15)	38.3% (18)	14.9% (7)	14.9% (7)

C

Grade	% Average Score	Meeting (4th Quartile)	Approaching (3rd Quartile)	Partially Meeting (2nd Quartile)	Not Meeting (1st Quartile)
K (36)	72%	22% (8)	20% (7)	8.9% (3)	50.4% (18)
1st (47)	64%	2.1% (1)	19% (9)	47% (22)	32.9% (15)



Where are we now?

LinkIt Assessment form A - C: ELA (K-8)

A


Grade	% Average Score	Exceeding	Meeting	Bubble	Approaching	Partially Meeting	Not Meeting
2nd (32)	44%	-	25% (8)	15.6% (5)	37.5% (12)	21.9% (7)	-
3rd (29)	38%	3.5% (1)	20.7% (6)	10.3% (3)	27.6% (8)	27.6% (8)	10.3% (3)

B

Grade	% Average Score	Exceeding	Meeting	Bubble	Approaching	Partially Meeting	Not Meeting
2nd (32)	59%	9.4% (3)	40.6% (13)	28.1% (9)	9.4% (3)	9.4% (3)	3.1%(1)
3rd (29)	41%	-	17.9% (5)	14.3% (4)	17.9% (5)	32.1% (9)	17.9% (5)

C

Grade	% Average Score	Exceeding	Meeting	Bubble	Approaching	Partially Meeting	Not Meeting
2nd (27)	49%	-	25.9% (7)	7.4% (2)	40.7% (11)	22.3% (6)	3.7%(1)
3rd (28)	52%	-	21.4% (6)	10.7% (3)	32.1% (9)	17.9% (5)	17.9% (5)



Where are we now?

LinkIt Assessment form A - C: ELA (K-8)

A


Grade	% Average Score	Exceeding	Meeting	Bubble	Approaching	Partially Meeting	Not Meeting
4th (42)	34%	4.8% (2)	4.8% (2)	7.1% (3)	42.9% (18)	38% (16)	2.4% (1)
5th (56)	37%	-	16.1% (9)	5.4% (3)	26.8% (15)	44.6% (25)	7.1% (4)

B

Grade	% Average Score	Exceeding	Meeting	Bubble	Approaching	Partially Meeting	Not Meeting
4th (42)	33%	9.5% (4)	0% (0)	4.8% (2)	45.2% (19)	38.1% (16)	2.4% (1)
5th (56)	36%	-	13% (7)	1.9% (1)	20.4% (11)	53.7% (29)	11.1% (6)

C

Grade	% Average Score	Exceeding	Meeting	Bubble	Approaching	Partially Meeting	Not Meeting
4th (40)	41%	15% (6)	10% (4)	5% (2)	10% (4)	55% (22)	5% (2)
5th (54)	40%	1.9% (1)	7.4% (4)	11.1% (6)	22.2% (12)	53.7% (29)	3.7% (2)



Where are we now?

LinkIt Assessment form A - C: ELA (K-8)

A

Grade	% Average Score	Exceeding	Meeting	Bubble	Approaching	Partially Meeting	Not Meeting
6th (59)	36%	3.4% (2)	16.9% (10)	8.5% (5)	37.3% (22)	30.5% (18)	3.4% (2)
7th (63)	43%	11.1% (7)	8% (5)	12.7% (5)	44.4% (28)	23.8% (15)	-
8th (56)	34%	-	17.9% (10)	14.3% (8)	28% (21.4)	33.9% (19)	17.9% (10)

B

Grade	% Average Score	Exceeding	Meeting	Bubble	Approaching	Partially Meeting	Not Meeting
6th (59)	40%	3.8% (2)	7.5% (4)	17% (9)	37.7% (20)	28.3% (15)	5.7% (3)
7th (63)	47%	14.3% (8)	14.3% (8)	3.6% (2)	42.9% (24)	17.9% (10)	7.1% (4)
8th (56)	44%	-	15.4% (8)	11.5% (6)	26.9% (14)	40.4% (21)	5.8% (3)

C

Grade	% Average Score	Exceeding	Meeting	Bubble	Approaching	Partially Meeting	Not Meeting
6th (53)	42%	3.8% (2)	11.3% (6)	13.2% (7)	17% (9)	43.4% (23)	11.3% (6)
7th (59)	48%	3.4% (2)	18.6% (11)	11.9% (7)	27.1% (16)	23.7% (14)	15.3% (9)
8th (54)	49%	3.7% (2)	11.1% (6)	18.5% (10)	16.7% (9)	35.2% (19)	14.8% (8)

LinkIt!

Collect. Analyze. Grow.

Math Data



Where are we now?

LinkIt Assessment form A - C: Math (K-8)

A

Grade	% Average Score	Meeting (4th Quartile)	Approaching (3rd Quartile)	Partially Meeting (2nd Quartile)	Not Meeting (1st Quartile)
K (39)	48%	23.1% (9)	20.5% (8)	15.4% (6)	41% (16)
1st (31)	65%	64.5% (20)	12.9% (4)	22.6% (7)	0% (0)

B

Grade	% Average Score	Meeting (4th Quartile)	Approaching (3rd Quartile)	Partially Meeting (2nd Quartile)	Not Meeting (1st Quartile)
K (39)	66%	40% (16)	12.5% (5)	5% (2)	42.5% (17)
1st (31)	74%	34% (16)	31.9% (15)	17% (8)	17% (8)

C

Grade	% Average Score	Meeting (4th Quartile)	Approaching (3rd Quartile)	Partially Meeting (2nd Quartile)	Not Meeting (1st Quartile)
K (35)	74%	14.3% (5)	20% (7)	11.4% (4)	54.3% (19)
1st (48)	71%	8.3% (4)	6.3% (3)	45.8% (22)	39.6% (19)



Where are we now?

LinkIt Assessment form A - C: Math (K-8)

A

Grade	% Average Score	Exceeding	Meeting	Bubble	Approaching	Partially Meeting	Not Meeting
2nd (32)	51%	12.5% (4)	37.5% (12)	12.5% (4)	15.6% (5)	21.9% (7)	0% (0)
3rd (29)	45%	17.3% (5)	20.7% (6)	17.2% (5)	41.4% (12)	3.4% (1)	0% (0)

B

Grade	% Average Score	Exceeding	Meeting	Bubble	Approaching	Partially Meeting	Not Meeting
2nd (32)	66%	15.8% (5)	28.1% (9)	6.2% (2)	31.2% (10)	15.6% (5)	3.1% (1)
3rd (29)	53%	7.1% (2)	25% (7)	14.3% (4)	32.1% (9)	10.7% (3)	10.7% (3)

C

Grade	% Average Score	Exceeding	Meeting	Bubble	Approaching	Partially Meeting	Not Meeting
2nd (26)	74%	15.4% (4)	19.3% (5)	26.9% (7)	26.9% (7)	11.5% (3)	-
3rd (28)	69%	-	21.4% (6)	28.6% (8)	28.6% (8)	14.3% (4)	7.1% (2)



Where are we now?

LinkIt Assessment form A - C: Math (K-8)

A

Grade	% Average Score	Exceeding	Meeting	Bubble	Approaching	Partially Meeting	Not Meeting
4th (42)	29%	0% (0)	4.8% (2)	4.8% (2)	38.1% (16)	52.3% (22)	0% (0)
5th (56)	31%	1.9% (1)	7.1% (4)	8.9% (5)	25% (14)	57.1% (32)	0% (0)

B

Grade	% Average Score	Exceeding	Meeting	Bubble	Approaching	Partially Meeting	Not Meeting
4th (42)	34%	-	-	7.1% (3)	21.4% (9)	66.7% (28)	4.8% (2)
5th (56)	42%	-	1.9% (1)	9.3% (5)	33.3% (18)	37% (20)	18.5% (10)

C

Grade	% Average Score	Exceeding	Meeting	Bubble	Approaching	Partially Meeting	Not Meeting
4th (39)	37%	-	-	5.1% (2)	17.9% (7)	46.2% (18)	30.8% (12)
5th (54)	49%	-	9.3% (5)	3.7% (2)	25.9% (14)	27.8% (15)	33.3% (18)



Where are we now?

LinkIt Assessment form A-B: Math (K-8)

Grade	% Average Score	Exceeding	Meeting	Bubble	Approaching	Partially Meeting	Not Meeting
6th (59)	36%	1.7% (1)	5% (3)	8.5% (5)	49% (29)	37.3% (22)	0% (0)
7th (59)	41%	3.4% (2)	11.9% (7)	10.2% (6)	47.5% (28)	25.4% (15)	0% (0)
8th (57)	29%	0% (0)	3.5% (2)	1.8% (1)	40.4% (23)	47.4% (27)	7% (4)


A

B

Grade	% Average Score	Exceeding	Meeting	Bubble	Approaching	Partially Meeting	Not Meeting
6th (59)	39%	-	6.8% (4)	10.2% (6)	27.1% (16)	50.8% (30)	5.1% (3)
7th (59)	39%	-	11.5% (7)	8.2% (5)	23% (14)	54.1% (33)	3.3% (2)
8th (57)	37%	-	1.9% (1)	5.8% (3)	21.2% (11)	46.2% (24)	25% (13)

Grade	% Average Score	Exceeding	Meeting	Bubble	Approaching	Partially Meeting	Not Meeting
6th (58)	48%	-	6.9% (4)	10.3% (6)	24.1% (14)	41.5% (24)	17.2% (10)
7th (61)	40%	-	11.5% (7)	6.6% (4)	13.1% (8)	59% (36)	9.8% (6)
8th (51)	41%	-	3.9% (2)	1.9% (1)	15.7% (8)	51% (26)	27.5% (14)

C



Implemented Steps Since last Meeting



- Increase the task completion on iReady at home ✓
- Writing time during our Friday schedule ✓
- Increase the frequency for Math Mastery ✓
 - Tuesdays to Thursdays - 8th Grade with Principal Silvestre ✓
 - Monday to Thursdays - 7th Grade with Mr. Doirin & Ms. Williams ✓
 - Math Tutoring with Tutors from NJIT ✓
 - Mondays, Wednesdays & Thursdays
- Mandatory 6th grade after school math tutoring - TBD
- ELA Enrichment with trained teachers
 - Permission slips were sent out ✓
 - Teachers received their training ✓
 - Rollout this week - All Permission slips should've been returned to school



QUESTIONS?

COMMENTS?

CONCERNS?