ORANGE UNIFIED SCHOOL DISTRICT

Measure S Bond Program

February 2025 Monthly Progress Report

PERIOD COVERED:
February 1-31, 2025

FISCAL YEAR
FY 2024-2025

PROGRESS REPORT NO.
PR-092-2025-092

PREPARED BY:
CUMMING GROUP
BUILDING VALUE THROUGH EXPERTISE

TABLE OF CONTENTS

1.0 Executive Summary

1.1 Program Summary

1.2 Program Highlights/Key Milestones

1.3 Look Ahead (next 90 days)

2.0 Project Status Report

PHASE 1:

Canyon HS – Science Center
El Modena HS – Science Center
Orange HS – Utility Infrastructure (Increment # 1)
Orange HS – Science Center (Increment # 2)
Villa Park HS – Interim Housing & Science Center

PHASE 2:

Canyon HS - Modernization
El Modena HS - Modernization
Orange HS - New Building & Modernization
Villa Park HS - New Building & Modernization

3.0 Financial Report

3.1 Project Cost Estimate

- Summary with Quarterly totals
- Budget vs Actuals with Vendor details per High School

3.2 Cash Flow Projections

4.0 Program Schedule Summary

4.1 Phase I Schedule Summary

4.2 Phase II Schedule Summary

1.0 EXECUTIVE SUMMARY

1.1 Program Summary

Division of State Architects (DSA) approval to establish Phase 1 design criteria completed as follows:

- (Completed) February 7, 2018 - Villa Park HS Interim Housing (DSA Application #04-116788)
- (Completed) March 1, 2018 - Orange HS Increment #1 (Infrastructure Upgrades, Move Relocatable Buildings, Bus Drop-Off, Restroom Renovation Project) (04-116673.1)
- (Completed) April 10, 2018 - Orange HS Increment # 1 (Satellite Kitchen) (04-116673.2)
- (Completed) July 12, 2018 - Orange HS Science Center (Increment # 2) (04-116859)
- (Completed) August 16, 2018 - Villa Park HS Science Center (04-117022)
- (Completed) November 6, 2018 - El Modena HS Science Center (04-117098)
- (Completed) January 31, 2019 - Canyon HS Science Center (04-117300)
- (Completed) May 2, 2019 - Canyon HS Interim Modular Kitchen (04-118418)
- (Completed) June 25, 2019 - Orange HS Custom Tensile Fabric Shade Structures (04-118351)
- (Completed) October 24, 2019 - Villa Park HS New Parking and Drop Off (04-118521).
- (Completed) September 22, 2020 - El Modena HS Phase 1 Quad (04-119124)

Phase 1 construction started (NTP) / *Completed* (NOC) / DSA completed, as follows:

- Construction Start - June 15, 2018 – Orange HS Site Infrastructure (Increment #1) (04-116673)
  - (DSA Completed) September 4, 2019 – Orange HS Site Infrastructure (Increment #1) (04-116673)
- Construction Start January 7, 2019 – Villa Park HS (Int Housing and Science Center) (04-117022)
  - (DSA Completed) March 17, 2022 – Interim Housing (04-116788)
  - (DSA Completed) March 21, 2022 – Parking Lot Drop-Off (04-118521)
  - (DSA Completed) May 31, 2024 – Villa Park HS Science Center (04-117022)
- Construction Start February 18, 2019 – Orange HS Science Center (Increment #2) (04-116859)
  - (DSA Completed) April 8, 2020 – Custom Tensile Fabric Shade Structure (04-118351)
  - (DSA Completed) August 11, 2021 – Orange HS Science Center (Increment #2) (04-116859)
- Construction Start April 2, 2019 – El Modena HS Science Center (04-117098)
  - (DSA Completed) September 26, 2023 – El Modena HS Science Center (04-117098)
- Construction Start June 12, 2019 – Canyon HS Interim Housing & Science Center (04-117300)
  - (DSA Completed) August 7, 2020 – Interim Modular Kitchen (04-118418)
  - (DSA Completed) October 30, 2024 – Canyon HS STEM Center (04-117300)

Division of State Architects (DSA) approval to establish Phase 2 design criteria as follows:

- (Completed) September 10, 2021 – Villa Park HS Phase 2 (04-119694)
- (Completed) May 6, 2022 – El Modena HS Phase 2 (04-120032)

- (Completed) September 22, 2020 – El Modena HS Phase 2 Quad (04-119124)
- (Completed) May 6, 2022 – El Modena HS Phase 2 Temp Modular Classrooms (04-121911)
- (Completed) January 25, 2022 – Orange HS Phase 2 (04-120151)
- (Completed) June 29, 2023 – Orange HS Phase 2 Temp. Modular Classrooms (04-122031)
- (Completed) January 14, 2022 – Canyon HS Phase 2 (04-120410)

Phase 2 construction started (NTP) / COMPLETED (NOC) / DSA completed, as follows:

- Construction Start - September 23, 2021 – Orange HS Bldg. 300 Admin Swing Space (S2122-001C)
  - (COMPLETED) March 1, 2022 – Orange HS Bldg. 300 Admin Swing Space (S2122-001C)
- Construction Start November 3, 2022 – Villa Park HS (S2223-001)(New Classroom Building & Building 100/200 Modernization) (04-119694)
  - (New Bldg. 500 – *Partial Complete*) December 12, 2024
- Construction Start December 23, 2022 – Orange HS (S2223-004C) (Interim Modular Housing (four) Classrooms (04-122031)
  - (COMPLETED) March 17, 2023
- Construction Start January 3, 2023 – Orange HS (S2223-002)(2-Story Classroom & Student Services Building) (04-120151)
  - *Substantially Complete* August 5, 2024
- Construction Start March 3, 2023 – El Modena HS (S2223-003)(Campus Modernization) (04-120032)
  - (Phase 1 – *Partial Complete*) April 1, 2024
  - (Phase 2 – *Partial Complete*) December 26, 2024
- Construction Start March 3, 2023 – El Modena HS (S2223-003)(Quad Alterations to Courtyard) (04-119124)
  - (DSA Completed) November 13, 2024
- Construction Start June 12, 2023 – El Modena HS (S2223-006)(Site Work for the Interim Modular Housing (eight) Classrooms) (04-121926)
  - (COMPLETED) January 30, 2024
- Construction Start June 12, 2023 – Canyon HS (S2223-005)(Building C Modernization) (04-120410)
  - *Substantially Complete* August 16, 2024

1.2 Program Highlights/Key Milestones

California Environmental Quality Act (CEQA) Compliance ACHIEVED on Phase 1 (as required by law):

- Villa Park HS Science Center – Notice of Exemption (Board approved on 9/20/18).
- Canyon HS Science Center – Notice of Exemption (Board approved on 7/26/18).
- Orange HS Science Center – Notice of Exemption (Board approved on 3/8/18).
- El Modena HS Science Center – Notice of Exemption (Board approved on 3/8/18).

California Environmental Quality Act (CEQA) Compliance ACHIEVED on Phase 2 (as required by law):

- Orange HS Phase 2 – Based on CEQA review, no new Notice of Exemption needed.
- Villa Park HS Phase 2 – Notice of Exemption (Board approved on 4/14/22).
- Canyon HS Phase 2 – Notice of Exemption (Board approved on 5/5/22).
- El Modena HS Phase 2 – Notice of Exemption (Board approved on 5/5/22).

Program Wide Cash Flow Projection / Bond Issuance

- The last Citizen's Oversight Committee meeting was held on 10/23/24, at Orange HS, the newly completed 2-story classroom and Student Services building, in the new Townsend room. Isela Vazquez gave a payment application (Pinner Pay App # 20R) and professional service invoice (LPA Inv # ARIV1011527) review, and a full Measure S Phase 2 construction progress presentation. There were questions and discussions regarding the remaining portable modulars, restrooms, change order percentage, and campus security. Next meeting scheduled on March 4th, 2025, to be held at Superintendent's conference room "B".

- As of February 28, 2025, the Project Budgets are being revised for budget transfers and reviewed with a CM and program management team and revised for Phase 2 changes, as approved by the Executive Director of Facilities Development & Planning.

Project Achievements:

1. Board approved **Change Order No. 16**, for **BERNARD BROS, Inc.**, which lists a general descriptive summary of work for eleven (11) potential change orders to adjust designs to field conditions, the change to the contract value, and its impact to the contract timeline. **Change Order No. 16: $97,473.20 – 0 days** additional contract time. The total value of the original contract, including Change Order No. 16, will increase from $26,028,048.48 to $26,125,521.68 (**7.10%).**

2. Board approved **Change Order No. 11,** for **PINNER CONSTRUCTION CO.** Inc, which lists a general descriptive summary of work for four (4) potential change orders to adjust designs to field conditions, the change to the contract value, and its impact to the contract timeline. **Change Order No. 11: $29,609.59 – 0 days** additional contract time. The total value of the original contract, including Change Order No. 11, will increase from $27,341,767.14 to $27,371,376.73 (**2.67%).**

- As of 2/28/25, the last processed PCL payment application # 20 (September) reflecting 99% paid overall completion, reflecting 665 calendar days elapsed.

- As of 2/28/25, processed PINNER payment application # 24 (December) reflecting 98% paid overall completion, reflecting 789 calendar days elapsed.

- As of 2/28/25, processed BERNARDS payment application # 22 (January) reflecting 76% paid overall completion, reflecting 669 calendar days elapsed.

- As of 2/28/25, the last processed PCN3 payment application # 17 (Dec-Jan25) reflecting 100% paid overall completion, reflecting 559 calendar days elapsed.

1.3 Look Ahead (next 90 days)

Board of Education agenda items recommended (March 12th)

1. Recommend Board approval of Notice of Completion (NOC) for **PCN3, Inc.**, the **S2223-005 Canyon High School Phase 2 Modernization**, under DSA application # 04-120151

2. Recommend Board approval of the following **Change Order No. 17**, for **BERNARD BROS, Inc.**, which lists a general descriptive summary of work for nine (9) potential change orders to adjust designs to field conditions, the change to the contract value, and its impact to the contract timeline. **Change Order No. 17: $66,065.34 – 0 days** additional contract time. The total value of the original contract, including Change Order No. 17, will increase from $26,125,521.68 to $26,191,587.02 (**7.37%)**

3. Recommend Board approval of the following **Change Order No. 18**, for **BERNARD BROS, Inc.**, which lists a general descriptive summary of work for one (1) unilateral potential change order to adjust designs to field conditions, the change to the contract value, and its impact to the contract timeline. **Change Order No. 18: <$-2,514,000.00> – 0 days** additional contract time. The total value of the original contract, including Change Order No. 18, will increase from $26,191,587.02 to $23,650,587.02 **(-3.05%)**

2. Board approved **Change Order No. 12,** for **PINNER CONSTRUCTION CO.** Inc, which lists a general descriptive summary of work for four (4) potential change orders to adjust designs to field conditions, the change to the contract value, and its impact to the contract timeline. **Change Order No. 12: $129,229.84 – 0 days** additional contract time. The total value of the original contract, including Change Order No. 12, will increase from $27,371,376.73 to $27,500,606.57 (**3.16%).**

Program Wide

- Canyon HS Phase II – PCN3 has completed the final punch list items. The final change order # 06 was approved, so the 100% payment application has been submitted. The notice of completion (NOC) has been prepared for the March 12, 2025, board meeting. Once the NOC is approved all punch list items will be review for completion and the retainage will be prepared for release.

- El Modena HS Phase II – Bernard Bros completed both buildings abatement processes, continue with demolition underground electrical is being run, preparing for the concrete slurry encasement around it, the bridge and elevator between building 200 & 300 is being graded for flatwork at bridge, roof system is being prepped for install, preparing the electric panel for install, elevator adjustments on the bridge between building 400 & 500 is prepared for the final elevator inspection, schedule for 3/7/2025.

- El Modena HS Phase II – the credit of original bid alternate # 1, Phase 4 scope of work in Bernard's schedule of values, is being prepared for change order # 18. This change order # 18 is moving forward as a unilateral due to Bernard's not in agreement until their revised scope is prepared.

- El Modena HS Phase II –Cordoba has delayed any current Time Impact Analysis (TIA # 03R), and any recently submitted, reviews until this credit time for the removal of the Phase 4 scope of work is known.

- Orange HS Phase II – PCL Construction is completing the final items on their approved "Waiver Request", including the change orders outstanding. The final change order # 11 was approved, so the 100% payment application is being prepared for submission. The notice of completion (NOC) is being prepared for the following April 2025 board meeting.

- Villa Park HS Phase II – Pinner continuing to prepare bldg. 100/200 flat work for stair # 3, setting up for the demo of north exterior stair, once stair # 3 is completed, preparing to install the last stair rail (BOK) panels, plaster soffits in breezeway, prepping and painting under the stairs, rails, and west wall, prepping for irrigation and planters. Preparing the parking lot for patched, slurred, and then striped.

- Villa Park HS Phase II – LPA is discussing with District the preparation of a new DSA application (if necessary) for submission to include a full exterior fence around the school site for single point of entry, second floor exterior lights added for pathway, concrete walkway replacement, as well as the renovation of a new attendance receiving window (Pinner is refusing this work and timeframe).

- Villa Park HS Phase II – with the discovered rusting steel members along the first floor of the 100/200 building, LPA issued a design to DSA and this approved design was issued as an ASI to Pinner for pricing.

2.0 PROJECT STATUS REPORT (PHASE 2)

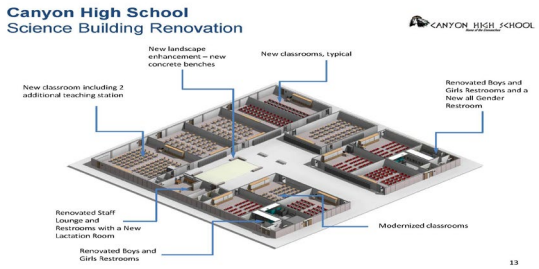

CANYON HIGH SCHOOL

CANYON HS BUILDING MODERNIZATION

- ✓ 10 Renovated Classrooms
- ✓ 2 Living Skills Classrooms
- ✓ Renovate Staff Lounge
- ✓ Renovated Restrooms
- ✓ New All Gender Restroom
- ✓ New Landscape
- ✓ 100 Addition Parking Stalls
- ✓ 17 Portable classrooms removed
- ✓ Site improvements

Project Update (Close Out):

>>>Canyon HS PH 2 (S2223-005) Building "C" (400) Modernization – Substantial Complete

- As of 2/28/25, PCN3 has completed the final punch list items. The final change order # 06 was approved, so the 100% payment application has been submitted. The notice of completion (NOC) has been prepared for the March 12, 2025, board meeting.

- As of 2/28/25, the last processed PCN3 payment application # 17 (Dec-Jan25) reflecting 100% paid overall completion, reflecting 559 calendar days elapsed.

Construction Photo's:





Left to right: general classroom modernization, portable modulars demolished and site cleared, secured piping on roof, new lockers installed, new washer dryer, and new refrigerator/freezer, and new concrete poured interior courtyard restroom entrance.

EL MODENA HIGH SCHOOL

EL MODENA HS BUILDING MODERNIZATION

- ✓ All Classrooms Renovated
- ✓ 800 Building for Career Technical Education
- ✓ 2 New Elevators
- ✓ Expand Administration Building
- ✓ Enhanced Student Quad
- ✓ Technology & Utility Upgrade
- ✓ Accessibility Upgrades
- ✓ Secure entire campus

Project Update (Construction):

>>>El Modena HS PH 2 (S2223-006) Site Work for Interim Housing – **Completed**
>>>El Modena HS PH 2 (S2223-003) Alts to Courtyard Improvements (Quad) – **DSA Compliance**
>>>El Modena HS PH 2 (S2223-003) PH1: Bldg. 800-Quad-Breezway – **Partial Occupancy**
>>>El Modena HS PH 2 (S2223-003) PH1: Bldg. 800-Ext. KILNs – **Partial Occupancy**
>>>El Modena HS PH 2 (S2223-003) PH2: Bldg. 400 & 500 and Bridge – **Partial Occupancy**

- As of 2/28/25, Bernard Bros completed both buildings abatement processes, continue with demolition underground electrical is being run, preparing for the concrete slurry encasement around it, the bridge and elevator between building 200 & 300 is being graded for flatwork at bridge, roof system is being prepped for install, preparing the electric panel for install, elevator adjustments on the bridge between building 400 & 500 is prepared for the final elevator inspection, schedule for 3/7/2025.

- On 2/12/25, Board approved **Change Order No. 16**, for **BERNARD BROS, Inc.**, which lists a general descriptive summary of work for eleven (11) potential change orders to adjust designs to field conditions, the change to the contract value, and its impact to the contract timeline. **Change Order No. 16: $97,473.20 – 0 days** additional contract time. The total value of the original contract, including Change Order No. 16, will increase from $26,028,048.48 to $26,125,521.68 (**7.10%**).

- As of 2/28/25, the credit of original bid alternate # 1, Phase 4 scope of work in Bernard's schedule of values, is being prepared for change order # 18. This change order # 18 is moving forward as a unilateral due to Bernard's not in agreement until their revised scope is prepared.

- As of 2/28/25, processed BERNARDS payment application # 22 (January) reflecting 76% paid overall completion, reflecting 669 calendar days elapsed.

Construction Photo's:





From Left to right: various demolition of building 200 & 300 (start of phase 3).

ORANGE HS NEW CLASSROOM & STUDENT SERVICES

- ✓ New 2-Story Student Service/Admin/Classroom Building
- ✓ Enhanced School Entrance (off Schaffer Avenue)
- ✓ 6 New General Classrooms
- ✓ New Panther Pavilion Plaza
- ✓ Technology & Utility Upgrade
- ✓ Demo of Administration/Classroom Building
- ✓ Little Theater Modernization

Project Update (Close Out):

>>>Orange HS (S2122-001C) Building 300 Administration Swing Space – **Completed**
>>>Orange HS (S2223-004C) Temp Modular Classroom Power – **Completed**
>>>Orange HS PH 2 (S2223-002) New 2-Story Clsrm / Student Services Building (Incr 1) – **Completed**
>>>Orange HS PH 2 (S2223-002) Little Theater-Band Room (Increment 2) – **Completed**

- As of 2/28/25, PCL Construction is completing the final items on their approved "Waiver Request", including the change orders outstanding. The final change order # 11 was approved, so the 100% payment application is being prepared for submission. The notice of completion (NOC) is being prepared for the following April 2025 board meeting.

- As of 2/28/25, the last processed PCL payment application # 20 (September) reflecting **99% paid** overall completion, reflecting **665 calendar days** elapsed.

Construction Photo's:





From Left to right (top to bottom): Orange HS new administrative area entrance (facing Shaffer), front reception desk area in place, interior admin entry desk, lighting in place east of the new building, and landscape.

VILLA PARK HIGH SCHOOL
SCHOOL OF EXCELLENCE

VILLA PARK HS NEW BUILDING & MODERNIZATION

✓ New 2-Story Classroom Building	✓ Demolish existing building 500
✓ 18 New General Classrooms	✓ New Stairs and Elevator
✓ New Staff Lounge & Meeting room	✓ Utility & Accessibility Upgrades
✓ New Storm Drain system	✓ New Fences/Gates to Secure campus

Project Update (Construction):

>>>Vill Park HS PH 2 (S2223-001) Storm Drain System – **Partial Occupancy**
>>>Vill Park HS PH 2 (S2223-001) Restrooms 1st & 2nd floor, (Building 100/200) – **Partial Occupancy**
>>>Vill Park HS PH 2 (S2223-001) Stair No. 2 (Building 100/200) – **Partial Occupancy**
>>>Vill Park HS PH 2 (S2223-001) New 2-Story Building (500) – **Partial Occupancy**

- As of 2/28/25, Pinner continuing to prepare bldg. 100/200 flat work for stair # 3, setting up for the demo of north exterior stair, once stair # 3 is completed, preparing to install the last stair rail (BOK) panels, plaster soffits in breezeway, prepping and painting under the stairs, rails, and west wall, prepping for irrigation and planters. Preparing the parking lot for patched, slurred, and then striped.

- As of 2/28/25, District reviewing the preparation of a new DSA application (if necessary) for submission to include a full exterior fence around the school site for single point of entry, second floor exterior lights added for pathway, concrete walkway replacement, as well as the renovation of a new attendance receiving window (Pinner is refusing this work and timeframe).

- As of 2/28/25, LPA has prepared the DSA review of Revision # 1 outlining the discovered rusting steel members along the first floor of the 100/200 building. The District is looking into options on completing this work without using Pinner while keep this work under the current DSA application number.

- On 2/12/25, Board approved **Change Order No. 11,** for **PINNER CONSTRUCTION CO.** Inc, which lists a general descriptive summary of work for four (4) potential change orders to adjust designs to field conditions, the change to the contract value, and its impact to the contract timeline. **Change Order No. 11: $29,609.59 – 0 days** additional contract time. The total value of the original contract, including Change Order No. 11, will increase from $27,341,767.14 to $27,371,376.73 (**2.67%).**

- As of 2/28/25, processed PINNER payment application # 24 (December) reflecting **98% paid** overall completion, reflecting **789 calendar days** elapsed.

From Left to right: Exterior staircase # 3, fire lane re-pave, and the west side of building 100/200.

3.0 FINANCIAL REPORT

3.1 Project Cost Estimate

Measure S Bond Program
Financial Report

QSS Data thru 2/28/2025

	Budget	Contracted to Date	Expended to Date	Quarterly Expense Jan '25 - Mar '25	% Expended
PROGRAM					
Phase 1 - HS Science Center	$167,560,788	$167,466,668	$167,172,680	$0	99.77%
Phase 2	$135,763,405	$104,798,154	$93,585,343	$3,555,172	68.93%
TOTAL	**$303,324,194**	**$272,264,822**	**$260,758,023**	**$3,555,172**	**85.97%**
Canyon High School					
Phase 1 - HS Science Center	$54,132,651	$54,118,842	$54,087,418	$0	99.92%
Phase 2	$22,960,891	$11,496,005	$11,142,291	$318,896	48.53%
TOTAL	**$77,093,542**	**$65,614,847**	**$65,229,709**	**$318,896**	**84.61%**
El Modena High School					
Phase 1 - HS Science Center	$36,864,761	$36,795,332	$36,709,415	$0	99.58%
Phase 2	$39,017,582	$33,220,340	$25,505,670	$2,607,209	65.37%
TOTAL	**$75,882,343**	**$70,015,673**	**$62,215,086**	**$2,607,209**	**81.99%**
Orange High School					
Phase 1 - HS Science Center	$42,228,234	$42,228,233	$42,224,695	$0	99.99%
Phase 2	$32,932,615	$26,477,453	$24,526,811	$101,249	74.48%
TOTAL	**$75,160,849**	**$68,705,686**	**$66,751,506**	**$101,249**	**88.81%**
Villa Park High School					
Phase 1 - HS Science Center	$34,335,142	$34,324,260	$34,151,152	$0	99.46%
Phase 2	$40,852,317	$33,604,355	$32,410,571	$527,818	79.34%
TOTAL	**$75,187,459**	**$67,928,616**	**$66,561,723**	**$527,818**	**88.53%**

	Budget	Contracted to Date	Expended to Date	Quarterly Expense Jan '25 - Mar '25	% Expended
Canyon High School					
390-9520 Canyon HS Science Center (DSA 04-117300)					
1. Design Cost					
1.01 Architect					
UNCOMMITTED	$0	$0	$0	$0	
GKKWORKS | CANNON DESIGN	$3,133,137	$3,133,137	$3,133,137	$0	100.00%
LIONAKIS	$14,058	$14,058	$14,058	$0	100.00%
	$3,147,195	**$3,147,195**	**$3,147,195**	**$0**	**100.00%**
2. Construction Cost					
2.01 Construction					
UNCOMMITTED	$0	$0	$0	$0	
SWINERTON BUILDERS	$40,915,609	$40,915,609	$40,915,609	$0	100.00%
	$40,915,609	**$40,915,609**	**$40,915,609**	**$0**	**100.00%**
2.02 OFCI & Other Construction					
UNCOMMITTED	$0	$0	$0	$0	
ACCO ENGINEERED SYSTEMS INC	$236,785	$236,785	$236,785	$0	100.00%
ANIXTER	$5,092	$5,092	$5,092	$0	100.00%
BLUE RIBBON TROPHY	$1,323	$1,323	$1,323	$0	100.00%
CDW GOVERNMENT INC	$82,283	$82,283	$82,283	$0	100.00%
CITY OF ANAHEIM - ELECTRICAL ENGINEERING DIV	$91,340	$91,340	$91,340	$0	100.00%
CONVERGINT TECHNOLOGIES LLC	$1,345	$1,345	$1,345	$0	100.00%
DAHLBERG, KENT & AMY dba NEW DIMENSION	$104,890	$104,890	$104,890	$0	100.00%
DEVELOPMENT GROUP INC	$95,769	$95,769	$95,769	$0	100.00%
DIVERSIFIED WINDOW COVERINGS	$3,757	$3,757	$3,757	$0	100.00%
FLINN SCIENTIFIC INC	$9,067	$9,067	$9,067	$0	100.00%
INTER-PACIFIC INC	$21,372	$21,372	$21,372	$0	100.00%
IRVINE PIPE & SUPPLY	$2,504	$2,504	$2,504	$0	100.00%
KNOX COMPANY	$1,102	$1,102	$1,102	$0	100.00%
LA HABRA FENCE	$14,249	$14,249	$7,315	$0	51.34%
PAVER PLUS	$39,576	$39,576	$39,576	$0	100.00%
SIERRA SCHOOL EQUIPMENT COMPANY	$3,795	$3,795	$3,795	$0	100.00%
THOMPSON ENGINEERING	$22,792	$22,792	$22,792	$0	100.00%
TURTLE STORAGE dba AMERICAN BICYCLE CO	$7,597	$7,597	$7,597	$0	100.00%
VERNES PLUMBING	$9,780	$9,780	$9,780	$0	100.00%
VWR INTERNATIONAL LLC	$16,691	$16,691	$16,691	$0	100.00%
WW GRAINGER INC	$1,039	$1,039	$1,039	$0	100.00%
	$772,147	**$772,147**	**$765,213**	**$0**	**99.10%**
3. Program and Construction Management					
3.01 Program Management Fees					

	Budget	Contracted to Date	Expended to Date	Quarterly Expense Jan '25 - Mar '25	% Expended
UNCOMMITTED	$0	$0	$0	$0	
CUMMING CONSTRUCTION MGMT INC	$1,413,345	$1,413,345	$1,413,345	$0	100.00%
	$1,413,345	**$1,413,345**	**$1,413,345**	**$0**	**100.00%**
3.02 Construction Management Fees					
UNCOMMITTED	$0	$0	$0	$0	
CORDOBA CORPORATION	$87,479	$87,479	$87,479	$0	100.00%
GAFCON INC	$3,162,509	$3,162,509	$3,162,509	$0	100.00%
	$3,249,988	**$3,249,988**	**$3,249,988**	**$0**	**100.00%**
4. Construction Support Costs					
4.02 Title, Environmental, Stormwater Management					
UNCOMMITTED	$0	$0	$0	$0	
CHICAGO TITLE COMPANY	$750	$750	$750	$0	100.00%
CITY OF ANAHEIM	$2,524	$2,524	$2,524	$0	100.00%
CITY OF ANAHEIM - WATER	$3,082	$3,082	$3,082	$0	100.00%
COUNTY OF ORANGE - ENVIRONMENTAL HEALTH	$1,615	$1,615	$1,615	$0	100.00%
ENVIRONMENTAL AUDIT INC	$21,375	$21,375	$21,375	$0	100.00%
STATE WATER RESOURCES CONTROL BOARD (SWRCB)	$756	$756	$756	$0	100.00%
	$30,102	**$30,102**	**$30,102**	**$0**	**100.00%**
4.03 Commissioning					
UNCOMMITTED	$0	$0	$0	$0	
P2S ENGINEERING INC	$60,683	$60,683	$60,683	$0	100.00%
	$60,683	**$60,683**	**$60,683**	**$0**	**100.00%**
4.05 DSA Review Fees					
UNCOMMITTED	$13,809	$0	$0	$0	
DIVISION OF STATE ARCHITECT	$522,492	$522,492	$522,492	$0	100.00%
	$536,301	**$522,492**	**$522,492**	**$0**	**97.43%**
4.06 Postage, Printing & Advertising					
UNCOMMITTED	$0	$0	$0	$0	
AMERICAN REPROGRAPHICS CO LLC	$10,950	$10,950	$10,950	$0	100.00%
SOUTHERN CALIFORNIA NEWS GROUP	$2,605	$2,605	$2,605	$0	100.00%
	$13,555	**$13,555**	**$13,555**	**$0**	**100.00%**
4.07 DSA Inspection (IOR)					
UNCOMMITTED	$0	$0	$0	$0	
KNOWLAND CONSTRUCTION SERVICES	$507,572	$507,572	$491,480	$0	96.83%
	$507,572	**$507,572**	**$491,480**	**$0**	**96.83%**
4.08 DSA Construction Phase Testing (LOR)					
UNCOMMITTED	$0	$0	$0	$0	
AMERICAN ENGINEERING LABORATORIES INC	$524,019	$524,019	$524,019	$0	100.00%
	$524,019	**$524,019**	**$524,019**	**$0**	**100.00%**
4.09 Relocation					

	Budget	Contracted to Date	Expended to Date	Quarterly Expense Jan '25 - Mar '25	% Expended
UNCOMMITTED	$0	$0	$0	$0	
BELTMANN GROUP, INC	$14,169	$14,169	$14,169	$0	100.00%
NATIONAL CONSTRUCTION RENTALS	$400	$400	$400	$0	100.00%
REDBIRD FLIGHT SIMULATIONS	$3,900	$3,900	$3,900	$0	100.00%
ULINE INC	$1,284	$1,284	$1,284	$0	100.00%
	$19,753	**$19,753**	**$19,753**	**$0**	**100.00%**
4.11 Preliminary Testing (Hazmat, Topo, Geo, etc)					
UNCOMMITTED	$0	$0	$0	$0	
C BELOW SUBSURFACE IMAGING (Subsurface Investigation)	$8,445	$8,445	$8,445	$0	100.00%
CALIFORNIA GEOLOGICAL SURVEY (Geology and Seismology Review)	$3,600	$3,600	$3,600	$0	100.00%
ENVIRONMENTAL NETWORK CORPORATION	$27,583	$27,583	$27,583	$0	100.00%
HARRINGTON GEOTECHNICAL ENGINEERING INC (Geotechnical Soils Investigation)	$13,500	$13,500	$13,500	$0	100.00%
PROVENCHER, GEORGE (dba PROVO ENGINEERING)	$720	$720	$720	$0	100.00%
RMA GROUP (dba SITESCAN)	$26,103	$26,103	$26,103	$0	100.00%
XICOTENCATL ENRIQUE SALAZAR	$20,100	$20,100	$20,100	$0	100.00%
	$100,050	**$100,050**	**$100,050**	**$0**	**100.00%**
4.12 Utility Connection Fees (Local Permits)					
UNCOMMITTED	$0	$0	$0	$0	
AT&T	$5,302	$5,302	$5,302	$0	100.00%
CITY OF ANAHEIM - ELECTRICAL ENGINEERING DIV	$1,831	$1,831	$1,831	$0	100.00%
CROWN CASTLE INTERNATIONAL	$6,455	$6,455	$6,455	$0	100.00%
SOUTHERN CALIFORNIA GAS CO	$2,445	$2,445	$2,445	$0	100.00%
	$16,034	**$16,034**	**$16,034**	**$0**	**100.00%**
4.13 FF&E (Laboratory Tables and Chairs, other)					
UNCOMMITTED	$0	$0	$0	$0	
AMS.NET	$14,485	$14,485	$14,485	$0	100.00%
ARROW RESTAURANT EQUIPMENT	$11,559	$11,559	$11,559	$0	100.00%
CAROLINA BIOLOGICAL SUPPLY	$1,869	$1,869	$1,869	$0	100.00%
FISHER SCIENCE EDUCATION	$36,200	$36,200	$36,200	$0	100.00%
FLINN SCIENTIFIC INC	$8,028	$8,028	$8,028	$0	100.00%
GORM	$15,376	$15,376	$15,376	$0	100.00%
HILLYARD INC	$10,616	$10,616	$10,616	$0	100.00%
SIERRA SCHOOL EQUIPMENT COMPANY	$915,337	$915,337	$915,337	$0	100.00%
VWR INTERNATIONAL LLC	$9,486	$9,486	$9,486	$0	100.00%
WW GRAINGER INC	$1,881	$1,881	$1,881	$0	100.00%
	$1,024,836	**$1,024,836**	**$1,024,836**	**$0**	**100.00%**
4.14 Rental					
UNCOMMITTED	$1	$0	$0	$0	
CONVERGINT TECHNOLOGIES LLC	$4,021	$4,021	$4,021	$0	100.00%
ICE MACHINE SALES & SERVICE	$960	$960	$960	$0	100.00%

	Budget	Contracted to Date	Expended to Date	Quarterly Expense Jan '25 - Mar '25	% Expended
INDUSTRIAL COMMERCIAL SYSTEMS INC	$63,316	$63,316	$54,918	$0	86.74%
INDUSTRIAL ELECTRIC SERVICE	$372	$372	$372	$0	100.00%
OTIS WORLWIDE CORP	$5,354	$5,354	$5,354	$0	100.00%
POUCHER, JASON dba TRI-CITIES REFRIGERATION	$2,143	$2,143	$2,143	$0	100.00%
PROFESSIONAL TURF SPECIALTIES	$13,050	$13,050	$13,050	$0	100.00%
TIME & ALARM SYSTEMS	$1,962	$1,962	$1,962	$0	100.00%
VERNES PLUMBING	$612	$612	$612	$0	100.00%
	$91,788	**$91,788**	**$83,390**	**$0**	**90.85%**
4.16 Miscellaneous Fees					
UNCOMMITTED	$0	$0	$0	$0	
OUSD COST OF INTEREST DISTRIBUTION	$93,941	$93,941	$93,941	$0	100.00%
STATE WATER RESOURCES CONTROL BOARD (SWRCB)	$762	$762	$762	$0	100.00%
	$94,703	**$94,703**	**$94,703**	**$0**	**100.00%**
Total 390-9520 Canyon HS Science Center (DSA 04-117300)	**$52,517,679**	**$52,503,870**	**$52,472,446**	**$0**	**99.91%**
390-0000 Canyon HS IP Surveillance Camera and Systems					
4. Construction Support Costs					
4.13 FF&E (Laboratory Tables and Chairs, other)					
UNCOMMITTED	$0	$0	$0	$0	
CDW GOVERNMENT INC	$29,337	$29,337	$29,337	$0	100.00%
DIGITAL NETWORKS GROUP INC (F/I IP Camera Software)	$7,093	$7,093	$7,093	$0	100.00%
INTER-PACIFIC INC	$18,163	$18,163	$18,163	$0	100.00%
	$54,593	**$54,593**	**$54,593**	**$0**	**100.00%**
Total 390-0000 Canyon HS IP Surveillance Camera and Systems	**$54,593**	**$54,593**	**$54,593**	**$0**	**100.00%**
390-9520 Canyon HS Interim Kitchen (DSA 04-118418)					
1. Design Cost					
1.01 Architect					
UNCOMMITTED	$0	$0	$0	$0	
GKKWORKS | CANNON DESIGN	$119,620	$119,620	$119,620	$0	100.00%
	$119,620	**$119,620**	**$119,620**	**$0**	**100.00%**
2. Construction Cost					
2.01 Construction					
UNCOMMITTED	$0	$0	$0	$0	
SWINERTON BUILDERS	$1,053,557	$1,053,557	$1,053,557	$0	100.00%
	$1,053,557	**$1,053,557**	**$1,053,557**	**$0**	**100.00%**
2.02 OFCI and Other Construction					
UNCOMMITTED	$0	$0	$0	$0	
E.R.E.S. ENTERPRISES INC DBA ECONOMY RESTAURANT EQUIP	$49,721	$49,721	$49,721	$0	100.00%

	Budget	Contracted to Date	Expended to Date	Quarterly Expense Jan '25 - Mar '25	% Expended
THE DICKLER CORPORATION DBA CHEFS TOYS	$109,449	$109,449	$109,449	$0	100.00%
	$159,170	**$159,170**	**$159,170**	**$0**	**100.00%**
4. Construction Support Costs					
4.01 Rental					
UNCOMMITTED	$0	$0	$0	$0	
ELITE MODULAR LEASING & SALES INC	$191,995	$191,995	$191,995	$0	100.00%
	$191,995	**$191,995**	**$191,995**	**$0**	**100.00%**
4.05 DSA Review Fees					
UNCOMMITTED	$0	$0	$0	$0	
DIVISION OF STATE ARCHITECT	$15,812	$15,812	$15,812	$0	100.00%
	$15,812	**$15,812**	**$15,812**	**$0**	**100.00%**
4.07 DSA Inspection (IOR)					
UNCOMMITTED	$0	$0	$0	$0	
KNOWLAND CONSTRUCTION SERVICES	$61,688	$61,688	$61,688	$0	100.00%
	$61,688	**$61,688**	**$61,688**	**$0**	**100.00%**
4.08 DSA Construction Phase Testing (LOR)					
UNCOMMITTED	$0	$0	$0	$0	
AMERICAN ENGINEERING LABORATORIES INC	$9,219	$9,219	$9,219	$0	100.00%
	$9,219	**$9,219**	**$9,219**	**$0**	**100.00%**
4.11 Preliminary Testing (Hazmat, Topo, Geo, etc)					
UNCOMMITTED	$0	$0	$0	$0	
ENVIRONMENTAL NETWORK CORPORATION	$3,910	$3,910	$3,910	$0	100.00%
	$3,910	**$3,910**	**$3,910**	**$0**	**100.00%**
Total 390-9520 Canyon HS Interim Kitchen (DSA 04-118418)	**$1,614,972**	**$1,614,972**	**$1,614,972**	**$0**	**100.00%**
390-9520 Canyon HS Phase II (DSA 04-120410)					
1. Design Cost					
1.01 Architect					
UNCOMMITTED	$31,475	$0	$0	$0	
GKKWORKS | CANNON DESIGN	$686,493	$686,493	$654,331	$0	95.31%
	$717,968	**$686,493**	**$654,331**	**$0**	**91.14%**
2. Construction Cost					
2.01 Construction					
UNCOMMITTED	$0	$0	$0	$0	
PCN3 INC	$8,420,796	$8,420,796	$8,419,388	$202,379	99.98%
	$8,420,796	**$8,420,796**	**$8,419,388**	**$202,379**	**99.98%**
2.02 OFCI and Other Construction					
UNCOMMITTED	$15,867	$0	$0	$0	
AMS.NET	$34,832	$34,832	$34,502	$0	99.05%
DAHLBERG, KENT & AMY dba NEW DIMENSION	$62,563	$62,563	$60,607	$53,406	96.87%

	Budget	Contracted to Date	Expended to Date	Quarterly Expense Jan '25 - Mar '25	% Expended
DEVELOPMENT GROUP INC	$6,119	$6,119	$6,117	$0	99.96%
DIVERSIFIED WINDOW COVERINGS	$3,331	$3,331	$3,331	$0	100.00%
GIANNELLI ELECTRIC INC	$4,693	$4,693	$4,693	$0	100.00%
INTER-PACIFIC INC	$12,208	$12,208	$12,208	$0	100.00%
LA HABRA FENCE	$32,218	$32,218	$13,322	$13,322	41.35%
PAVER PLUS	$55,437	$55,437	$55,437	$0	100.00%
THOMPSON ENGINEERING	$10,545	$10,545	$10,545	$10,545	100.00%
UNIVERSAL ASPHALT CO	$15,000	$15,000	$15,000	$0	100.00%
	$252,813	**$236,947**	**$215,763**	**$77,273**	**85.34%**
3. Program and Construction Management					
3.01 Program Management Fees					
UNCOMMITTED	$190,442	$0	$0	$0	
CUMMING CONSTRUCTION MGMT INC	$591,395	$591,395	$510,149	$18,727	86.26%
	$781,837	**$591,395**	**$510,149**	**$18,727**	**65.25%**
3.02 Construction Management Fees					
UNCOMMITTED	$39,278	$0	$0	$0	
CORDOBA CORPORATION	$691,174	$691,174	$628,370	$0	90.91%
	$730,452	**$691,174**	**$628,370**	**$0**	**86.02%**
4. Construction Support Costs					
4.02 Title, Environmental, Stormwater Management					
UNCOMMITTED	$20,850	$0	$0	$0	
ENVIRONMENTAL AUDIT INC	$4,151	$4,151	$4,151	$0	100.00%
	$25,001	**$4,151**	**$4,151**	**$0**	**16.60%**
4.03 Commissioning					
UNCOMMITTED	$13,001	$0	$0	$0	
P2S ENGINEERING INC	$18,479	$18,479	$15,105	$1,305	81.74%
	$31,480	**$18,479**	**$15,105**	**$1,305**	**47.98%**
4.05 DSA Review Fees					
UNCOMMITTED	$45,083	$0	$0	$0	
DIVISION OF STATE ARCHITECT	$72,581	$72,581	$72,581	$0	100.00%
	$117,664	**$72,581**	**$72,581**	**$0**	**61.68%**
4.06 Postage, Printing & Advertising					
UNCOMMITTED	$11,790	$0	$0	$0	
AMERICAN REPROGRAPHICS CO LLC	$2,936	$2,936	$2,936	$0	100.00%
OUSD PRINTING	$220	$220	$220	$0	100.00%
SOUTHERN CALIFORNIA NEWS GROUP	$2,531	$2,531	$2,531	$0	100.00%
	$17,476	**$5,686**	**$5,686**	**$0**	**32.54%**
4.07 DSA Inspection (IOR)					
UNCOMMITTED	$8,195	$0	$0	$0	

	Budget	Contracted to Date	Expended to Date	Quarterly Expense Jan '25 - Mar '25	% Expended
THE ANAHEIM GROUP	$246,096	$246,096	$142,151	$995	57.76%
	$254,291	**$246,096**	**$142,151**	**$995**	**55.90%**
4.08 DSA Construction Phase Testing (LOR)					
UNCOMMITTED	$35,155	$0	$0	$0	
SMITH EMERY LABORATORIES	$53,786	$53,786	$6,195	$0	11.52%
	$88,941	**$53,786**	**$6,195**	**$0**	**6.97%**
4.09 Relocation					
UNCOMMITTED	$7,080	$0	$0	$0	
BELTMANN GROUP, INC	$18,688	$18,688	$18,688	$0	100.00%
CLEAN EARTH ENVIRONMENTAL	$9,232	$9,232	$9,232	$0	100.00%
	$35,000	**$27,920**	**$27,920**	**$0**	**79.77%**
4.11 Preliminary Testing (Hazmat, Topo, Geo, etc)					
UNCOMMITTED	$7,295	$0	$0	$0	
ENVIRONMENTAL NETWORK CORPORATION	$37,937	$37,937	$37,937	$5,750	100.00%
XICOTENCATL ENRIQUE SALAZAR	$3,825	$3,825	$3,825	$0	100.00%
	$49,057	**$41,762**	**$41,762**	**$5,750**	**85.13%**
4.13 Furniture, Fixtures & Equipment					
UNCOMMITTED	$22,695	$0	$0	$0	
ALLIED STORAGE CONTAINERS INC	$3,750	$3,750	$3,750	$0	100.00%
ANIXTER	$4,003	$4,003	$4,003	$0	100.00%
B & H PHOTO VIDEO PRO AUDIO	$417	$417	$417	$0	100.00%
DEVELOPMENT GROUP INC	$33,161	$33,161	$33,161	$0	100.00%
OUSD MOVE SUPPLY	$59	$59	$59	$0	100.00%
SIERRA SCHOOL EQUIPMENT COMPANY	$298,654	$298,654	$298,654	$12,467	100.00%
ULINE INC	$3,894	$3,894	$3,894	$0	100.00%
	$366,631	**$343,936**	**$343,936**	**$12,467**	**93.81%**
4.15 Miscellaneous Fees					
UNCOMMITTED	$0	$0	$0	$0	
OUSD COST OF INTEREST DISTRIBUTION	$211	$211	$211	$0	100.00%
	$211	**$211**	**$211**	**$0**	**100.00%**
5. Contingency					
5.01 Construction Contingency					
UNCOMMITTED	$507,308	$0	$0	$0	
	$507,308	**$0**	**$0**	**$0**	**0.00%**
5.02 Project Contingency					
UNCOMMITTED	$29,871	$0	$0	$0	
	$29,871	**$0**	**$0**	**$0**	**0.00%**
Total 390-9520 Canyon HS Phase II (DSA 04-120410)	**$12,426,798**	**$11,441,413**	**$11,087,698**	**$318,896**	**89.22%**

	Budget	Contracted to Date	Expended to Date	Quarterly Expense Jan '25 - Mar '25	% Expended
390-9520 Canyon HS Unallocated Bond Funds					
5. Unallocated Bond Funds					
FD21 MEASURE S INTEREST					
UNCOMMITTED	$834,498	$0	$0	$0	
	$834,498	**$0**	**$0**	**$0**	**0.00%**
FD22 Measure S Bond Funds					
UNCOMMITTED	$8,702,225	$0	$0	$0	
	$8,702,225	**$0**	**$0**	**$0**	**0.00%**
FD22 MEASURE S INTEREST					
UNCOMMITTED	$942,777	$0	$0	$0	
	$942,777	**$0**	**$0**	**$0**	**0.00%**
Total 390-9520 Canyon HS Unallocated Bond Funds	**$10,479,500**	**$0**	**$0**	**$0**	**0.00%**
Canyon High School	**$77,093,542**	**$65,614,847**	**$65,229,709**	**$318,896**	**84.61%**
El Modena High School					
391-0000 El Modena HS IP Surveillance Camera and Systems					
4. Construction Support Costs					
4.13 FF&E (Laboratory Tables and Chairs, other)					
UNCOMMITTED	$0	$0	$0	$0	
CDW GOVERNMENT INC	$39,388	$39,388	$39,388	$0	100.00%
DIGITAL NETWORKS GROUP INC (F/I IP Camera Software)	$11,719	$11,719	$11,719	$0	100.00%
INTER-PACIFIC INC	$30,073	$30,073	$30,073	$0	100.00%
	$81,179	**$81,179**	**$81,179**	**$0**	**100.00%**
Total 391-0000 El Modena HS IP Surveillance Camera and Systems	**$81,179**	**$81,179**	**$81,179**	**$0**	**100.00%**
391-9520 El Modena HS Science Center (DSA 04-117098)					
1. Design Cost					
1.01 Architect					
UNCOMMITTED	$0	$0	$0	$0	
HARLEY ELLIS DEVEREAUX	$1,904,511	$1,904,511	$1,904,511	$0	100.00%
LIONAKIS	$14,059	$14,059	$14,059	$0	100.00%
	$1,918,570	**$1,918,570**	**$1,918,570**	**$0**	**100.00%**
2. Construction Cost					
2.01 Construction					
UNCOMMITTED	$0	$0	$0	$0	
ANGELES CONTRACTOR, INC	$25,755,046	$25,755,046	$25,755,046	$0	100.00%
	$25,755,046	**$25,755,046**	**$25,755,046**	**$0**	**100.00%**

	Budget	Contracted to Date	Expended to Date	Quarterly Expense Jan '25 - Mar '25	% Expended
2.02 OFCI and Other Construction					
UNCOMMITTED	$0	$0	$0	$0	
ACCO ENGINEERED SYSTEMS INC	$355,544	$355,544	$355,544	$0	100.00%
ALPHA MECHANICAL	$3,119	$3,119	$3,119	$0	100.00%
ANIXTER	$5,092	$5,092	$5,092	$0	100.00%
ARROW RESTAURANT EQUIPMENT	$14,213	$14,213	$14,213	$0	100.00%
BLUE RIBBON TROPHY	$1,323	$1,323	$1,323	$0	100.00%
CAROLINA BIOLOGICAL SUPPLY	$25,611	$25,611	$25,611	$0	100.00%
DAHLBERG, KENT & AMY dba NEW DIMENSION	$46,363	$46,363	$46,363	$0	100.00%
DEVELOPMENT GROUP INC	$54,520	$54,520	$54,520	$0	100.00%
DIVERSIFIED WINDOW COVERINGS	$9,921	$9,921	$9,921	$0	100.00%
FAIR PLAY SCOREBOARDS	$17,694	$17,694	$17,694	$0	100.00%
FISHER SCIENCE EDUCATION	$25,951	$25,951	$25,951	$0	100.00%
FLINN SCIENTIFIC INC	$12,970	$12,970	$12,970	$0	100.00%
GIANNELLI ELECTRIC INC	$19,380	$19,380	$19,380	$0	100.00%
PATHWAY COMMUNICATIONS	$29,537	$29,537	$29,537	$0	100.00%
PROFESSIONAL TURF SPECIALTIES	$23,460	$23,460	$23,460	$0	100.00%
WW GRAINGER INC	$4,081	$4,081	$4,081	$0	100.00%
	$648,780	**$648,780**	**$648,780**	**$0**	**100.00%**
3. Program and Construction Management					
3.01 Program Management Fees					
UNCOMMITTED	$0	$0	$0	$0	
CUMMING CONSTRUCTION MGMT INC	$1,515,368	$1,515,368	$1,515,368	$0	100.00%
	$1,515,368	**$1,515,368**	**$1,515,368**	**$0**	**100.00%**
3.02 Construction Management Fees					
UNCOMMITTED	$0	$0	$0	$0	
ARCADIS U.S. INC	$2,251,362	$2,251,362	$2,251,362	$0	100.00%
CORDOBA CORPORATION	$90,336	$90,336	$90,336	$0	100.00%
	$2,341,698	**$2,341,698**	**$2,341,698**	**$0**	**100.00%**
4. Construction Support Costs					
4.02 Title, Environmental, Stormwater Management					
UNCOMMITTED	$0	$0	$0	$0	
CHICAGO TITLE COMPANY	$1,500	$1,500	$1,500	$0	100.00%
CITY OF ORANGE (PUBLIC WORKS)	$71	$71	$71	$0	100.00%
CITY OF ORANGE (WATER DIVISION)	$10,942	$10,942	$10,942	$0	100.00%
ENVIRONMENTAL AUDIT INC	$8,548	$8,548	$8,548	$0	100.00%
	$21,060	**$21,060**	**$21,060**	**$0**	**100.00%**
4.03 Commissioning					
UNCOMMITTED	$0	$0	$0	$0	
P2S ENGINEERING INC	$29,819	$29,819	$29,819	$0	100.00%

	Budget	Contracted to Date	Expended to Date	Quarterly Expense Jan '25 - Mar '25	% Expended
	$29,819	**$29,819**	**$29,819**	**$0**	**100.00%**
4.05 DSA Review Fees					
UNCOMMITTED	$0	$0	$0	$0	
DIVISION OF STATE ARCHITECT	$346,284	$346,284	$346,284	$0	100.00%
	$346,284	**$346,284**	**$346,284**	**$0**	**100.00%**
4.06 Postage, Printing & Advertising					
UNCOMMITTED	$0	$0	$0	$0	
AMERICAN REPROGRAPHICS CO LLC	$19,155	$19,155	$19,155	$0	100.00%
SOUTHERN CALIFORNIA NEWS GROUP	$2,024	$2,024	$2,024	$0	100.00%
	$21,179	**$21,179**	**$21,179**	**$0**	**100.00%**
4.07 DSA Inspection (IOR)					
UNCOMMITTED	$0	$0	$0	$0	
BPI INSPECTION SERVICE	$323,834	$323,834	$323,834	$0	100.00%
	$323,834	**$323,834**	**$323,834**	**$0**	**100.00%**
4.08 DSA Construction Phase Testing (LOR)					
UNCOMMITTED	$1	$0	$0	$0	
KOURY ENGINEERING & TESTING INC (Geotechnical Engineering)	$619,825	$619,825	$619,825	$0	100.00%
	$619,826	**$619,825**	**$619,825**	**$0**	**100.00%**
4.09 Relocation					
UNCOMMITTED	$0	$0	$0	$0	
BELTMANN GROUP, INC	$5,129	$5,129	$5,129	$0	100.00%
ULINE INC	$1,586	$1,586	$1,586	$0	100.00%
	$6,715	**$6,715**	**$6,715**	**$0**	**100.00%**
4.11 Preliminary Testing (Hazmat, Topo, Geo, etc)					
UNCOMMITTED	$0	$0	$0	$0	
ALLEGIANT FIRE PROTECTION INC	$525	$525	$525	$0	100.00%
CALIFORNIA GEOLOGICAL SURVEY (Geology and Seismology Review)	$3,600	$3,600	$3,600	$0	100.00%
ENVIRONMENTAL NETWORK CORPORATION	$14,132	$14,132	$14,132	$0	100.00%
HARLEY ELLIS DEVEREAUX	$14,908	$14,908	$14,908	$0	100.00%
NINYO & MOORE	$29,771	$29,771	$29,771	$0	100.00%
PCA ARBORISTS & CONSULTANTS INC	$1,569	$1,569	$1,569	$0	100.00%
THE CONVERSE PROFRESSIONAL GROUP (Soils Investigation)	$30,640	$30,640	$30,640	$0	100.00%
	$95,145	**$95,145**	**$95,145**	**$0**	**100.00%**
4.12 Utility Connection Fees (Local Permits)					
UNCOMMITTED	$0	$0	$0	$0	
SOUTHERN CALIFORNIA EDISON	$3,665	$3,665	$3,665	$0	100.00%
STATE WATER RESOURCES CONTROL BOARD (SWRCB)	$1,593	$1,593	$1,593	$0	100.00%
	$5,258	**$5,258**	**$5,258**	**$0**	**100.00%**
4.13 FF&E (Laboratory Tables and Chairs, other)					
UNCOMMITTED	$0	$0	$0	$0	

	Budget	Contracted to Date	Expended to Date	Quarterly Expense Jan '25 - Mar '25	% Expended
AMS.NET	$3,754	$3,754	$3,754	$0	100.00%
CDW GOVERNMENT INC	$64,325	$64,325	$64,325	$0	100.00%
FISHER SCIENCE EDUCATION	$5,827	$5,827	$5,827	$0	100.00%
FLINN SCIENTIFIC INC	$2,081	$2,081	$2,081	$0	100.00%
GORM	$10,695	$10,695	$10,695	$0	100.00%
HILLYARD INC	$9,910	$9,910	$9,910	$0	100.00%
INTER-PACIFIC INC	$9,256	$9,256	$9,256	$0	100.00%
SIERRA SCHOOL EQUIPMENT COMPANY	$519,971	$519,971	$519,971	$0	100.00%
TURTLE STORAGE dba AMERICAN BICYCLE CO	$6,314	$6,314	$6,314	$0	100.00%
VWR INTERNATIONAL LLC	$47,922	$47,922	$47,922	$0	100.00%
	$680,054	**$680,054**	**$680,054**	**$0**	**100.00%**
4.14 Rental					
UNCOMMITTED	$1	$0	$0	$0	
INDUSTRIAL COMMERCIAL SYSTEMS INC	$16,322	$16,322	$12,783	$0	78.32%
OTIS WORLWIDE CORP	$5,289	$5,289	$5,289	$0	100.00%
SMOKE GUARD CA dba SG ARCHITECTURAL SPECIALTIES	$3,705	$3,705	$3,705	$0	100.00%
TIME & ALARM SYSTEMS	$4,145	$4,145	$4,145	$0	100.00%
VERNES PLUMBING	$0	$0	$0	$0	
	$29,461	**$29,461**	**$25,922**	**$0**	**87.99%**
4.16 Miscellaneous Fees					
UNCOMMITTED	$0	$0	$0	$0	
DEPARTMENT OF INDUSTRIAL RELATIONS	$1,125	$1,125	$1,125	$0	100.00%
OUSD COST OF INTEREST DISTRIBUTION	$55,233	$55,233	$55,233	$0	100.00%
OUSD REVOLVING CASH	$600	$600	$600	$0	100.00%
STATE WATER RESOURCES CONTROL BOARD (SWRCB)	$600	$600	$600	$0	100.00%
	$57,558	**$57,558**	**$57,558**	**$0**	**100.00%**
Total 391-9520 El Modena HS Science Center (DSA 04-117098)	**$34,415,654**	**$34,415,653**	**$34,412,115**	**$0**	**99.99%**
391-9520 El Modena HS Interim Housing (DSA 04-121926)					
1. Design Cost					
1.01 Architect					
UNCOMMITTED	$0	$0	$0	$0	
HARLEY ELLIS DEVEREAUX	$80,000	$80,000	$74,854	$0	93.57%
	$80,000	**$80,000**	**$74,854**	**$0**	**93.57%**
2. Construction Cost					
2.01 Construction					
UNCOMMITTED	$0	$0	$0	$0	
SANDERS CONSTRUCTION SERVICES	$585,000	$585,000	$585,000	$0	100.00%
	$585,000	**$585,000**	**$585,000**	**$0**	**100.00%**

	Budget	Contracted to Date	Expended to Date	Quarterly Expense Jan '25 - Mar '25	% Expended
2.02 OFCI and Other Construction					
UNCOMMITTED	$0	$0	$0	$0	
DAHLBERG, KENT & AMY dba NEW DIMENSION	$1,635	$1,635	$1,635	$0	100.00%
DIVERSIFIED WINDOW COVERINGS	$6,783	$6,783	$6,783	$0	100.00%
	$8,418	**$8,418**	**$8,418**	**$0**	**100.00%**
4. Construction Support Costs					
4.01 Rental					
UNCOMMITTED	$19,368	$0	$0	$0	
ELITE MODULAR LEASING & SALES INC	$500,632	$500,632	$430,234	$0	85.94%
	$520,000	**$500,632**	**$430,234**	**$0**	**82.74%**
4.05 DSA Review Fees					
UNCOMMITTED	$0	$0	$0	$0	
DIVISION OF STATE ARCHITECT	$3,113	$3,113	$3,113	$0	100.00%
	$3,113	**$3,113**	**$3,113**	**$0**	**100.00%**
4.07 DSA Inspection (IOR)					
UNCOMMITTED	$0	$0	$0	$0	
KENCO CONSTRUCTION SERVICES	$3,000	$3,000	$3,000	$0	100.00%
	$3,000	**$3,000**	**$3,000**	**$0**	**100.00%**
4.08 DSA Construction Phase Testing (LOR)					
UNCOMMITTED	$0	$0	$0	$0	
SMITH EMERY LABORATORIES	$6,792	$6,792	$0	$0	0.00%
	$6,792	**$6,792**	**$0**	**$0**	**0.00%**
4.09 Relocation					
UNCOMMITTED	$59	$0	$0	$0	
SECURITY SIGNAL DEVICES INC	$648	$648	$605	$0	93.42%
	$707	**$648**	**$605**	**$0**	**85.63%**
5. Contingency					
5.02 Project Contingency					
UNCOMMITTED	$50,000	$0	$0	$0	
	$50,000	**$0**	**$0**	**$0**	**0.00%**
Total 391-9520 El Modena HS Interim Housing (DSA 04-121926)	**$1,257,030**	**$1,187,603**	**$1,105,225**	**$0**	**87.92%**
391-9520 El Modena HS Phase II (DSA 04-120032)					
1. Design Cost					
1.01 Architect					
UNCOMMITTED	$44,606	$0	$0	$0	
HARLEY ELLIS DEVEREAUX	$1,989,917	$1,989,917	$1,907,934	$16,978	95.88%
	$2,034,522	**$1,989,917**	**$1,907,934**	**$16,978**	**93.78%**

	Budget	Contracted to Date	Expended to Date	Quarterly Expense Jan '25 - Mar '25	% Expended
2. Construction Cost					
2.01 Construction					
UNCOMMITTED	$0	$0	$0	$0	
BERNARDS BROS INC	$25,937,851	$25,937,851	$19,890,749	$2,289,090	76.69%
	$25,937,851	**$25,937,851**	**$19,890,749**	**$2,289,090**	**76.69%**
2.02 OFCI and Other Construction					
UNCOMMITTED	$205,214	$0	$0	$0	
ADVANCED ALARM & FIRE, INC	$7,741	$7,741	$7,741	$0	100.00%
AMS.NET	$67,534	$67,534	$67,534	$0	100.00%
DAHLBERG, KENT & AMY dba NEW DIMENSION	$143,001	$143,001	$143,001	$6,888	100.00%
DEVELOPMENT GROUP INC	$48,726	$48,726	$48,726	$0	100.00%
GIANNELLI ELECTRIC INC	$62,995	$62,995	$62,995	$0	100.00%
INTER-PACIFIC INC	$4,079	$4,079	$4,079	$0	100.00%
MIKE'S CUSTOM FLOORING	$19,471	$19,471	$19,471	$0	100.00%
MURALS FOR SCHOOLS	$4,995	$4,995	$4,995	$4,995	100.00%
PAVER PLUS	$1,284	$1,284	$1,284	$0	100.00%
POLARIS LIGHTING ASSOCIATES INC	$72,970	$72,970	$72,970	$0	100.00%
QUALITY ENVIRONMENTAL INC	$6,950	$6,950	$6,950	$0	100.00%
RAUB, GARY A	$8,866	$8,866	$0	$0	0.00%
UNIVERSAL ASPHALT CO	$7,500	$7,500	$7,500	$0	100.00%
USA SHADE & FABRIC STRUCTURES	$48,375	$48,375	$48,375	$0	100.00%
WALTERS WHOLESALE ELECTRIC	$74,815	$74,815	$74,815	$0	100.00%
	$784,516	**$579,302**	**$570,436**	**$11,883**	**72.71%**
3. Program and Construction Management					
3.01 Program Management Fees					
UNCOMMITTED	$110,603	$0	$0	$0	
CUMMING CONSTRUCTION MGMT INC	$1,161,567	$1,161,567	$773,532	$89,442	66.59%
	$1,272,170	**$1,161,567**	**$773,532**	**$89,442**	**60.80%**
3.02 Construction Management Fees					
UNCOMMITTED	$758,308	$0	$0	$0	
CORDOBA CORPORATION	$956,731	$956,731	$923,311	$0	96.51%
	$1,715,039	**$956,731**	**$923,311**	**$0**	**53.84%**
4. Construction Support Costs					
4.02 Title, Environmental, Stormwater Management					
UNCOMMITTED	$11,822	$0	$0	$0	
ENVIRONMENTAL AUDIT INC	$3,178	$3,178	$3,178	$0	100.00%
	$15,000	**$3,178**	**$3,178**	**$0**	**21.19%**
4.03 Commissioning					

	Budget	Contracted to Date	Expended to Date	Quarterly Expense Jan '25 - Mar '25	% Expended
UNCOMMITTED	$11,576	$0	$0	$0	
P2S ENGINEERING INC	$52,940	$52,940	$31,311	$920	59.14%
	$64,516	**$52,940**	**$31,311**	**$920**	**48.53%**
4.05 DSA Review Fees					
UNCOMMITTED	$115,061	$0	$0	$0	
DIVISION OF STATE ARCHITECT	$227,000	$227,000	$227,000	$0	100.00%
	$342,060	**$227,000**	**$227,000**	**$0**	**66.36%**
4.06 Postage, Printing & Advertising					
UNCOMMITTED	$11,733	$0	$0	$0	
AMERICAN REPROGRAPHICS CO LLC	$8,526	$8,526	$8,526	$0	100.00%
SOUTHERN CALIFORNIA NEWS GROUP	$3,922	$3,922	$3,922	$0	100.00%
	$24,181	**$12,448**	**$12,448**	**$0**	**51.48%**
4.07 DSA Inspection (IOR)					
UNCOMMITTED	$11,550	$0	$0	$0	
KENCO CONSTRUCTION SERVICES	$642,920	$642,920	$253,515	$28,770	39.43%
	$654,470	**$642,920**	**$253,515**	**$28,770**	**38.74%**
4.08 DSA Construction Phase Testing (LOR)					
UNCOMMITTED	$5,008	$0	$0	$0	
SMITH EMERY LABORATORIES	$232,339	$232,339	$112,828	$0	48.56%
	$237,347	**$232,339**	**$112,828**	**$0**	**47.54%**
4.09 Relocation					
UNCOMMITTED	$10,946	$0	$0	$0	
BELTMANN GROUP, INC	$95,803	$95,803	$87,454	$48,326	91.28%
CLEAN EARTH ENVIRONMENTAL	$1,744	$1,744	$1,744	$0	100.00%
ULINE INC	$554	$554	$554	$0	100.00%
WEST COAST ARBORISTS INC	$5,250	$5,250	$5,250	$0	100.00%
	$114,297	**$103,351**	**$95,002**	**$48,326**	**83.12%**
4.11 Preliminary Testing (Hazmat, Topo, Geo, etc)					
UNCOMMITTED	$737	$0	$0	$0	
ARMSTRONG & BROOKS CONSULTING ENG	$4,940	$4,940	$4,940	$0	100.00%
ENVIRONMENTAL NETWORK CORPORATION	$35,485	$35,485	$0	$0	0.00%
GROUP DELTA CONSULTANTS INC	$122,447	$122,447	$94,255	$0	76.98%
KOURY ENGINEERING & TESTING INC (Geotechnical Engineering)	$22,350	$22,350	$22,350	$0	100.00%
	$185,959	**$185,222**	**$121,545**	**$0**	**65.36%**
4.12 Utility Connection Fees (Local Permits)					
UNCOMMITTED	$12,000	$0	$0	$0	
	$12,000	**$0**	**$0**	**$0**	**0.00%**
4.13 Furniture, Fixtures & Equipment					
UNCOMMITTED	$654,002	$0	$0	$0	
ANIXTER	$3,290	$3,290	$3,243	$0	98.58%
B & H PHOTO VIDEO PRO AUDIO	$417	$417	$417	$0	100.00%

	Budget	Contracted to Date	Expended to Date	Quarterly Expense Jan '25 - Mar '25	% Expended
DEVELOPMENT GROUP INC	$542	$542	$0	$0	0.00%
MAMMOTH CLAY COMPANY	$1,032	$1,032	$1,032	$0	100.00%
ODP BUSINESS SOLUTIONS dba OFFICE DEPOT	$3,383	$3,383	$3,383	$0	100.00%
OUSD MOVE SUPPLY	$177	$177	$177	$0	100.00%
PSI CONSULTING DBA CLAY PLANET	$48,928	$48,928	$48,928	$0	100.00%
SIERRA SCHOOL EQUIPMENT COMPANY	$971,604	$971,604	$421,639	$121,801	43.40%
STAGERIGHT CORPORATION	$15,346	$15,346	$15,346	$0	100.00%
ULINE INC	$1,280	$1,280	$1,280	$0	100.00%
	$1,700,000	**$1,045,998**	**$495,446**	**$121,801**	**29.14%**
4.14 Rental					
UNCOMMITTED	$1,694	$0	$0	$0	
BURGESS MOVING & STORAGE	$7,806	$7,806	$5,666	$0	72.58%
	$9,500	**$7,806**	**$5,666**	**$0**	**59.64%**
4.16 Miscellaneous Fees					
UNCOMMITTED	$0	$0	$0	$0	
OUSD COST OF INTEREST DISTRIBUTION	$591	$591	$591	$0	100.00%
	$591	**$591**	**$591**	**$0**	**100.00%**
5. Contingency					
5.01 Construction Contingency					
UNCOMMITTED	$954,048	$0	$0	$0	
	$954,048	**$0**	**$0**	**$0**	**0.00%**
5.02 Project Contingency					
UNCOMMITTED	$68,693	$0	$0	$0	
	$68,693	**$0**	**$0**	**$0**	**0.00%**
Total 391-9520 El Modena HS Phase II (DSA 04-120032)	**$36,126,762**	**$33,139,161**	**$25,424,491**	**$2,607,209**	**70.38%**
391-9520 El Modena HS Quad Shade Structures (DSA 04-119124)					
1. Design Cost					
1.01 Architect					
UNCOMMITTED	$0	$0	$0	$0	
HARLEY ELLIS DEVEREAUX	$69,340	$69,340	$69,340	$0	100.00%
	$69,340	**$69,340**	**$69,340**	**$0**	**100.00%**
4. Construction Support Costs					
4.02 Title, Environmental, Stormwater Management					
UNCOMMITTED	$0	$0	$0	$0	
	$0	**$0**	**$0**	**$0**	
4.05 DSA Review Fees					
UNCOMMITTED	$0	$0	$0	$0	

	Budget	Contracted to Date	Expended to Date	Quarterly Expense Jan '25 - Mar '25	% Expended
DIVISION OF STATE ARCHITECT	$9,650	$9,650	$9,650	$0	100.00%
	$9,650	**$9,650**	**$9,650**	**$0**	**100.00%**
4.06 Postage, Printing & Advertising					
UNCOMMITTED	$0	$0	$0	$0	
AMERICAN REPROGRAPHICS CO LLC	$86	$86	$86	$0	100.00%
	$86	**$86**	**$86**	**$0**	**100.00%**
Total 391-9520 El Modena HS Quad Shade Structures (DSA 04-119124)	**$79,076**	**$79,076**	**$79,076**	**$0**	**100.00%**
391-9520-0 El Modena HS Science Center (ACI)					
1. Design Cost					
1.01 Architect					
UNCOMMITTED	$0	$0	$0	$0	
HARLEY ELLIS DEVEREAUX	$535,286	$535,286	$535,286	$0	100.00%
	$535,286	**$535,286**	**$535,286**	**$0**	**100.00%**
4. Construction Support Costs					
4.07 DSA Inspection (IOR)					
UNCOMMITTED	$0	$0	$0	$0	
BPI INSPECTION SERVICE	$390,095	$390,095	$390,095	$0	100.00%
	$390,095	**$390,095**	**$390,095**	**$0**	**100.00%**
4.08 DSA Construction Phase Testing (LOR)					
UNCOMMITTED	$0	$0	$0	$0	
KOURY ENGINEERING & TESTING INC (Geotechnical Engineering)	$187,619	$187,619	$187,619	$0	100.00%
	$187,619	**$187,619**	**$187,619**	**$0**	**100.00%**
Total 391-9520-0 El Modena HS Science Center (ACI)	**$1,113,000**	**$1,113,000**	**$1,113,000**	**$0**	**100.00%**
391-9520 El Modena HS Unallocated Bond Funds					
5. Unallocated Bond Funds					
FD21 MEASURE S INTEREST					
UNCOMMITTED	$604,178	$0	$0	$0	
	$604,178	**$0**	**$0**	**$0**	**0.00%**
FD22 Measure S Interest					
UNCOMMITTED	$2,205,463	$0	$0	$0	
	$2,205,463	**$0**	**$0**	**$0**	**0.00%**
Total 391-9520 El Modena HS Unallocated Bond Funds	**$2,809,641**	**$0**	**$0**	**$0**	**0.00%**
El Modena High School	**$75,882,343**	**$70,015,673**	**$62,215,086**	**$2,607,209**	**81.99%**
Orange High School					

	Budget	Contracted to Date	Expended to Date	Quarterly Expense Jan '25 - Mar '25	% Expended
392-0000 Orange HS IP Surveillance Camera and Systems					
4. Construction Support Costs					
4.13 FF&E (Laboratory Tables and Chairs, other)					
UNCOMMITTED	$0	$0	$0	$0	
CDW GOVERNMENT INC	$53,662	$53,662	$53,662	$0	100.00%
DIGITAL NETWORKS GROUP INC (F/I IP Camera Software)	$13,569	$13,569	$13,569	$0	100.00%
INTER-PACIFIC INC	$34,837	$34,837	$34,837	$0	100.00%
	$102,068	**$102,068**	**$102,068**	**$0**	**100.00%**
Total 392-0000 Orange HS IP Surveillance Camera and Systems	**$102,068**	**$102,068**	**$102,068**	**$0**	**100.00%**
392-9520 Orange HS Science Bldg (DSA 04-116859)					
1. Design Cost					
1.01 Architect					
UNCOMMITTED	$0	$0	$0	$0	
LIONAKIS	$1,823,594	$1,823,594	$1,823,594	$0	100.00%
	$1,823,594	**$1,823,594**	**$1,823,594**	**$0**	**100.00%**
2. Construction Cost					
2.01 Construction					
UNCOMMITTED	$0	$0	$0	$0	
GIANNELLI ELECTRIC INC	$14,878	$14,878	$14,878	$0	100.00%
INTEGRATED DEMOLITION AND REMEDIATION (Abatement and Demolition)	$44,800	$44,800	$44,800	$0	100.00%
PINNER CONSTRUCTION	$27,190,987	$27,190,987	$27,190,987	$0	100.00%
TIME & ALARM SYSTEMS	$3,100	$3,100	$3,100	$0	100.00%
UNIVERSAL ASPHALT CO	$6,830	$6,830	$6,830	$0	100.00%
	$27,260,595	**$27,260,595**	**$27,260,595**	**$0**	**100.00%**
2.02 OFCI and Other Construction					
UNCOMMITTED	$0	$0	$0	$0	
ACCO ENGINEERED SYSTEMS INC	$62,883	$62,883	$62,883	$0	100.00%
AMERICAN REPROGRAPHICS CO LLC	$7,710	$7,710	$7,710	$0	100.00%
ARROW RESTAURANT EQUIPMENT	$13,432	$13,432	$13,432	$0	100.00%
BLUE RIBBON TROPHY	$2,391	$2,391	$2,391	$0	100.00%
CAROLINA BIOLOGICAL SUPPLY	$5,362	$5,362	$5,362	$0	100.00%
CITY OF ORANGE (PUBLIC WORKS)	$2,000	$2,000	$2,000	$0	100.00%
DAHLBERG, KENT & AMY dba NEW DIMENSION	$63,655	$63,655	$63,655	$0	100.00%
DEVELOPMENT GROUP INC	$37,866	$37,866	$37,866	$0	100.00%
FISHER SCIENCE EDUCATION	$24,863	$24,863	$24,863	$0	100.00%
FLINN SCIENTIFIC INC	$10,263	$10,263	$10,263	$0	100.00%
GIANNELLI ELECTRIC INC	$24,684	$24,684	$24,684	$0	100.00%
GRUETT TREE CO INC (Removal of Trees)	$7,625	$7,625	$7,625	$0	100.00%

	Budget	Contracted to Date	Expended to Date	Quarterly Expense Jan '25 - Mar '25	% Expended
HISCO INC	$4,893	$4,893	$4,893	$0	100.00%
INTER-PACIFIC INC	$6,585	$6,585	$6,585	$0	100.00%
J & A FENCE (Custodial Storage Fencing)	$6,885	$6,885	$6,885	$0	100.00%
OLESH, KEITH (Termite Services)	$1,500	$1,500	$1,500	$0	100.00%
SIGNATURE PAINTING	$4,300	$4,300	$4,300	$0	100.00%
VORTEX INDUSTRIES, INC.	$6,804	$6,804	$6,804	$0	100.00%
WW GRAINGER INC	$2,292	$2,292	$2,292	$0	100.00%
	$295,991	**$295,991**	**$295,991**	**$0**	**100.00%**
3. Program and Construction Management					
3.01 Program Management Fees					
UNCOMMITTED	$0	$0	$0	$0	
CUMMING CONSTRUCTION MGMT INC	$979,395	$979,395	$979,395	$0	100.00%
	$979,395	**$979,395**	**$979,395**	**$0**	**100.00%**
3.02 Construction Management Fees					
UNCOMMITTED	$0	$0	$0	$0	
BALFOUR BEATTY CONSTRUCTION	$1,755,159	$1,755,159	$1,755,159	$0	100.00%
CORDOBA CORPORATION	$86,434	$86,434	$86,434	$0	100.00%
	$1,841,593	**$1,841,593**	**$1,841,593**	**$0**	**100.00%**
4. Construction Support Costs					
4.02 Title, Environmental, Stormwater Management					
UNCOMMITTED	$0	$0	$0	$0	
CHICAGO TITLE COMPANY	$1,500	$1,500	$1,500	$0	100.00%
PLACEWORKS INC	$52,231	$52,231	$52,231	$0	100.00%
STATE WATER RESOURCES CONTROL BOARD (SWRCB)	$726	$726	$726	$0	100.00%
	$54,457	**$54,457**	**$54,457**	**$0**	**100.00%**
4.03 Commissioning					
UNCOMMITTED	$0	$0	$0	$0	
P2S ENGINEERING INC	$30,663	$30,663	$30,663	$0	100.00%
	$30,663	**$30,663**	**$30,663**	**$0**	**100.00%**
4.05 DSA Review Fees					
UNCOMMITTED	$0	$0	$0	$0	
DIVISION OF STATE ARCHITECT	$342,871	$342,871	$342,871	$0	100.00%
OUSD REVOLVING CASH	$500	$500	$500	$0	100.00%
	$343,371	**$343,371**	**$343,371**	**$0**	**100.00%**
4.06 Postage, Printing & Advertising					
UNCOMMITTED	$0	$0	$0	$0	
AMERICAN REPROGRAPHICS CO LLC	$8,734	$8,734	$8,734	$0	100.00%
SOUTHERN CALIFORNIA NEWS GROUP	$8,518	$8,518	$8,518	$0	100.00%
	$17,252	**$17,252**	**$17,252**	**$0**	**100.00%**
4.07 DSA Inspection (IOR)					

	Budget	Contracted to Date	Expended to Date	Quarterly Expense Jan '25 - Mar '25	% Expended
UNCOMMITTED	$0	$0	$0	$0	
KNOWLAND CONSTRUCTION SERVICES	$286,404	$286,404	$286,404	$0	100.00%
	$286,404	**$286,404**	**$286,404**	**$0**	**100.00%**
4.08 DSA Construction Phase Testing (LOR)					
UNCOMMITTED	$0	$0	$0	$0	
NINYO & MOORE	$227,848	$227,848	$227,848	$0	100.00%
	$227,848	**$227,848**	**$227,848**	**$0**	**100.00%**
4.09 Relocation					
UNCOMMITTED	$0	$0	$0	$0	
BELTMANN GROUP, INC	$4,876	$4,876	$4,876	$0	100.00%
ULINE INC	$3,065	$3,065	$3,065	$0	100.00%
	$7,941	**$7,941**	**$7,941**	**$0**	**100.00%**
4.11 Preliminary Testing (Hazmat, Topo, Geo, etc)					
UNCOMMITTED	$0	$0	$0	$0	
CALIFORNIA GEOLOGICAL SURVEY (Geology and Seismology Review)	$3,600	$3,600	$3,600	$0	100.00%
ENVIRONMENTAL NETWORK CORPORATION	$2,590	$2,590	$2,590	$0	100.00%
KOURY ENGINEERING & TESTING INC (Geotechnical Engineering)	$13,300	$13,300	$13,300	$0	100.00%
PENCO ENGINEERING INC (Topographical Survey Services)	$41,070	$41,070	$41,070	$0	100.00%
RMA GROUP (dba SITESCAN)	$49,533	$49,533	$49,533	$0	100.00%
	$110,093	**$110,093**	**$110,093**	**$0**	**100.00%**
4.12 Utility Connection Fees (Local Permits)					
UNCOMMITTED	$0	$0	$0	$0	
CITY OF ORANGE (PUBLIC WORKS)	$2,500	$2,500	$2,500	$0	100.00%
SOUTHERN CALIFORNIA EDISON	$6,912	$6,912	$6,912	$0	100.00%
SOUTHERN CALIFORNIA GAS CO	$2,124	$2,124	$2,124	$0	100.00%
STATE WATER RESOURCES CONTROL BOARD (SWRCB)	$553	$553	$553	$0	100.00%
	$12,089	**$12,089**	**$12,089**	**$0**	**100.00%**
4.13 FF&E (Laboratory Tables and Chairs, other)					
UNCOMMITTED	$0	$0	$0	$0	
CDW GOVERNMENT INC	$59,658	$59,658	$59,658	$0	100.00%
CONEXWEST	$9,419	$9,419	$9,419	$0	100.00%
CP PRODUCTS INC	$4,834	$4,834	$4,834	$0	100.00%
GORM	$12,352	$12,352	$12,352	$0	100.00%
HILLYARD INC	$32,572	$32,572	$32,572	$0	100.00%
INTER-PACIFIC INC	$7,904	$7,904	$7,904	$0	100.00%
PSI DBA WATER VISIONS INC	$8,527	$8,527	$8,527	$0	100.00%
SIERRA SCHOOL EQUIPMENT COMPANY	$467,817	$467,817	$467,817	$0	100.00%
TURTLE STORAGE dba AMERICAN BICYCLE CO	$6,537	$6,537	$6,537	$0	100.00%
VORTEX INDUSTRIES, INC.	$0	$0	$0	$0	
VWR INTERNATIONAL LLC	$34,314	$34,314	$34,314	$0	100.00%

	Budget	Contracted to Date	Expended to Date	Quarterly Expense Jan '25 - Mar '25	% Expended
	$643,934	**$643,934**	**$643,934**	**$0**	**100.00%**
4.14 Rental					
UNCOMMITTED	$1	$0	$0	$0	
INDUSTRIAL COMMERCIAL SYSTEMS INC	$14,774	$14,774	$11,236	$0	76.05%
OTIS WORLWIDE CORP	$805	$805	$805	$0	100.00%
TIME & ALARM SYSTEMS	$0	$0	$0	$0	
VERNES PLUMBING	$0	$0	$0	$0	
	$15,580	**$15,579**	**$12,041**	**$0**	**77.28%**
4.16 Miscellaneous Fees					
UNCOMMITTED	$0	$0	$0	$0	
OUSD COST OF INTEREST DISTRIBUTION	$46,720	$46,720	$46,720	$0	100.00%
	$46,720	**$46,720**	**$46,720**	**$0**	**100.00%**
Total 392-9520 Orange HS Science Bldg (DSA 04-116859)	**$33,997,520**	**$33,997,519**	**$33,993,981**	**$0**	**99.99%**
392-9520 Orange HS Shade Structure (DSA 04-118351)					
1. Design Cost					
1.01 Architect					
UNCOMMITTED	$0	$0	$0	$0	
LIONAKIS	$17,317	$17,317	$17,317	$0	100.00%
	$17,317	**$17,317**	**$17,317**	**$0**	**100.00%**
2. Construction Cost					
2.01 Construction					
UNCOMMITTED	$0	$0	$0	$0	
PINNER CONSTRUCTION	$113,500	$113,500	$113,500	$0	100.00%
	$113,500	**$113,500**	**$113,500**	**$0**	**100.00%**
3. Program and Construction Management					
3.01 Program Management Fees					
UNCOMMITTED	$0	$0	$0	$0	
CUMMING CONSTRUCTION MGMT INC	$1,838	$1,838	$1,838	$0	100.00%
	$1,838	**$1,838**	**$1,838**	**$0**	**100.00%**
3.02 Construction Management Fees					
UNCOMMITTED	$0	$0	$0	$0	
BALFOUR BEATTY CONSTRUCTION	$5,956	$5,956	$5,956	$0	100.00%
	$5,956	**$5,956**	**$5,956**	**$0**	**100.00%**
4. Construction Support Costs					
4.05 DSA Review Fees					
UNCOMMITTED	$0	$0	$0	$0	

	Budget	Contracted to Date	Expended to Date	Quarterly Expense Jan '25 - Mar '25	% Expended
DIVISION OF STATE ARCHITECT	$1,873	$1,873	$1,873	$0	100.00%
	$1,873	**$1,873**	**$1,873**	**$0**	**100.00%**
4.07 DSA Inspection (IOR)					
UNCOMMITTED	$0	$0	$0	$0	
KNOWLAND CONSTRUCTION SERVICES	$1,740	$1,740	$1,740	$0	100.00%
	$1,740	**$1,740**	**$1,740**	**$0**	**100.00%**
4.08 DSA Construction Phase Testing (LOR)					
UNCOMMITTED	$0	$0	$0	$0	
NINYO & MOORE	$7,408	$7,408	$7,408	$0	100.00%
	$7,408	**$7,408**	**$7,408**	**$0**	**100.00%**
Total 392-9520 Orange HS Shade Structure (DSA 04-118351)	**$149,631**	**$149,631**	**$149,631**	**$0**	**100.00%**
392-9520 Orange HS Site Improvements (DSA 04-116673)					
1. Design Cost					
1.01 Architect					
UNCOMMITTED	$0	$0	$0	$0	
LIONAKIS	$446,286	$446,286	$446,286	$0	100.00%
SILVER CREEK INDUSTRIES INC (Engineering for Warming Kitchen Relocatable Building)	$29,682	$29,682	$29,682	$0	100.00%
	$475,968	**$475,968**	**$475,968**	**$0**	**100.00%**
2. Construction Cost					
2.01 Construction					
UNCOMMITTED	$0	$0	$0	$0	
KYA SERVICES LLC (Install Carpet)	$9,564	$9,564	$9,564	$0	100.00%
SWINERTON BUILDERS	$6,556,428	$6,556,428	$6,556,428	$0	100.00%
TRIMARK RAYGAL LLC	$89,860	$89,860	$89,860	$0	100.00%
	$6,655,852	**$6,655,852**	**$6,655,852**	**$0**	**100.00%**
2.02 OFCI and Other Construction					
UNCOMMITTED	$0	$0	$0	$0	
ACCO ENGINEERED SYSTEMS INC	$209,074	$209,074	$209,074	$0	100.00%
	$209,074	**$209,074**	**$209,074**	**$0**	**100.00%**
3. Program and Construction Management					
3.01 Program Management Fees					
UNCOMMITTED	$0	$0	$0	$0	
CUMMING CONSTRUCTION MGMT INC	$115,479	$115,479	$115,479	$0	100.00%
	$115,479	**$115,479**	**$115,479**	**$0**	**100.00%**
3.02 Construction Management Fees					
UNCOMMITTED	$0	$0	$0	$0	
BALFOUR BEATTY CONSTRUCTION	$296,554	$296,554	$296,554	$0	100.00%
	$296,554	**$296,554**	**$296,554**	**$0**	**100.00%**

	Budget	Contracted to Date	Expended to Date	Quarterly Expense Jan '25 - Mar '25	% Expended
4. Construction Support Costs					
4.02 Title, Environmental, Stormwater Management					
UNCOMMITTED	$0	$0	$0	$0	
ORANGE COUNTY HEALTH CARE AGENCY	$1,470	$1,470	$1,470	$0	100.00%
	$1,470	**$1,470**	**$1,470**	**$0**	**100.00%**
4.03 Commissioning					
UNCOMMITTED	$0	$0	$0	$0	
P2S ENGINEERING INC	$4,667	$4,667	$4,667	$0	100.00%
	$4,667	**$4,667**	**$4,667**	**$0**	**100.00%**
4.05 DSA Review Fees					
UNCOMMITTED	$0	$0	$0	$0	
DIVISION OF STATE ARCHITECT	$94,585	$94,585	$94,585	$0	100.00%
	$94,585	**$94,585**	**$94,585**	**$0**	**100.00%**
4.06 Postage, Printing & Advertising					
UNCOMMITTED	$0	$0	$0	$0	
AMERICAN REPROGRAPHICS CO LLC	$7,630	$7,630	$7,630	$0	100.00%
SOUTHERN CALIFORNIA NEWS GROUP	$1,264	$1,264	$1,264	$0	100.00%
	$8,894	**$8,894**	**$8,894**	**$0**	**100.00%**
4.07 DSA Inspection (IOR)					
UNCOMMITTED	$0	$0	$0	$0	
KNOWLAND CONSTRUCTION SERVICES	$96,985	$96,985	$96,985	$0	100.00%
	$96,985	**$96,985**	**$96,985**	**$0**	**100.00%**
4.08 DSA Construction Phase Testing (LOR)					
UNCOMMITTED	$0	$0	$0	$0	
NINYO & MOORE	$112,544	$112,544	$112,544	$0	100.00%
	$112,544	**$112,544**	**$112,544**	**$0**	**100.00%**
4.11 Preliminary Testing (Hazmat, Topo, Geo, etc)					
UNCOMMITTED	$0	$0	$0	$0	
ENVIRONMENTAL NETWORK CORPORATION	$9,012	$9,012	$9,012	$0	100.00%
	$9,012	**$9,012**	**$9,012**	**$0**	**100.00%**
Total 392-9520 Orange HS Site Improvements (DSA 04-116673)	**$8,081,083**	**$8,081,083**	**$8,081,083**	**$0**	**100.00%**
392-9520 Orange HS Phase II (DSA 04-120151)					
1. Design Cost					
1.01 Architect					
UNCOMMITTED	$37,001	$0	$0	$0	
LIONAKIS	$1,460,750	$1,460,750	$1,403,114	$9,373	96.05%
	$1,497,751	**$1,460,750**	**$1,403,114**	**$9,373**	**93.68%**

	Budget	Contracted to Date	Expended to Date	Quarterly Expense Jan '25 - Mar '25	% Expended
2. Construction Cost					
2.01 Construction					
UNCOMMITTED	$0	$0	$0	$0	
PCL CONSTRUCTION SERVICES	$20,353,199	$20,353,199	$19,077,820	$0	93.73%
	$20,353,199	**$20,353,199**	**$19,077,820**	**$0**	**93.73%**
2.02 OFCI and Other Construction					
UNCOMMITTED	$129,608	$0	$0	$0	
AFFINITY PAINTING COMPANY INC	$12,800	$12,800	$12,800	$12,800	100.00%
AMS.NET	$105,608	$105,608	$105,268	$0	99.68%
BELTMANN GROUP, INC	$2,098	$2,098	$2,098	$2,098	100.00%
CDW GOVERNMENT INC	$1,131	$1,131	$1,131	$0	100.00%
CHAMPION ELECTRIC	$26,400	$26,400	$26,400	$0	100.00%
DAHLBERG, KENT & AMY dba NEW DIMENSION	$432,603	$432,603	$432,603	$0	100.00%
DEVELOPMENT GROUP INC	$58,360	$58,360	$18,624	$0	31.91%
DIGITAL ELECTRIC INC	$12,550	$12,550	$12,550	$0	100.00%
DIVERSIFIED WINDOW COVERINGS	$16,420	$16,420	$16,420	$0	100.00%
GIANNELLI ELECTRIC INC	$28,259	$28,259	$28,259	$0	100.00%
INTER-PACIFIC INC	$34,032	$34,032	$34,032	$0	100.00%
OTIS WORLWIDE CORP	$4,446	$4,446	$4,446	$0	100.00%
UNITED PAVING CO.	$1,250	$1,250	$1,250	$0	100.00%
	$865,566	**$735,958**	**$695,882**	**$14,898**	**80.40%**
3. Program and Construction Management					
3.01 Program Management Fees					
UNCOMMITTED	$517,471	$0	$0	$0	
CUMMING CONSTRUCTION MGMT INC	$730,068	$730,068	$648,822	$18,727	88.87%
	$1,247,539	**$730,068**	**$648,822**	**$18,727**	**52.01%**
3.02 Construction Management Fees					
UNCOMMITTED	$288,438	$0	$0	$0	
CORDOBA CORPORATION	$952,212	$952,212	$894,390	$0	93.93%
	$1,240,650	**$952,212**	**$894,390**	**$0**	**72.09%**
4. Construction Support Costs					
4.01 Interim housing					
UNCOMMITTED	$55,038	$0	$0	$0	
ELITE MODULAR LEASING & SALES INC	$169,374	$169,374	$166,676	$0	98.41%
	$224,412	**$169,374**	**$166,676**	**$0**	**74.27%**
4.02 Title, Environmental, Stormwater Management					
UNCOMMITTED	$20,000	$0	$0	$0	
CITY OF ORANGE (PUBLIC WORKS)	$3,000	$3,000	$3,000	$0	100.00%
CITY OF ORANGE (WATER DIVISION)	$2,000	$2,000	$2,000	$0	100.00%

	Budget	Contracted to Date	Expended to Date	Quarterly Expense Jan '25 - Mar '25	% Expended
ENVIRONMENTAL AUDIT INC	$2,388	$2,388	$2,388	$0	100.00%
	$27,388	**$7,388**	**$7,388**	**$0**	**26.97%**
4.03 Commissioning					
UNCOMMITTED	$20,029	$0	$0	$0	
P2S ENGINEERING INC	$27,251	$27,251	$22,653	$1,453	83.13%
	$47,280	**$27,251**	**$22,653**	**$1,453**	**47.91%**
4.05 DSA Review Fees					
UNCOMMITTED	$111,133	$0	$0	$0	
DIVISION OF STATE ARCHITECT	$156,367	$156,367	$156,367	$0	100.00%
	$267,500	**$156,367**	**$156,367**	**$0**	**58.45%**
4.06 Postage, Printing & Advertising					
UNCOMMITTED	$12,588	$0	$0	$0	
AMERICAN REPROGRAPHICS CO LLC	$17,893	$17,893	$17,893	$0	100.00%
SOUTHERN CALIFORNIA NEWS GROUP	$6,939	$6,939	$6,939	$0	100.00%
	$37,420	**$24,832**	**$24,832**	**$0**	**66.36%**
4.07 DSA Inspection (IOR)					
UNCOMMITTED	$33,248	$0	$0	$0	
KNOWLAND CONSTRUCTION SERVICES	$466,752	$466,752	$270,320	$4,796	57.92%
	$500,000	**$466,752**	**$270,320**	**$4,796**	**54.06%**
4.08 DSA Construction Phase Testing (LOR)					
UNCOMMITTED	$30,000	$0	$0	$0	
AMERICAN ENGINEERING LABORATORIES INC	$376,519	$376,519	$151,047	$1,200	40.12%
	$406,519	**$376,519**	**$151,047**	**$1,200**	**37.16%**
4.09 Relocation					
UNCOMMITTED	$16,408	$0	$0	$0	
BELTMANN GROUP, INC	$52,465	$52,465	$46,389	$0	88.42%
CAPITAL PROTECTION	$2,484	$2,484	$2,484	$0	100.00%
CDW GOVERNMENT INC	$1,762	$1,762	$1,762	$0	100.00%
CLEAN EARTH ENVIRONMENTAL	$3,609	$3,609	$3,609	$0	100.00%
JAM FIRE PROTECTION INC	$1,260	$1,260	$1,260	$0	100.00%
KONICA MINOLTA BUSINESS SOLUTIONS	$2,860	$2,860	$2,860	$0	100.00%
ULINE INC	$842	$842	$842	$0	100.00%
	$81,689	**$65,282**	**$59,206**	**$0**	**72.48%**
4.11 Preliminary Testing (Hazmat, Topo, Geo, etc)					
UNCOMMITTED	$23,189	$0	$0	$0	
CANNON CORPORATION	$35,076	$35,076	$35,076	$0	100.00%
ENVIRONMENTAL NETWORK CORPORATION	$35,780	$35,780	$35,780	$0	100.00%
NINYO & MOORE	$20,955	$20,955	$20,955	$0	100.00%
	$115,000	**$91,811**	**$91,811**	**$0**	**79.84%**
4.12 Utility Connection Fees (Local Permits)					
UNCOMMITTED	$8,000	$0	$0	$0	

	Budget	Contracted to Date	Expended to Date	Quarterly Expense Jan '25 - Mar '25	% Expended
SOUTHERN CALIFORNIA GAS CO	$5,633	$5,633	$5,633	$0	100.00%
	$13,633	**$5,633**	**$5,633**	**$0**	**41.32%**
4.13 Funiture, Fixtures & Equipment					
UNCOMMITTED	$13,343	$0	$0	$0	
AMS.NET	$2,538	$2,538	$2,538	$0	100.00%
ANIXTER	$7,642	$7,642	$7,642	$0	100.00%
ARROW RESTAURANT EQUIPMENT	$3,519	$3,519	$3,519	$0	100.00%
B & H PHOTO VIDEO PRO AUDIO	$417	$417	$417	$0	100.00%
CDW GOVERNMENT INC	$16,152	$16,152	$16,152	$0	100.00%
HILLYARD INC	$77,593	$77,593	$77,015	$17,720	99.26%
OUSD MOVE SUPPLY	$59	$59	$59	$0	100.00%
SIERRA SCHOOL EQUIPMENT COMPANY	$603,185	$603,185	$603,185	$32,499	100.00%
ULINE INC	$12,585	$12,585	$12,585	$0	100.00%
	$737,031	**$723,688**	**$723,110**	**$50,220**	**98.11%**
4.14 Rental					
UNCOMMITTED	$8,426	$0	$0	$0	
MOBILE MINI	$8,956	$8,956	$8,956	$0	100.00%
SUNBELT RENTALS INC	$2,575	$2,575	$2,575	$0	100.00%
WILSCOT MOBILE MINI	$15,743	$15,743	$13,113	$583	83.30%
	$35,700	**$27,274**	**$24,644**	**$583**	**69.03%**
4.16 Miscellaneous Fees					
UNCOMMITTED	$0	$0	$0	$0	
OUSD COST OF INTEREST DISTRIBUTION	$429	$429	$429	$0	100.00%
STATE WATER RESOURCES CONTROL BOARD (SWRCB)	$600	$600	$600	$0	100.00%
	$1,029	**$1,029**	**$1,029**	**$0**	**100.00%**
5. Contingency					
5.01 Construction Contingency					
UNCOMMITTED	$141,655	$0	$0	$0	
	$141,655	**$0**	**$0**	**$0**	**0.00%**
5.02 Project Contingency					
UNCOMMITTED	$125,861	$0	$0	$0	
	$125,861	**$0**	**$0**	**$0**	**0.00%**
Total 392-9520 Orange HS Phase II (DSA 04-120151)	**$27,966,821**	**$26,375,385**	**$24,424,743**	**$101,249**	**87.33%**
392-9520 Orange HS Unallocated Bond Funds					
5. Unallocated Bond Funds					
FD21 MEASURE S BOND FUNDS					
UNCOMMITTED	$1,556,026	$0	$0	$0	
	$1,556,026	**$0**	**$0**	**$0**	**0.00%**

	Budget	Contracted to Date	Expended to Date	Quarterly Expense Jan '25 - Mar '25	% Expended
FD21 MEASURE S INTEREST					
UNCOMMITTED	$1,791,645	$0	$0	$0	
	$1,791,645	**$0**	**$0**	**$0**	**0.00%**
FD22 Measure S Bond Funds					
UNCOMMITTED	$0	$0	$0	$0	
	$0	**$0**	**$0**	**$0**	
FD22 Measure S Interest					
UNCOMMITTED	$1,516,054	$0	$0	$0	
	$1,516,054	**$0**	**$0**	**$0**	**0.00%**
Total 392-9520 Orange HS Unallocated Bond Funds	**$4,863,726**	**$0**	**$0**	**$0**	**0.00%**
Orange High School	**$75,160,849**	**$68,705,686**	**$66,751,506**	**$101,249**	**88.81%**
Villa Park High School					
394-0000 Villa Park HS IP Surveillance Camera and Systems					
4. Construction Support Costs					
4.13 FF&E (Laboratory Tables and Chairs, other)					
UNCOMMITTED	$0	$0	$0	$0	
CDW GOVERNMENT INC	$32,182	$32,182	$32,182	$0	100.00%
DIGITAL NETWORKS GROUP INC (F/I IP Camera Software)	$8,635	$8,635	$8,635	$0	100.00%
INTER-PACIFIC INC	$22,133	$22,133	$22,133	$0	100.00%
	$62,949	**$62,949**	**$62,949**	**$0**	**100.00%**
Total 394-0000 Villa Park HS IP Surveillance Camera and Systems	**$62,949**	**$62,949**	**$62,949**	**$0**	**100.00%**
394-9520 Villa Park HS Science Center (DSA 04-117022)					
1. Design Cost					
1.01 Architect					
UNCOMMITTED	$10,881	$0	$0	$0	
DKS ASSOCIATES	$80,657	$80,657	$80,657	$0	100.00%
LIONAKIS	$14,059	$14,059	$14,059	$0	100.00%
LPA INC	$2,347,171	$2,347,171	$2,244,252	$0	95.62%
	$2,452,768	**$2,441,887**	**$2,338,968**	**$0**	**95.36%**
2. Construction Cost					
2.01 Construction					
UNCOMMITTED	$0	$0	$0	$0	
ANGELES CONTRACTOR, INC	$19,865,514	$19,865,514	$19,865,514	$0	100.00%
	$19,865,514	**$19,865,514**	**$19,865,514**	**$0**	**100.00%**
2.02 OFCI and Other Construction					

	Budget	Contracted to Date	Expended to Date	Quarterly Expense Jan '25 - Mar '25	% Expended
UNCOMMITTED	$0	$0	$0	$0	
ACCO ENGINEERED SYSTEMS INC	$150,829	$150,829	$150,829	$0	100.00%
ANIXTER	$7,312	$7,312	$7,312	$0	100.00%
ARROW RESTAURANT EQUIPMENT	$13,869	$13,869	$13,869	$0	100.00%
BLUE RIBBON TROPHY	$1,323	$1,323	$1,323	$0	100.00%
CAROLINA BIOLOGICAL SUPPLY	$25,611	$25,611	$25,611	$0	100.00%
CDW GOVERNMENT INC	$1,780	$1,780	$1,780	$0	100.00%
DAHLBERG, KENT & AMY dba NEW DIMENSION	$45,520	$45,520	$45,520	$0	100.00%
DEVELOPMENT GROUP INC	$52,937	$52,937	$52,937	$0	100.00%
FISHER SCIENCE EDUCATION	$25,951	$25,951	$25,951	$0	100.00%
FLINN SCIENTIFIC INC	$12,364	$12,364	$12,364	$0	100.00%
INTEGRATED COMMUNICATIONS AND DATA	$59,995	$59,995	$59,995	$0	100.00%
SIGNATURE PAINTING	$15,000	$15,000	$15,000	$0	100.00%
TIME & ALARM SYSTEMS	$45,029	$45,029	$45,029	$0	100.00%
VERNES PLUMBING	$8,285	$8,285	$8,285	$0	100.00%
VISTA PAINT	$644	$644	$644	$0	100.00%
WW GRAINGER INC	$4,617	$4,617	$4,617	$0	100.00%
	$471,067	**$471,066**	**$471,066**	**$0**	**100.00%**
3. Program and Construction Management					
3.01 Program Management Fees					
UNCOMMITTED	$0	$0	$0	$0	
CUMMING CONSTRUCTION MGMT INC	$976,344	$976,344	$976,344	$0	100.00%
	$976,344	**$976,344**	**$976,344**	**$0**	**100.00%**
3.02 Construction Management Fees					
UNCOMMITTED	$0	$0	$0	$0	
CORDOBA CORPORATION	$2,457,319	$2,457,319	$2,457,319	$0	100.00%
	$2,457,319	**$2,457,319**	**$2,457,319**	**$0**	**100.00%**
4. Construction Support Costs					
4.02 Title, Environmental, Stormwater Management					
UNCOMMITTED	$0	$0	$0	$0	
CHICAGO TITLE COMPANY	$750	$750	$750	$0	100.00%
PLACEWORKS INC	$73,237	$73,237	$73,237	$0	100.00%
STATE WATER RESOURCES CONTROL BOARD (SWRCB)	$484	$484	$484	$0	100.00%
	$74,471	**$74,471**	**$74,471**	**$0**	**100.00%**
4.03 Commissioning					
UNCOMMITTED	$0	$0	$0	$0	
CEPA OPERATIONS	$1,840	$1,840	$1,840	$0	100.00%
P2S ENGINEERING INC	$30,437	$30,437	$30,437	$0	100.00%
	$32,277	**$32,277**	**$32,277**	**$0**	**100.00%**
4.05 DSA Review Fees					

	Budget	Contracted to Date	Expended to Date	Quarterly Expense Jan '25 - Mar '25	% Expended
UNCOMMITTED	$0	$0	$0	$0	
DIVISION OF STATE ARCHITECT	$290,000	$290,000	$290,000	$0	100.00%
	$290,000	**$290,000**	**$290,000**	**$0**	**100.00%**
4.06 Postage, Printing & Advertising					
UNCOMMITTED	$0	$0	$0	$0	
AMERICAN REPROGRAPHICS CO LLC	$12,670	$12,670	$12,670	$0	100.00%
SOUTHERN CALIFORNIA NEWS GROUP	$1,768	$1,768	$1,768	$0	100.00%
	$14,438	**$14,438**	**$14,438**	**$0**	**100.00%**
4.07 DSA Inspection (IOR)					
UNCOMMITTED	$0	$0	$0	$0	
BPI INSPECTION SERVICE	$329,229	$329,229	$328,715	$0	99.84%
	$329,229	**$329,229**	**$328,715**	**$0**	**99.84%**
4.08 DSA Construction Phase Testing (LOR)					
UNCOMMITTED	$0	$0	$0	$0	
NINYO & MOORE	$568,109	$568,109	$568,109	$0	100.00%
	$568,109	**$568,109**	**$568,109**	**$0**	**100.00%**
4.09 Relocation					
UNCOMMITTED	$0	$0	$0	$0	
BELTMANN GROUP, INC	$4,748	$4,748	$4,748	$0	100.00%
ULINE INC	$1,365	$1,365	$1,365	$0	100.00%
	$6,113	**$6,113**	**$6,113**	**$0**	**100.00%**
4.11 Preliminary Testing (Hazmat, Topo, Geo, etc)					
UNCOMMITTED	$0	$0	$0	$0	
CALIFORNIA GEOLOGICAL SURVEY (Geology and Seismology Review)	$3,600	$3,600	$3,600	$0	100.00%
ENVIRONMENTAL NETWORK CORPORATION	$19,085	$19,085	$19,085	$0	100.00%
LEIGHTON CONSULTING INC (Geotechnical Engineering)	$16,549	$16,549	$16,549	$0	100.00%
PSOMAS	$21,034	$21,034	$21,034	$0	100.00%
RMA GROUP (dba SITESCAN)	$44,890	$44,890	$44,890	$0	100.00%
SPECTRUM FIRE PROTECTION (Fire Hydrant Flow Test)	$1,000	$1,000	$1,000	$0	100.00%
	$106,158	**$106,158**	**$106,158**	**$0**	**100.00%**
4.12 Utility Connection Fees (Local Permits)					
UNCOMMITTED	$0	$0	$0	$0	
SOUTHERN CALIFORNIA EDISON	$400	$400	$400	$0	100.00%
STATE WATER RESOURCES CONTROL BOARD (SWRCB)	$2,299	$2,299	$2,299	$0	100.00%
	$2,699	**$2,699**	**$2,699**	**$0**	**100.00%**
4.13 FF&E (Laboratory Tables and Chairs, other)					
UNCOMMITTED	$0	$0	$0	$0	
AMS.NET	$3,754	$3,754	$3,754	$0	100.00%
CDW GOVERNMENT INC	$60,305	$60,305	$60,305	$0	100.00%
CULVER-NEWLIN INC	$12,359	$12,359	$12,359	$0	100.00%
FISHER SCIENCE EDUCATION	$9,785	$9,785	$9,785	$0	100.00%

	Budget	Contracted to Date	Expended to Date	Quarterly Expense Jan '25 - Mar '25	% Expended
FLINN SCIENTIFIC INC	$4,162	$4,162	$4,162	$0	100.00%
GORM	$10,205	$10,205	$10,205	$0	100.00%
HILLYARD INC	$9,910	$9,910	$9,910	$0	100.00%
INTER-PACIFIC INC	$7,325	$7,325	$7,325	$0	100.00%
PERFORMANCE HEALTH SUPPLY (DBA MEDCO)	$2,065	$2,065	$2,065	$0	100.00%
SIERRA SCHOOL EQUIPMENT COMPANY	$506,325	$506,325	$506,325	$0	100.00%
TIME & ALARM SYSTEMS	$6,896	$6,896	$6,896	$0	100.00%
TURTLE STORAGE dba AMERICAN BICYCLE CO	$6,871	$6,871	$6,871	$0	100.00%
VWR INTERNATIONAL LLC	$47,922	$47,922	$47,922	$0	100.00%
	$687,883	**$687,883**	**$687,883**	**$0**	**100.00%**
4.14 Rental					
UNCOMMITTED	$1	$0	$0	$0	
ICE MACHINE SALES & SERVICE	$897	$897	$897	$0	100.00%
INDUSTRIAL COMMERCIAL SYSTEMS INC	$17,533	$17,533	$10,616	$0	60.55%
OTIS WORLWIDE CORP	$5,341	$5,341	$5,341	$0	100.00%
QUEEN CITY GLASS CO	$6,275	$6,275	$6,275	$0	100.00%
TIME & ALARM SYSTEMS	$28,089	$28,089	$17,746	$0	63.18%
VERNES PLUMBING	$5,977	$5,977	$5,977	$0	100.00%
	$64,112	**$64,111**	**$46,851**	**$0**	**73.08%**
4.16 Miscellaneous Fees					
UNCOMMITTED	$0	$0	$0	$0	
OUSD COST OF INTEREST DISTRIBUTION	$51,035	$51,035	$51,035	$0	100.00%
	$51,035	**$51,035**	**$51,035**	**$0**	**100.00%**
Total 394-9520 Villa Park HS Science Center (DSA 04-117022)	**$28,449,536**	**$28,438,654**	**$28,317,961**	**$0**	**99.54%**
394-9520 Villa Park HS Interim Housing (DSA 04-116788)					
1. Design Cost					
1.01 Architect					
UNCOMMITTED	$0	$0	$0	$0	
LPA INC	$70,000	$70,000	$70,000	$0	100.00%
	$70,000	**$70,000**	**$70,000**	**$0**	**100.00%**
2. Construction Cost					
2.01 Construction					
UNCOMMITTED	$0	$0	$0	$0	
ANGELES CONTRACTOR, INC	$1,074,556	$1,074,556	$1,074,556	$0	100.00%
	$1,074,556	**$1,074,556**	**$1,074,556**	**$0**	**100.00%**
2.02 OFCI and Other Construction					
UNCOMMITTED	$0	$0	$0	$0	
ACCO ENGINEERED SYSTEMS INC	$36,527	$36,527	$36,527	$0	100.00%

	Budget	Contracted to Date	Expended to Date	Quarterly Expense Jan '25 - Mar '25	% Expended
	$36,527	**$36,527**	**$36,527**	**$0**	**100.00%**
4. Construction Support Costs					
4.01 Rental					
UNCOMMITTED	$0	$0	$0	$0	
ELITE MODULAR LEASING & SALES INC	$690,571	$690,571	$690,571	$0	100.00%
	$690,571	**$690,571**	**$690,571**	**$0**	**100.00%**
4.05 DSA Review Fees					
UNCOMMITTED	$0	$0	$0	$0	
DIVISION OF STATE ARCHITECT	$24,163	$24,163	$24,163	$0	100.00%
	$24,163	**$24,163**	**$24,163**	**$0**	**100.00%**
4.07 DSA Inspection (IOR)					
UNCOMMITTED	$0	$0	$0	$0	
BPI INSPECTION SERVICE	$43,265	$43,265	$43,265	$0	100.00%
	$43,265	**$43,265**	**$43,265**	**$0**	**100.00%**
4.08 DSA Construction Phase Testing (LOR)					
UNCOMMITTED	$0	$0	$0	$0	
NINYO & MOORE	$41,908	$41,908	$41,908	$0	100.00%
	$41,908	**$41,908**	**$41,908**	**$0**	**100.00%**
4.09 Relocation					
UNCOMMITTED	$0	$0	$0	$0	
BELTMANN GROUP, INC	$4,640	$4,640	$4,640	$0	100.00%
	$4,640	**$4,640**	**$4,640**	**$0**	**100.00%**
Total 394-9520 Villa Park HS Interim Housing (DSA 04-116788)	**$1,985,629**	**$1,985,629**	**$1,985,629**	**$0**	**100.00%**
394-9520 Villa Park HS Parking and Drop Off (DSA 04-118521)					
1. Design Cost					
1.01 Architect					
UNCOMMITTED	$0	$0	$0	$0	
LPA INC	$107,305	$107,305	$59,506	$0	55.45%
	$107,305	**$107,305**	**$59,506**	**$0**	**55.45%**
2. Construction Cost					
2.01 Construction					
UNCOMMITTED	$0	$0	$0	$0	
ANGELES CONTRACTOR, INC	$2,594,435	$2,594,435	$2,594,435	$0	100.00%
	$2,594,435	**$2,594,435**	**$2,594,435**	**$0**	**100.00%**
2.02 OFCI and Other Construction					
UNCOMMITTED	$0	$0	$0	$0	
WW GRAINGER INC	$1,536	$1,536	$1,536	$0	100.00%

	Budget	Contracted to Date	Expended to Date	Quarterly Expense Jan '25 - Mar '25	% Expended
	$1,536	**$1,536**	**$1,536**	**$0**	**100.00%**
4. Construction Support Costs					
UNCOMMITTED	$0	$0	$0	$0	
DIVISION OF STATE ARCHITECT	$38,262	$38,262	$38,262	$0	100.00%
	$38,262	**$38,262**	**$38,262**	**$0**	**100.00%**
4.06 Postage, Printing & Advertising					
UNCOMMITTED	$0	$0	$0	$0	
AMERICAN REPROGRAPHICS CO LLC	$476	$476	$476	$0	100.00%
	$476	**$476**	**$476**	**$0**	**100.00%**
4.07 DSA Inspection (IOR)					
UNCOMMITTED	$0	$0	$0	$0	
BPI INSPECTION SERVICE	$44,690	$44,690	$40,074	$0	89.67%
	$44,690	**$44,690**	**$40,074**	**$0**	**89.67%**
4.08 DSA Construction Phase Testing (LOR)					
UNCOMMITTED	$0	$0	$0	$0	
NINYO & MOORE	$75,273	$75,273	$75,273	$0	100.00%
	$75,273	**$75,273**	**$75,273**	**$0**	**100.00%**
Total 394-9520 Villa Park HS Parking and Drop Off (DSA 04-118521)	**$2,861,978**	**$2,861,978**	**$2,809,562**	**$0**	**98.17%**
394-9520 Villa Park HS Phase II (DSA 04-119694)					
1. Design Cost					
1.01 Architect					
UNCOMMITTED	$16,037	$0	$0	$0	
LPA INC	$2,228,725	$2,228,725	$2,021,812	$36,443	90.72%
	$2,244,761	**$2,228,725**	**$2,021,812**	**$36,443**	**90.07%**
2. Construction Cost					
2.01 Construction					
UNCOMMITTED	$30	$0	$0	$0	
PINNER CONSTRUCTION	$27,215,778	$27,215,778	$26,529,771	$277,647	97.48%
	$27,215,808	**$27,215,778**	**$26,529,771**	**$277,647**	**97.48%**
2.02 OFCI and Other Construction					
UNCOMMITTED	$216,059	$0	$0	$0	
AMS.NET	$52,857	$52,857	$51,407	$950	97.26%
CDW GOVERNMENT INC	$44,839	$44,839	$44,839	$3,394	100.00%
DAHLBERG, KENT & AMY dba NEW DIMENSION	$6,302	$6,302	$6,302	$0	100.00%
DEVELOPMENT GROUP INC	$71,549	$71,549	$71,549	$0	100.00%
GIANNELLI ELECTRIC INC	$4,385	$4,385	$4,385	$0	100.00%
INTER-PACIFIC INC	$36,099	$36,099	$19,105	$0	52.93%
	$432,090	**$216,031**	**$197,587**	**$4,344**	**45.73%**

	Budget	Contracted to Date	Expended to Date	Quarterly Expense Jan '25 - Mar '25	% Expended
3. Program and Construction Management					
3.01 Program Management Fees					
UNCOMMITTED	$446,753	$0	$0	$0	
CUMMING CONSTRUCTION MGMT INC	$839,738	$839,738	$701,334	$31,902	83.52%
	$1,286,491	**$839,738**	**$701,334**	**$31,902**	**54.52%**
3.02 Construction Management Fees					
UNCOMMITTED	$151,423	$0	$0	$0	
CORDOBA CORPORATION	$991,653	$991,653	$959,945	$0	96.80%
	$1,143,076	**$991,653**	**$959,945**	**$0**	**83.98%**
4. Construction Support Costs					
4.01 Interim Housing					
UNCOMMITTED	$65,512	$0	$0	$0	
ELITE MODULAR LEASING & SALES INC	$246,489	$246,489	$178,889	$0	72.57%
	$312,001	**$246,489**	**$178,889**	**$0**	**57.34%**
4.02 Title, Environmental, Stormwater Management					
UNCOMMITTED	$20,000	$0	$0	$0	
ENVIRONMENTAL AUDIT INC	$4,766	$4,766	$4,766	$0	100.00%
	$24,766	**$4,766**	**$4,766**	**$0**	**19.24%**
4.03 Commissioning					
UNCOMMITTED	$10,001	$0	$0	$0	
P2S ENGINEERING INC	$32,729	$32,729	$27,709	$6,399	84.66%
	$42,730	**$32,729**	**$27,709**	**$6,399**	**64.85%**
4.05 DSA Review Fees					
UNCOMMITTED	$100,904	$0	$0	$0	
DIVISION OF STATE ARCHITECT	$231,096	$231,096	$231,096	$0	100.00%
	$332,000	**$231,096**	**$231,096**	**$0**	**69.61%**
4.06 Postage, Printing & Advertising					
UNCOMMITTED	$13,000	$0	$0	$0	
AMERICAN REPROGRAPHICS CO LLC	$6,365	$6,365	$6,365	$0	100.00%
SOUTHERN CALIFORNIA NEWS GROUP	$2,918	$2,918	$2,918	$0	100.00%
T.D. GRAPHICS	$198	$198	$198	$0	100.00%
	$22,481	**$9,481**	**$9,481**	**$0**	**42.17%**
4.07 DSA Inspection (IOR)					
UNCOMMITTED	$28,760	$0	$0	$0	
BPI INSPECTION SERVICE	$471,240	$471,240	$454,056	$51,030	96.35%
	$500,000	**$471,240**	**$454,056**	**$51,030**	**90.81%**
4.08 DSA Construction Phase Testing (LOR)					
UNCOMMITTED	$15,313	$0	$0	$0	
AMERICAN ENGINEERING LABORATORIES INC	$481,235	$481,235	$478,170	$0	99.36%

	Budget	Contracted to Date	Expended to Date	Quarterly Expense Jan '25 - Mar '25	% Expended
	$496,548	**$481,235**	**$478,170**	**$0**	**96.30%**
4.09 Relocation					
UNCOMMITTED	$8,900	$0	$0	$0	
BELTMANN GROUP, INC	$22,547	$22,547	$18,573	$9,125	82.37%
CAPITAL PROTECTION	$4,968	$4,968	$4,968	$0	100.00%
CLEAN EARTH ENVIRONMENTAL	$15,208	$15,208	$15,208	$0	100.00%
	$51,623	**$42,723**	**$38,748**	**$9,125**	**75.06%**
4.11 Preliminary Testing (Hazmat, Topo, Geo, etc)					
UNCOMMITTED	$11,348	$0	$0	$0	
ENVIRONMENTAL NETWORK CORPORATION	$28,880	$28,880	$28,667	$0	99.26%
NINYO & MOORE	$53,223	$53,223	$53,223	$0	100.00%
PSOMAS	$26,550	$26,550	$26,550	$0	100.00%
	$120,001	**$108,653**	**$108,440**	**$0**	**90.37%**
4.12 Utility Connection Fees (Local Permits)					
UNCOMMITTED	$10,000	$0	$0	$0	
	$10,000	**$0**	**$0**	**$0**	**0.00%**
4.13 Furniture, Fixtures & Equipment					
UNCOMMITTED	$185,543	$0	$0	$0	
ANIXTER	$7,894	$7,894	$7,894	$7,894	100.00%
ARROW RESTAURANT EQUIPMENT	$1,760	$1,760	$1,760	$0	100.00%
B & H PHOTO VIDEO PRO AUDIO	$417	$417	$417	$0	100.00%
FERGUSON ENTERPRISES INC	$276	$276	$276	$0	100.00%
SIERRA SCHOOL EQUIPMENT COMPANY	$398,049	$398,049	$382,797	$102,413	96.17%
SITEONE LANDSCAPE SUPPLY (HYDROSCAPE)	$5,442	$5,442	$5,442	$0	100.00%
UNITED WATER WORKS INC	$621	$621	$621	$621	100.00%
	$600,000	**$414,457**	**$399,205**	**$110,927**	**66.53%**
4.14 Rental					
UNCOMMITTED	$14,608	$0	$0	$0	
ARROW LIFT	$2,515	$2,515	$2,515	$0	100.00%
WARE DISPOSAL	$2,877	$2,877	$2,877	$0	100.00%
	$20,001	**$5,393**	**$5,393**	**$0**	**26.96%**
4.16 Miscellaneous Fees					
UNCOMMITTED	$0	$0	$0	$0	
OUSD COST OF INTEREST DISTRIBUTION	$619	$619	$619	$0	100.00%
STATE WATER RESOURCES CONTROL BOARD (SWRCB)	$600	$600	$600	$0	100.00%
	$1,219	**$1,219**	**$1,219**	**$0**	**100.00%**
5. Contingency					
5.01 Construction Contingency					
UNCOMMITTED	$1,612,872	$0	$0	$0	
	$1,612,872	**$0**	**$0**	**$0**	**0.00%**

	Budget	Contracted to Date	Expended to Date	Quarterly Expense Jan '25 - Mar '25	% Expended
5.02 Project Contingency					
UNCOMMITTED	$50,114	$0	$0	$0	
	$50,114	**$0**	**$0**	**$0**	**0.00%**
Total 394-9520 Villa Park HS Phase II (DSA 04-119694)	**$36,518,582**	**$33,541,406**	**$32,347,622**	**$527,818**	**88.58%**
394-9520-0 Villa Park HS Science Center (ACI)					
1. Design Cost					
1.01 Architect					
UNCOMMITTED	$0	$0	$0	$0	
LPA INC	$348,583	$348,583	$348,583	$0	100.00%
	$348,583	**$348,583**	**$348,583**	**$0**	**100.00%**
4. Construction Support Costs					
4.07 DSA Inspection (IOR)					
UNCOMMITTED	$0	$0	$0	$0	
BPI INSPECTION SERVICE	$354,178	$354,178	$354,178	$0	100.00%
	$354,178	**$354,178**	**$354,178**	**$0**	**100.00%**
4.08 DSA Construction Phase Testing (LOR)					
UNCOMMITTED	$0	$0	$0	$0	
NINYO & MOORE	$335,240	$335,240	$335,240	$0	100.00%
	$335,240	**$335,240**	**$335,240**	**$0**	**100.00%**
Total 394-9520-0 Villa Park HS Science Center (ACI)	**$1,038,000**	**$1,038,000**	**$1,038,000**	**$0**	**100.00%**
394-9520 Villa Park HS Unallocated Bond Funds					
5. Unallocated Bond Funds					
FD21 MEASURE S BOND FUNDS					
UNCOMMITTED	$936,475	$0	$0	$0	
	$936,475	**$0**	**$0**	**$0**	**0.00%**
FD21 MEASURE S INTEREST					
UNCOMMITTED	$1,291,850	$0	$0	$0	
	$1,291,850	**$0**	**$0**	**$0**	**0.00%**
FD22 MEASURE S INTEREST					
UNCOMMITTED	$2,042,461	$0	$0	$0	
	$2,042,461	**$0**	**$0**	**$0**	**0.00%**
Total 394-9520 Villa Park HS Unallocated Bond Funds	**$4,270,786**	**$0**	**$0**	**$0**	**0.00%**
Villa Park High School	**$75,187,459**	**$67,928,616**	**$66,561,723**	**$527,818**	**88.53%**

3.2 Cash Flow Projections

MEASURE S BOND PROGRAM - Series B 2022 Phase II)
Actual Costs thru February 28, 2025

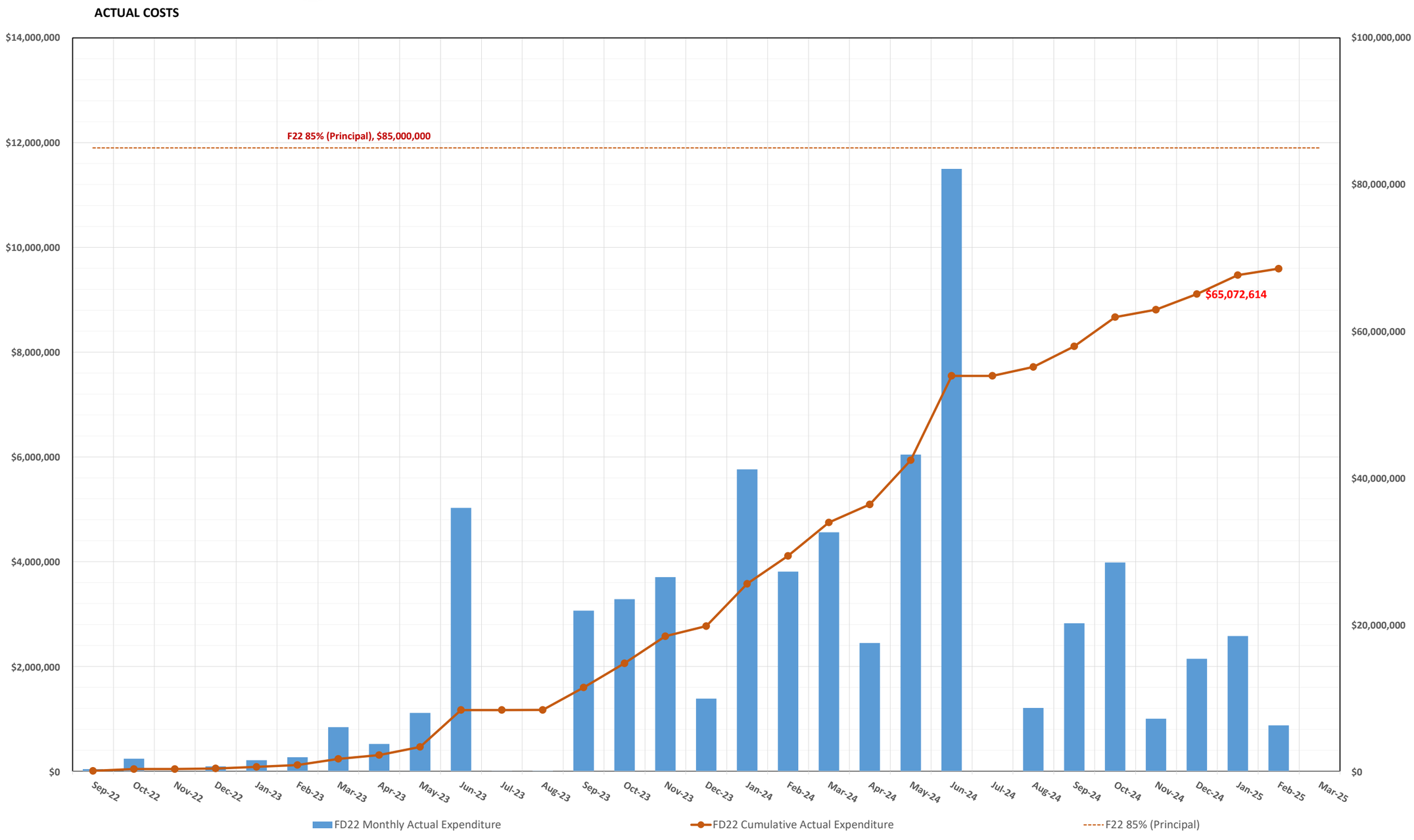

4.0 PROGRAM SUMMARY SCHEDULE

MEASURE S BOND PROGRAM - PHASE II: SCHEDULE SUMMARY

CUMMING GROUP

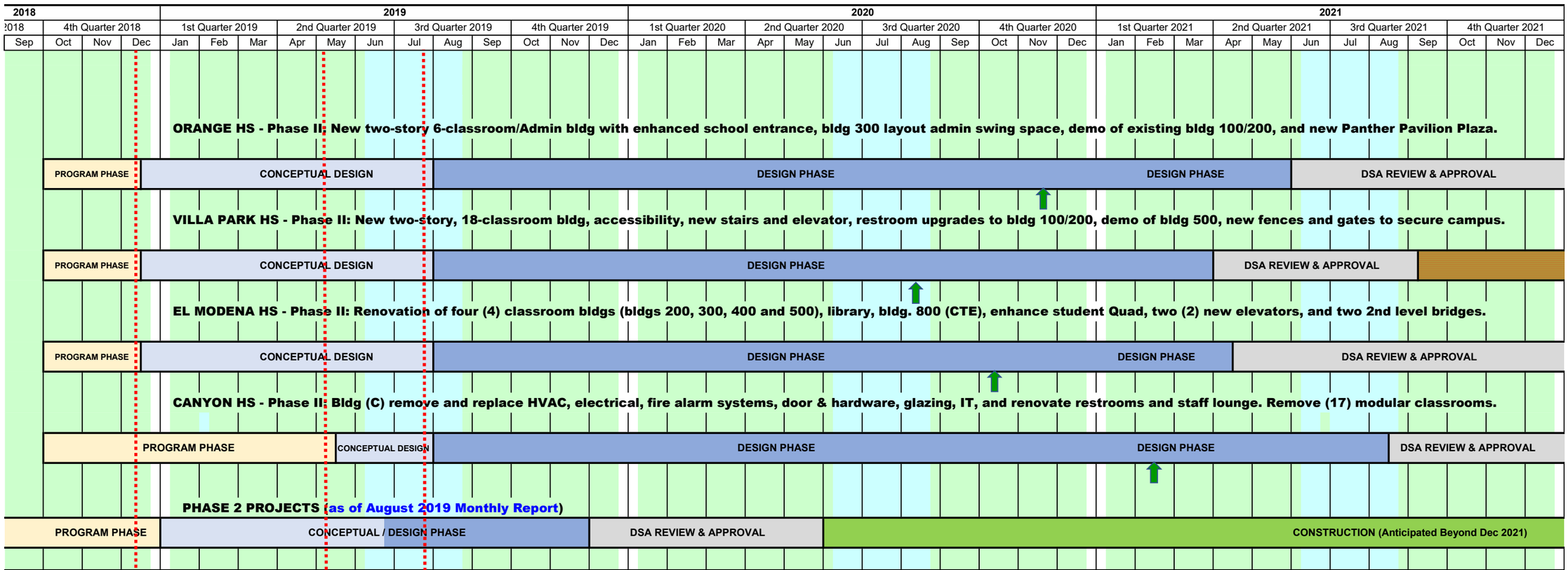

MER BREAK

Conceptual Design Board Approved 12/13/18
- Orange HS
- El Modena HS
- Villa Park HS

Conceptual Design Board Approved 5/9/19 for Canyon HS

Phase II Design & Budget Board Approved 7/25/19
- Orange HS
- El Modena HS
- Villa Park HS
- Canyon HS

Phase II Design Document & Construction Estimate Board Approval (Completed)
- Orange HS - November 19, 2020 Board Meeting
- El Modena HS - October 15, 2020 Board Meeting
- Villa Park HS - August 13, 2020 Board Meeting
- Canyon HS - Februray 11, 2021 Board Meeting

MEASURE S BOND PROGRAM - PHASE II: SCHEDULE SUMMARY

CUMMING GROUP

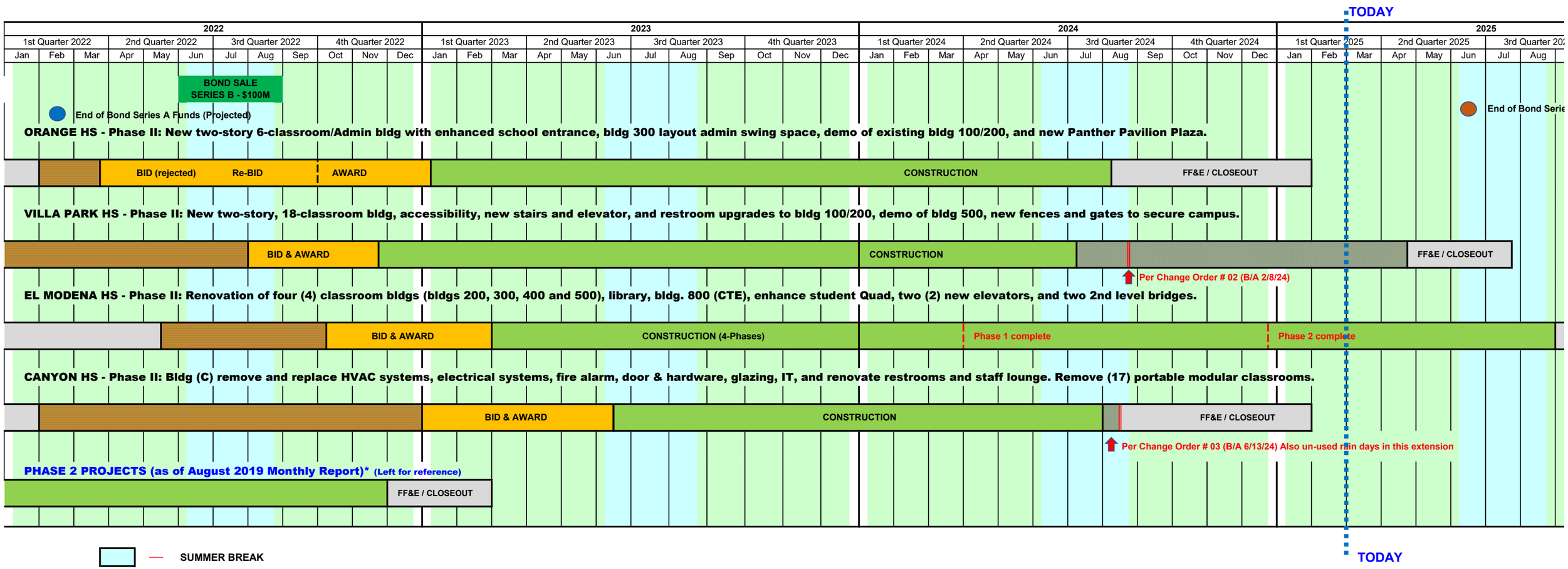

SUMMER BREAK

EXTENDED CONSTRUCTION

EXTENDED CONSTRUCTION START
(for Phase II Bond Award)

There has been a Substantial Completion date change; if approved by the Board of Education (B/A) (see under specific project for the Change Order # referenced).

Change Order # reference

Board of Education
Kris Erickson, President
Andrea Yamasaki, Vice-President
Ana Page, Clerk
Sara Pelly
Dr. Steven Glass
Dr. Sierra Vane
Matthew Thomas

Michael L. Christensen, Board Secretary
Interim Superintendent

Sulema Holguin
Assistant Superintendent / CBO
Business Services

Isela Vazquez
Senior Executive Director
Facilities Development & Planning

Facilities & Planning Department
Measure S Bond Program
726 W. Collins Avenue
Orange, CA 92867
T: (714) 628-4500