

Name \_\_\_\_\_

# \_\_\_\_\_

# 2<sup>nd</sup> Grade Homework

March 10-14, 2025



## Monday

Reading- Practice reading "Brave Bessie" to an adult.  
Spelling- Do the attached worksheet page 1.  
English- Do the attached worksheet page 1.  
Math- Do the attached worksheet page 1.

## Tuesday

Reading- Practice reading "Brave Bessie" to an adult.  
Spelling- Do the attached worksheet page 2.  
English- Do the attached worksheet page 2.  
Math- Do the attached worksheet page 2.

## Wednesday

Field Trip

## Thursday


Reading- Practice reading "Brave Bessie" to an adult.  
Answer the comprehension questions in complete sentences.  
Practice presenting your book report. It is due on Friday.  
Math- Do the attached worksheet page 4.

# The Weekly Bulletin

March 10-14, 2025

Week 27

Subject	Unit		Test
Reading	5.2	"Brave Bessie"	Friday
English	5.2	Possessive Pronouns	Thursday
Spelling	5.2	Diphthongs oy, oi	Thursday
Math		Timed Test	Wednesday
	Topic 13B	Fractions	Next Wednesday March 19
Social Studies		Africa	Next Friday March 21
Religion		Mass Prayers	Next Wednesday March 19





## Spelling Words

soil  
broil  
moist  
point  
toil  
oil  
toy  
joy  
coin  
noise  
crown  
mound  
I'll  
laugh  
maybe



## Language Arts Study Guide

Lesson 5.2  
"Brave Bessie"

### Comprehension Skills

- sequence of events
- text features
- make inferences
- text evidence
- summarize
- biography

### Phonics

diphthongs oi, oy

### Grammar

possessive pronouns

Ex: your, her, his, my, their, our



## High Frequency Words

brought  
busy  
else  
happy  
I'll  
laugh  
love  
maybe  
please  
several



## Reading Vocabulary

agree- to think the same

challenging- making someone try hard

discover- to find for the first time

heroes- people who are looked up to

interest- a liking for

perform- to do something skillful in public

study- to try to learn

succeed- to do well at something

## Africa- Study Guide

<b>safari-</b>	A Swahili word for "journey"
<b>savanna-</b>	Flat, grassy land
<b>kente-</b>	A special colorful cloth from Ghana
<b>Swahili-</b>	The most widely spoken language in Africa
<b>Harambee-</b>	A fund raiser put on by a community
<b>pyramid-</b>	A place where kings were buried in Egypt
<b>Sphinx-</b>	The statue that guarded a king's tomb
<b>pharaoh-</b>	A king of ancient Egypt
<b>Masai-</b>	A big tribe in Kenya
<b>jambo-</b>	The Swahili word for "hello"

1. The **Nile River** goes through **Egypt**. It is the **longest river in the world**.
2. Africa is the **second largest continent**.
3. The **Sahara Desert** in North Africa is the **largest desert in the world**.
4. Africa has **more countries** than any other continent.
5. **Madagascar** is a very large **island** off the eastern coast of Africa.
6. The three main regions of Africa are **desert, savanna, and rainforest**.
7. Be able to match some animals with their regions.  
(Gorilla/rainforest, zebra/savanna, camel/desert)
8. **Kenya** is in the **savanna** region.
9. **Egypt** is in the **desert** region.
10. There are **rainforests** in **Ghana**.
10. Locate Africa on a world map.
11. Be able to use a map to name the **oceans** that border Africa on the west and east.

## SECOND GRADE RELIGION-Mass Study Guide

The test will be on **Wednesday, February 19th**. There will be multiple choice questions and matching questions.

1. The **Eucharist** is the greatest prayer of thanksgiving for the Catholic community.
2. The celebration of the Eucharist is also called the **Mass**.
3. Sunday is the most special day for the Church called the **Lord's Day**.
4. The celebration of the Lord's Day lasts from **Saturday evening** through Sunday midnight.
5. We worship God at Mass every **Sunday** because it is the day that Jesus rose from the dead.
6. The Mass begins with the **Introductory Rites**.
7. The Introductory Rites help us prepare to listen to the **Word of God** and celebrate the **Eucharist**.
8. At the beginning of Mass, there is a **procession** towards the altar by the priest, deacon and altar servers.
9. The priest will ask us to silently think of our **sins** and then we will praise God for his mercy.
10. We do a short examination of **conscience** as we recall our sins.
11. The **Liturgy of the Word** is the part of Mass in which we listen to scripture being proclaimed.
12. God is with us in his **Word**, and it teaches us how to live as his children.
13. There are **3** readings from the Bible proclaimed at Sunday Mass.
14. The readings come from the **Old** and **New Testament**.

15. The word Gospel means "good news".
16. The good news we hear in the Gospel reading is about Jesus and his teachings.
17. After all the readings, the priest or deacon talks to us about them. This is called the Homily.
18. We pray the Creed together to profess the faith of our Catholic community.
19. During the Prayers of the Faithful, we pray for all the needs of the Church.
20. Some prayers include the sick, needy and Church leaders.

Match the correct responses:

\_\_\_a\_\_\_ 1. "The Lord be with you."

a. "And with your spirit"

\_\_\_c\_\_\_ 2. "The Word of the Lord"

b. "Praise to you, Lord Jesus Christ"

\_\_\_d\_\_\_ 3. "A reading from the Holy Gospel according to (Matthew, Mark, Luke, or John)."

c. "Thanks be to God".

\_\_\_b\_\_\_ 4. "The Gospel of the Lord."  
(The end of the Gospel)

d. "Glory to you, O Lord." (This is when we make a cross with our thumbs over our foreheads, mouths, and hearts.)

Name. \_\_\_\_\_

Date \_\_\_\_\_

## Lesson 5.2

### Word Unscramble

Unscramble the words by writing the letters in the correct order in the space provided.

1) ebmay

\_\_\_\_\_

2) loibr

\_\_\_\_\_

3) glauh

\_\_\_\_\_

4) tpoir

\_\_\_\_\_

5) lois

\_\_\_\_\_

6) loit

\_\_\_\_\_

7) I'll

\_\_\_\_\_

8) yot

\_\_\_\_\_

9) oli

\_\_\_\_\_

10) stmoi

\_\_\_\_\_

11) jyo

\_\_\_\_\_

12) noic

\_\_\_\_\_

13) owcrn

\_\_\_\_\_

14) senoi

\_\_\_\_\_

15) ndmou

\_\_\_\_\_

HW

Name \_\_\_\_\_

- A **possessive pronoun** takes the place of a possessive noun.
  - A possessive pronoun shows who or what owns something.
  - **My, your, his, her, and its** are singular possessive pronouns.
- My brother is a firefighter.
- His job is very hard.
- Your answer was correct.
- The box was on its side.

**Circle the correct possessive pronoun in ( ) for each sentence. Write the possessive pronoun on the line.**

1. One of (my, me) favorite people in history is George Washington.  
\_\_\_\_\_
2. George Washington was a hero in (his, he) time.  
\_\_\_\_\_
3. (He, His) home was a large farm. \_\_\_\_\_
4. Mount Vernon was the name of (his, he) farm. \_\_\_\_\_
5. The farm was known for (its, he) fine home. \_\_\_\_\_
6. Martha Washington also helped (her, she) country.  
\_\_\_\_\_



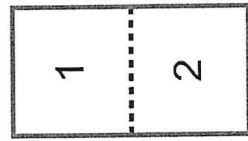
Name \_\_\_\_\_

# Additional Practice 13-6 Partition Shapes

**HOME ACTIVITY** Draw three squares. Ask your child to draw lines in one square to show halves. Then have your child draw lines in the second square to show thirds, and draw lines in the third square to show fourths.

**Another Look!** Equal shares are the same size.

2 equal shares

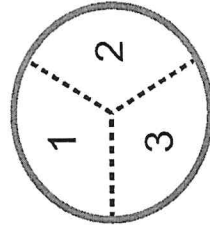


halves

thirds

fourths

3 equal shares

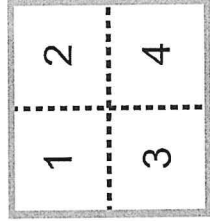


halves

thirds

fourths

4 equal shares



halves

thirds

fourths



Draw the number of equal shares given for each shape. Then circle the word that describes the shares.

1. 4 equal shares



halves

thirds

fourths

2. 3 equal shares




halves

thirds

fourths

3. 2 equal shares



halves

thirds

fourths

4. 4 equal shares



halves

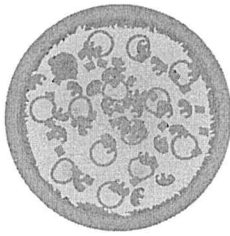
thirds

fourths

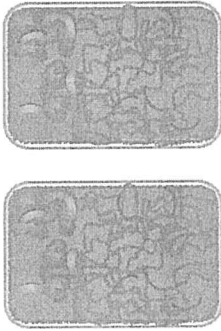


**Model** Show the shapes with equal shares.


5. Two students want to equally share a small pizza. Draw how to split the pizza into halves.



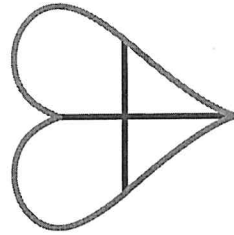
6. Three students want to equally share a tray of apple crisp. Draw two ways to split the apple crisp into thirds.



7. Four students want to share an apple pie. Draw lines to split the pie into fourths.



8. **Higher Order Thinking** This shape is shown with four pieces. Ryan says this shape is shown in fourths. Is he correct? Explain.




---

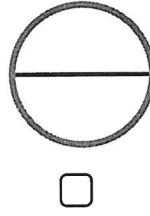


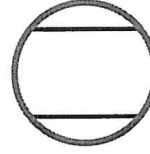
---



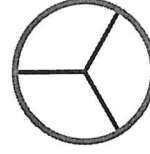
---

9. **Assessment Practice** Tom cut his muffin in half to share it with his brother. Which pictures do NOT show halves? Choose all that apply.



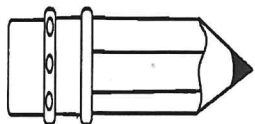




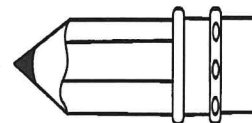


Name: \_\_\_\_\_

# \_\_\_\_\_



### Spelling Homework



Write your words three times each.

1. \_\_\_\_\_

2. \_\_\_\_\_

3. \_\_\_\_\_

4. \_\_\_\_\_

5. \_\_\_\_\_

6. \_\_\_\_\_

7. \_\_\_\_\_

8. \_\_\_\_\_

9. \_\_\_\_\_

10. \_\_\_\_\_

11. \_\_\_\_\_

12. \_\_\_\_\_

13. \_\_\_\_\_

14. \_\_\_\_\_

15. \_\_\_\_\_

Name \_\_\_\_\_

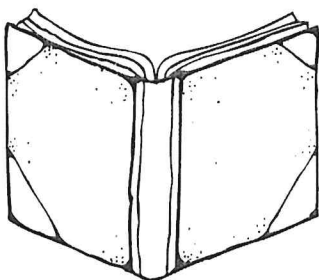
## Grammar

👉 Circle the possessive pronouns in the sentences below.

1. Please give this note to your mother.
2. Our school is cold in the winter.
3. Do you know if this is their dog?
4. That car has a scratch on its trunk.
5. My teacher gave us a lot of homework today.

👉 Write a possessive pronoun to finish the sentences.

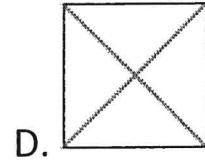
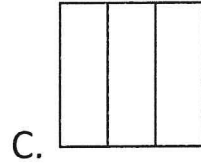
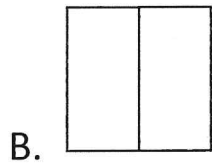
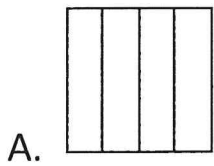
6. Grace has a new zipper on \_\_\_\_\_ coat.
7. We have a new slide on \_\_\_\_\_ playground.
8. Make sure you clean up \_\_\_\_\_ trash when you leave.
9. I left \_\_\_\_\_ homework on the kitchen table.
10. He forgot to take \_\_\_\_\_ book with him.



Name \_\_\_\_\_

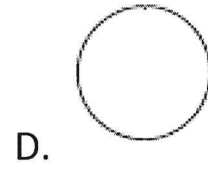
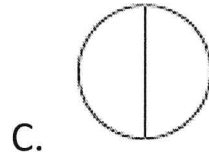
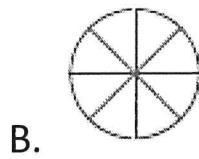
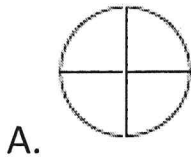
A.. Choose the shapes that shows equal parts?

\_\_\_\_\_ 1. thirds



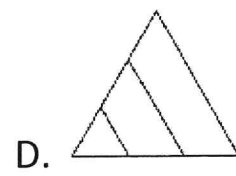
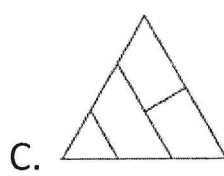
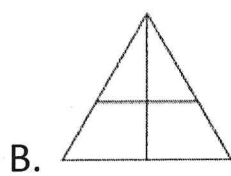
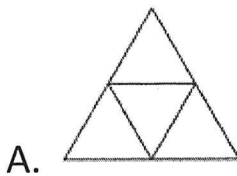
---

\_\_\_\_\_ 2. halves



---

\_\_\_\_\_ 3. fourths



Name \_\_\_\_\_

**Reading Comprehension**  
**Lesson 5.2**  
**Homework**

Answer the questions in a complete sentence.

1. What did Bessie daydream about when she was a child?

---

---

2. Bessie Coleman is famous because she became the first what?

---

---

3. Why did Bess want to go to France?

---

---

4. What is an aviatrix?

---

---

5. Why did Bessie want to open a flying school?

---

---

# Additional Practice 13-7 Equal Shares, Different Shapes



**HOME ACTIVITY** Draw a rectangle. Ask your child to show it with two equal shares that have different shapes.



Each equal share has 5 squares.

## Another Look

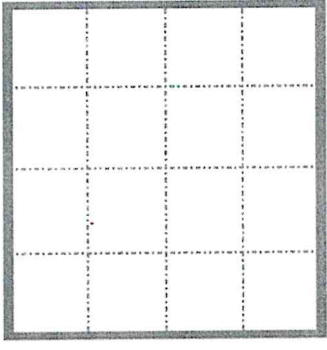
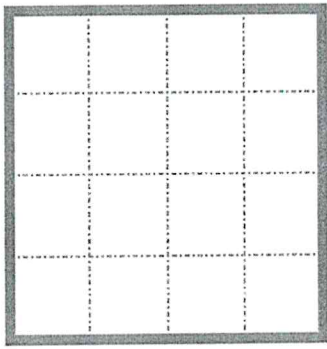
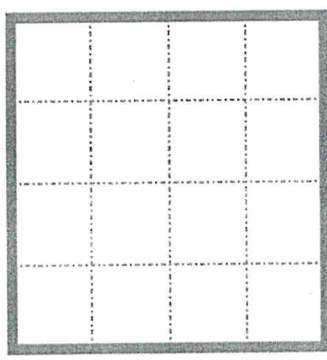
You can show a rectangle with equal shares in different ways.




Each rectangle has 3 equal shares. Each equal share has 5 squares.



Draw lines to show three different ways to show 2 equal shares.




Can you show a rectangle with equal shares that have DIFFERENT shapes?



Solve each problem.

2. **Explain** Lexi wants to share the sheet of tiger stickers with two friends. Are there enough stickers to make equal shares for Lexi and her two friends? Explain.




\_\_\_\_\_

\_\_\_\_\_

\_\_\_\_\_

3. **Higher Order Thinking** Corbin drew the dark lines inside this rectangle to make equal shares. Did he make equal shares? Explain.

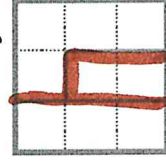


\_\_\_\_\_


\_\_\_\_\_

\_\_\_\_\_


4. **Assessment Practice** Lynn shows a rectangle with 3 equal shares. Which could NOT be Lynn's rectangle?




A.



C.



B.



D.