

# 18-Month Survey Class of 2024

## Presentation

Survey Administered

January 2026

Compiled by the PCSD Data Team



# 18-Month Survey Class of 2024

The 18-month survey was distributed to the class of 2024 via Naviance as the communication tool while using Survey Monkey as the data collection tool. (January 2026)

One reminder was sent via email through the counselors using Naviance.

# High School Representation

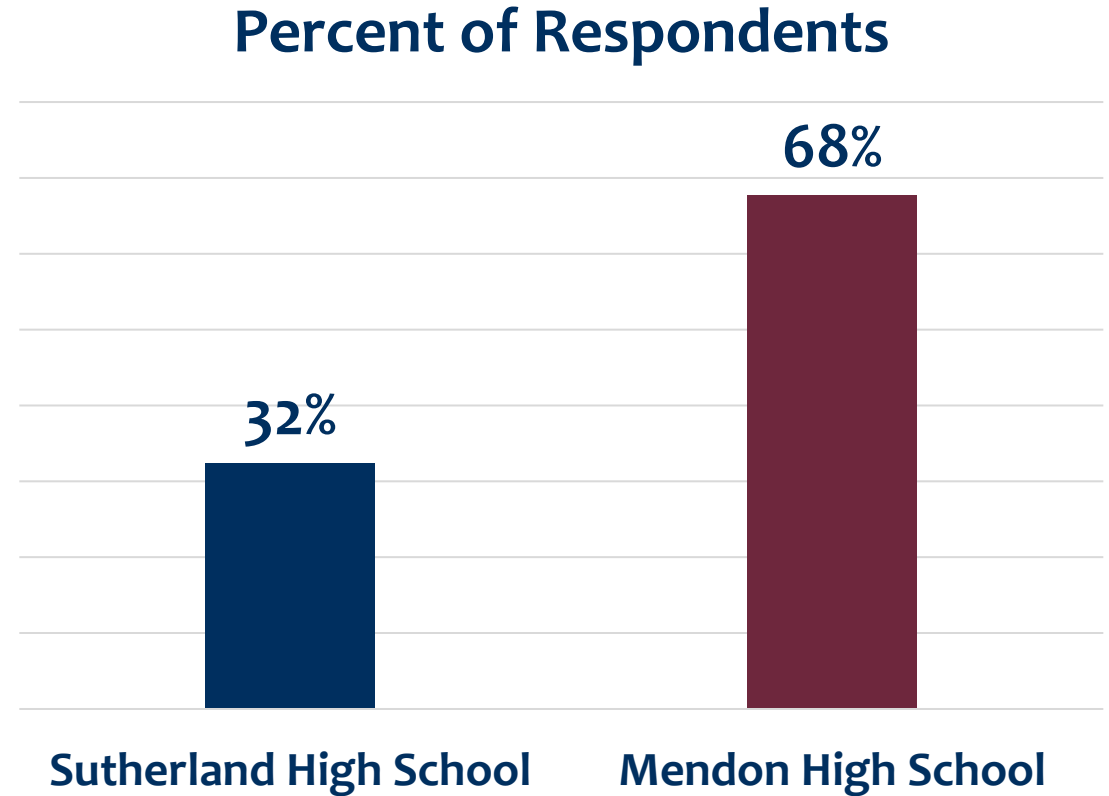
“From which Pittsford school did you graduate?”

We received **117** responses:

SHS Responses = 22

MHS Responses = 46

Skipped = 49

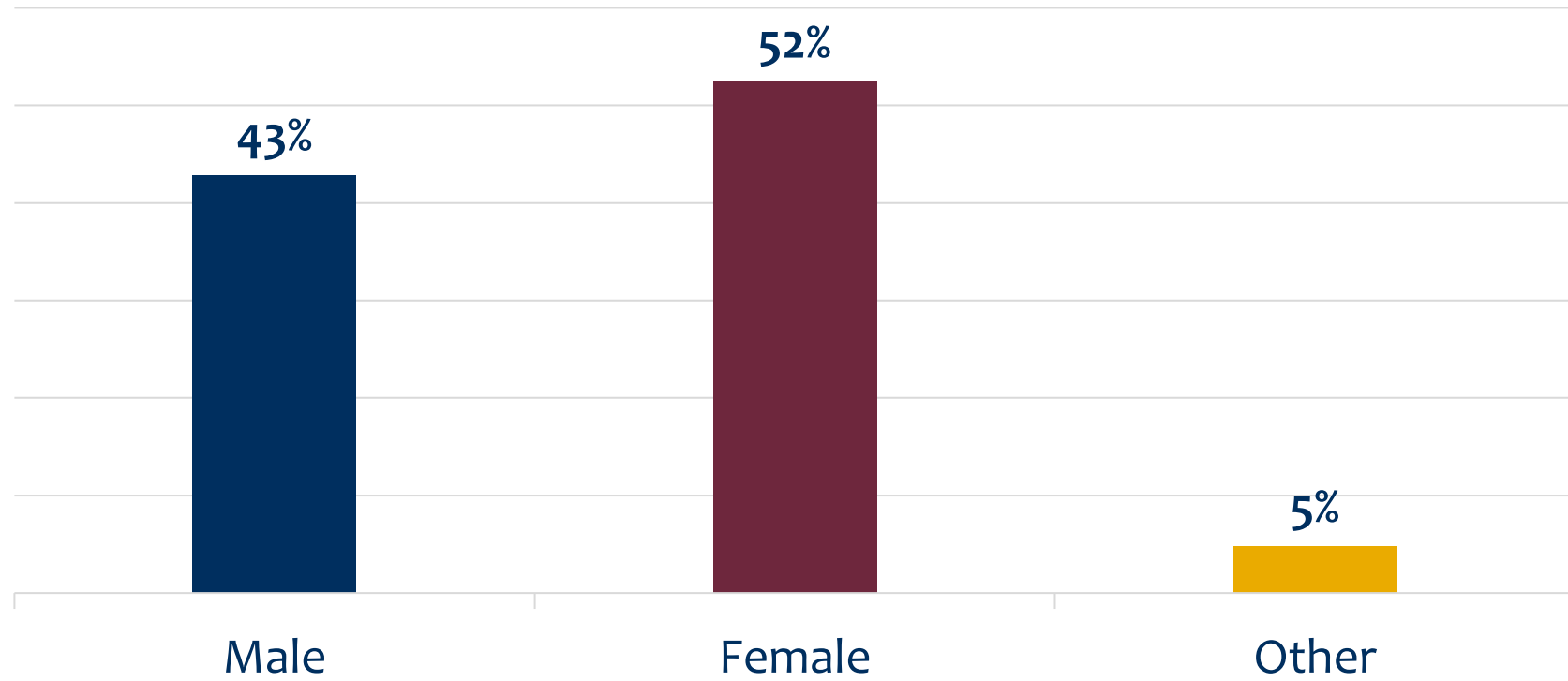


**Overall, this represents a 32% response rate.**

370 potential students (117/370=.3162)

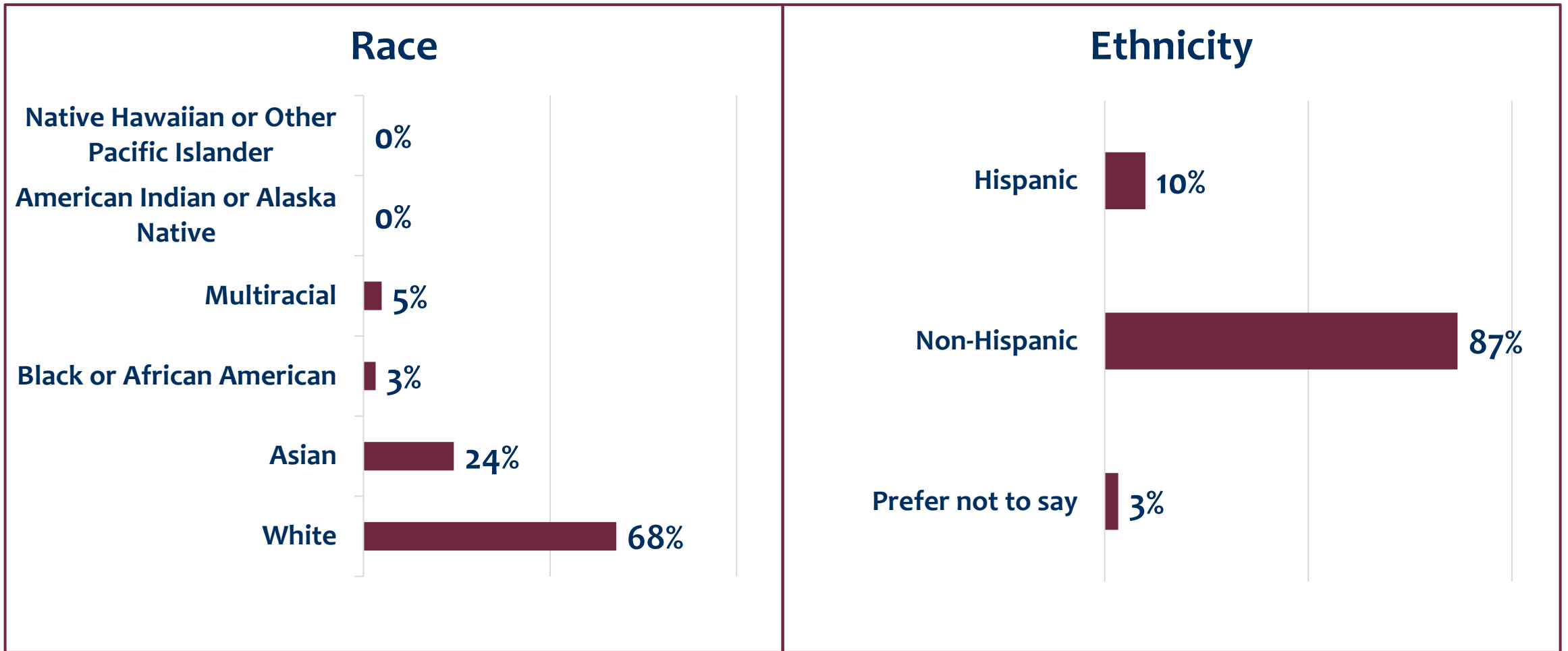
# Gender

(Optional question)



# Race and Ethnicity

(Optional questions)



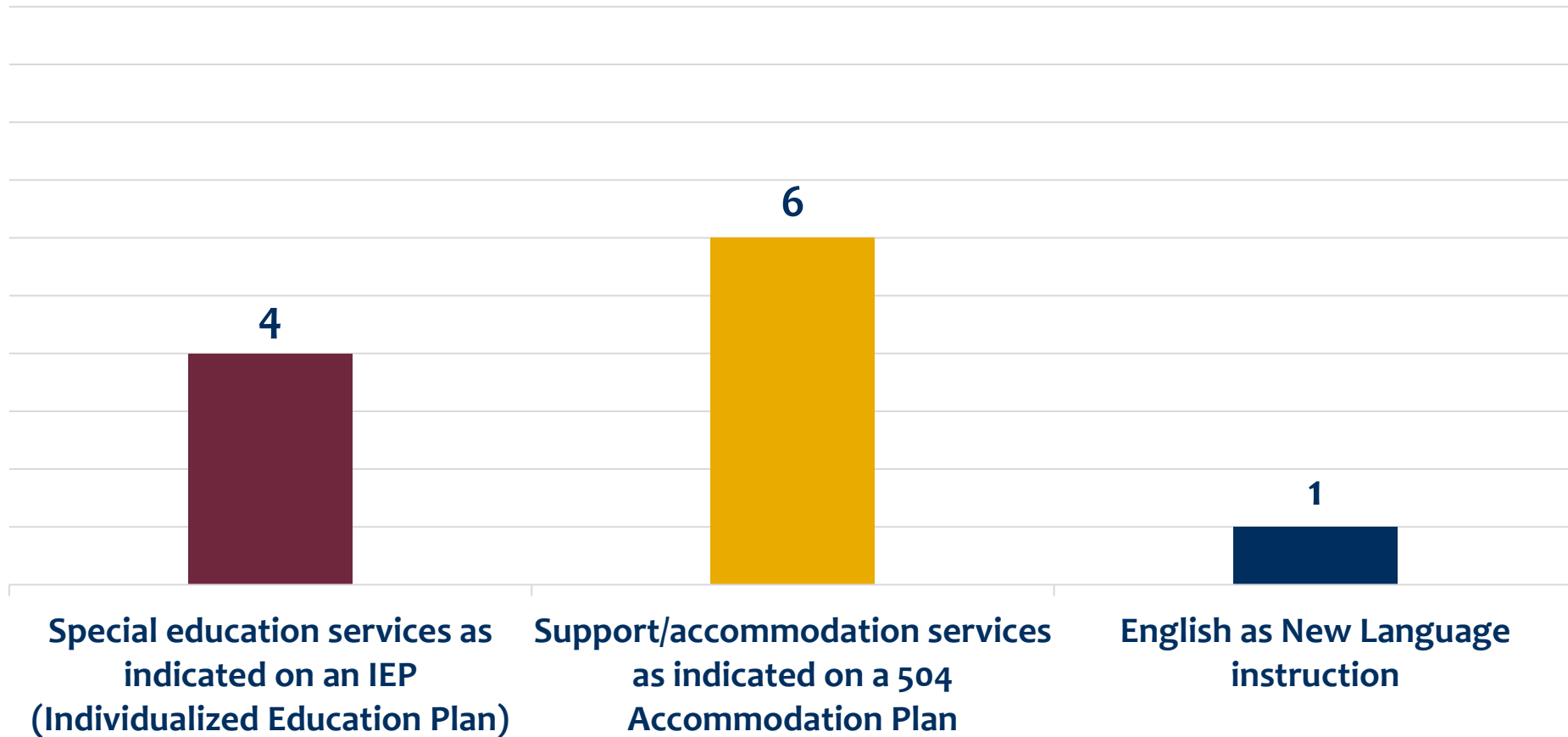
Question 27  
62 Responses

Question 26  
60 Responses

*\*Respondents can choose more than one selection for Race and Ethnicity*

# “Did you receive any of the following special services while attending Pittsford Schools?”

(Check all that apply)



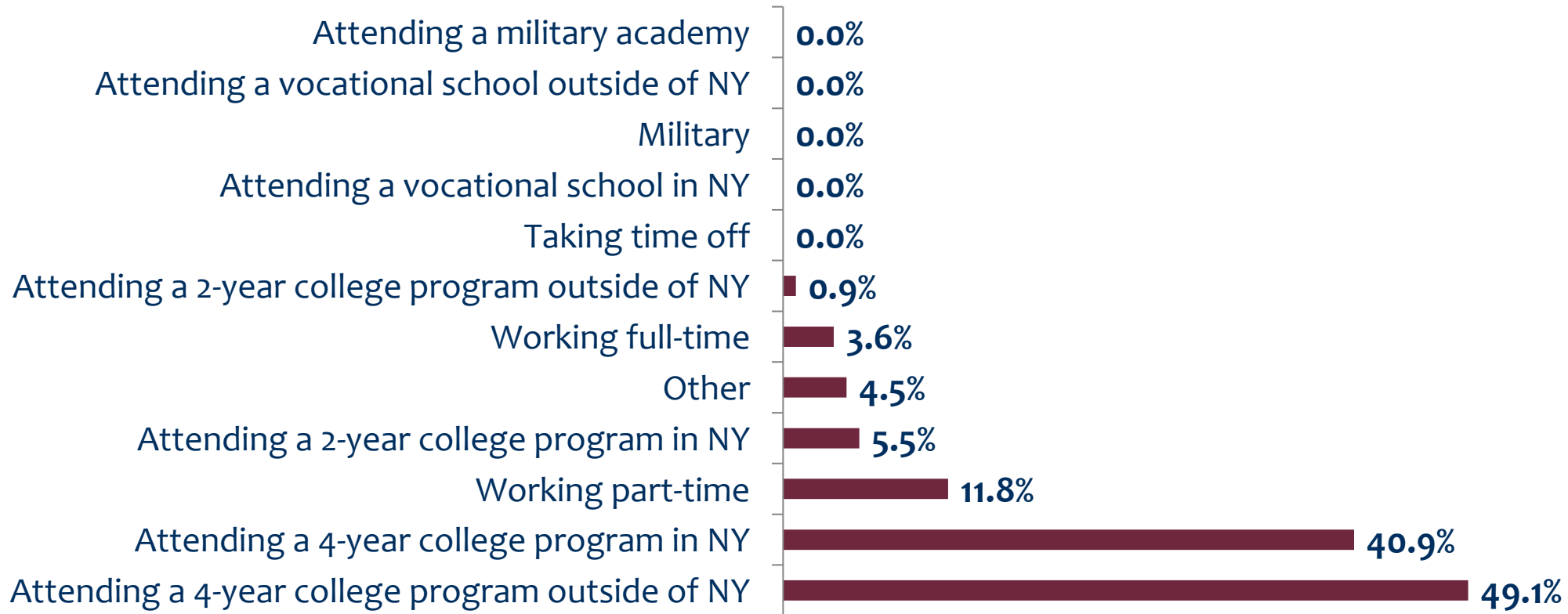
Question 10  
62 Responses

“Were you part of the Urban-Suburban Program while in Pittsford Schools?”

3 students said

“Yes”

# “Please indicate your current status:” (May select more than one response)



*For the sake of comparison, Class of 2024 responses in “Prior to Graduation” survey administered in June 2024*

*“Immediately after graduation, I plan to:*

*Join the workforce (instead of college) – 1%*

*Attend a 4-year college program outside of NY – 46%*

*Attend a 4-year college program in NY – 44%”*

**Question 1**  
**110 Responses**

# “If you are attending college, what will be your major/minor?”

## Top Mentioned Majors

Economics

Psychology

Finance

Biology

Computer Science

Accounting

Marketing

Nursing

Political Science

## Top Mentioned Minors

Business

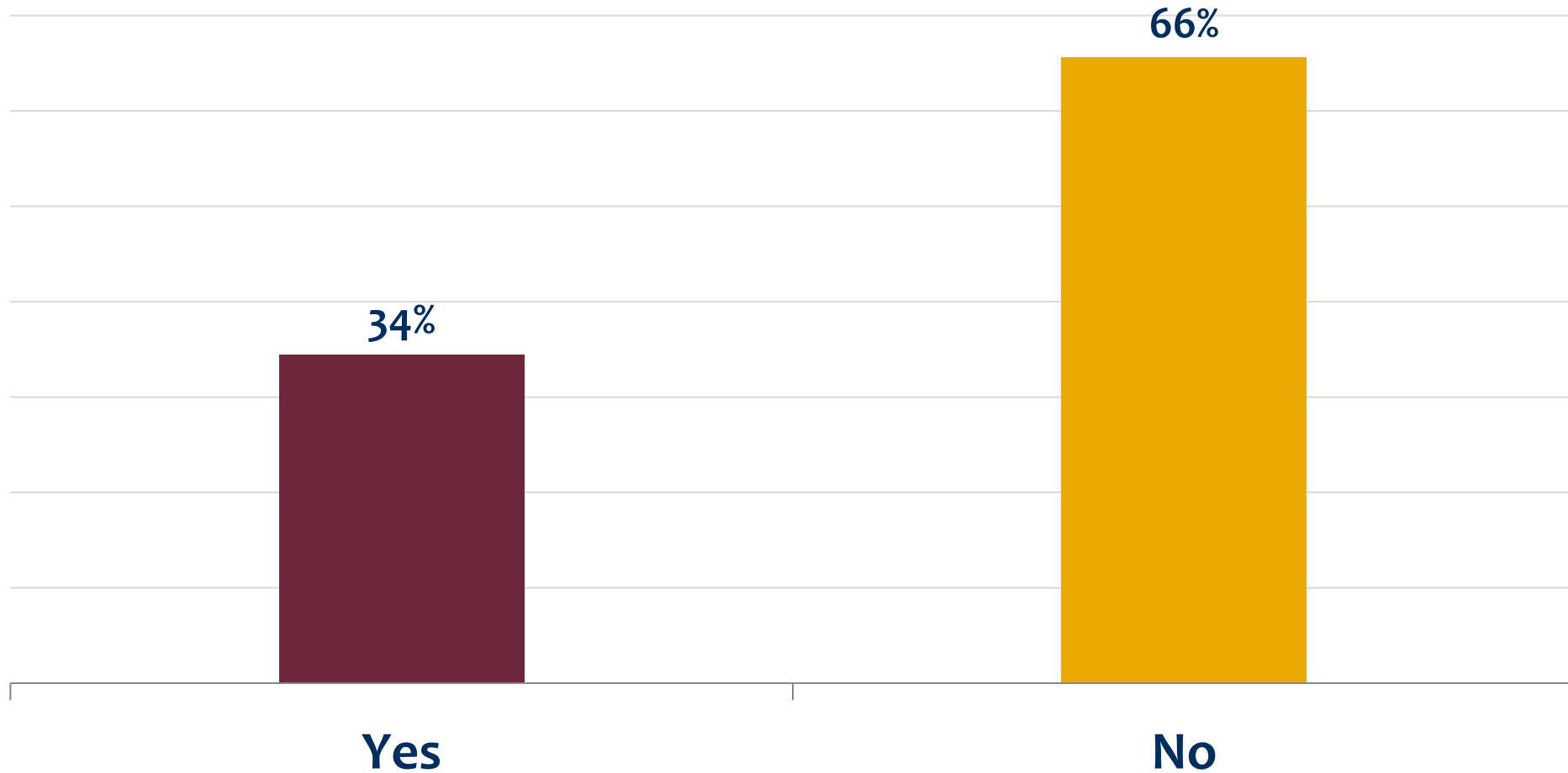
Mathematics

Real Estate

Computer Science

Spanish

# “Have you changed majors since your acceptance into college?”

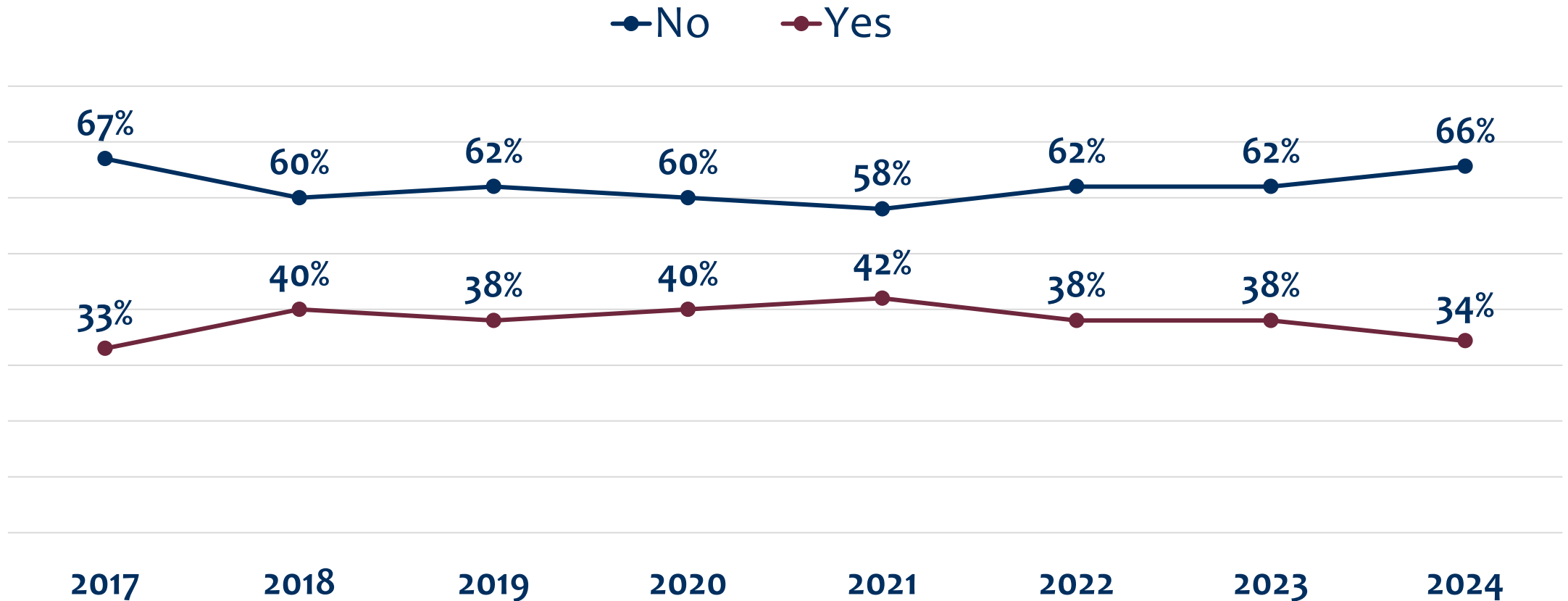


Yes

No

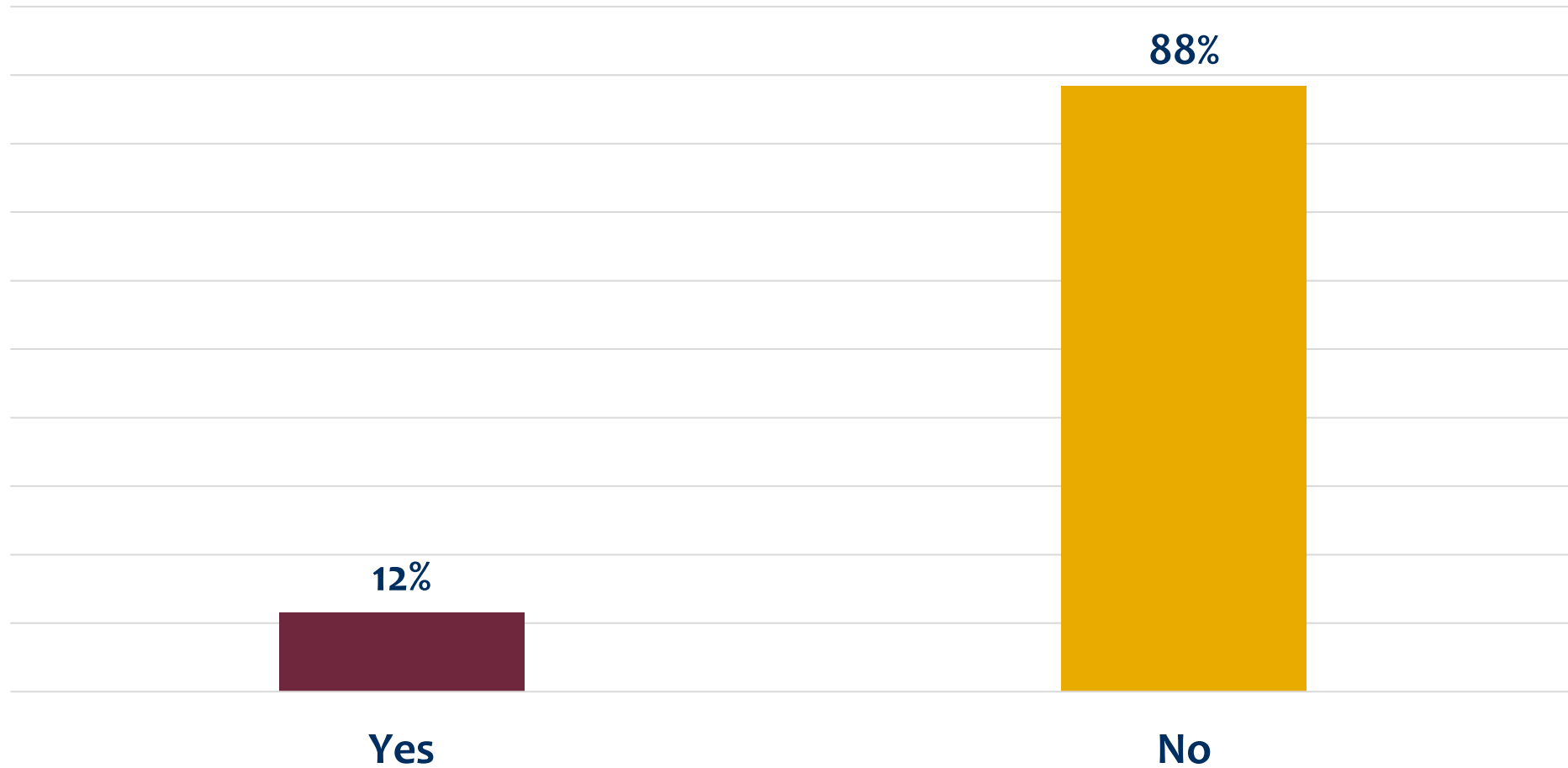
# Historical comparison of the survey question

## “Have you changed majors since your acceptance into college?”



Percentages may equal more or less than 100% due to rounding

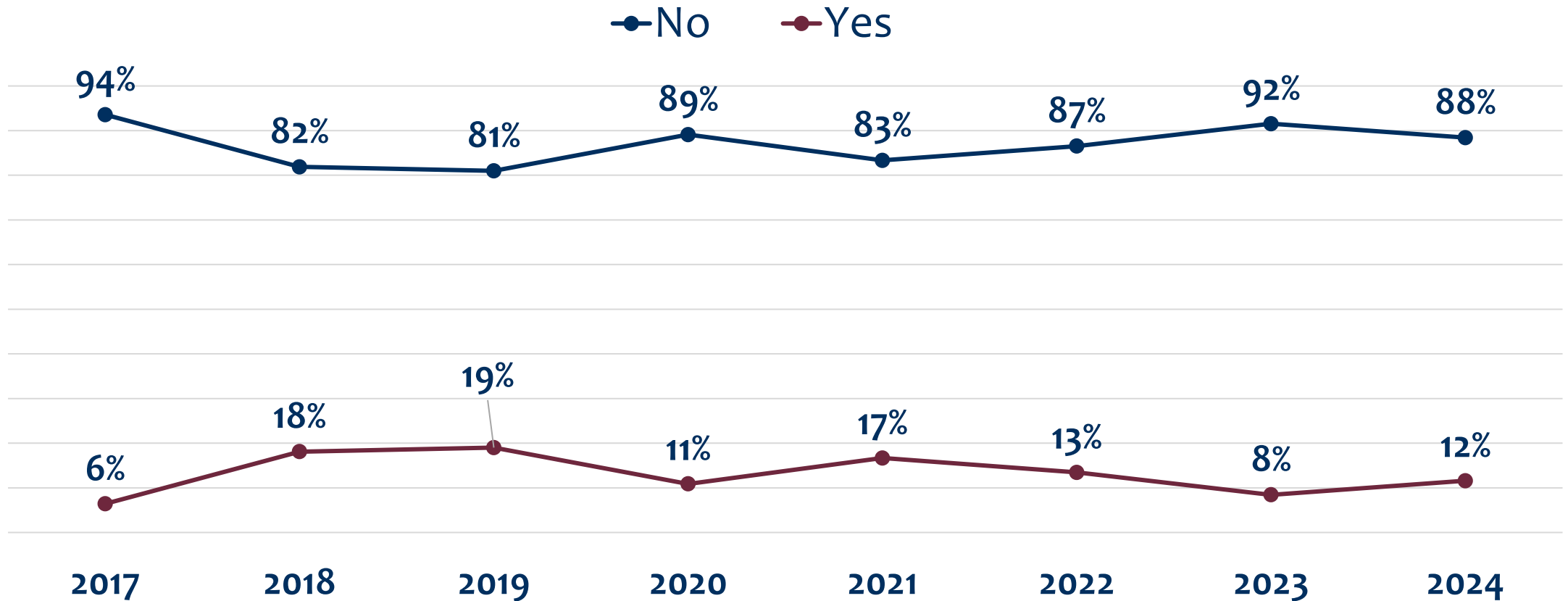
“Did you transfer to a different college in the past two years?”



Question 4  
95 Responses

*Percentages may equal more or less than 100% due to rounding*

# Historical comparison of the survey question “Did you transfer to a different college in the past two years?”



Percentages may equal more or less than 100% due to rounding

# “If you transferred to a different college, why?”

	2024	2023	2022	2021	2020	2019	2018	2017
Changed major(s)	1	3	2	6	1	2	4	1
Transferred from a 2-year to a 4-year college	0	1	1	2	2	4	3	1
Former college program was too difficult	0	0	0	1	1	3	0	0
Former college program was too easy	3	1	0	0	0	0	5	0
Did not like location	1	0	1	1	2	1	1	0
Finances	0	0	1	1	0	0	3	0
Was not a good fit	3	1	1	5	6	8	7	5
Other (please specify)	3	2	1	6	4	8	4	3

# “If you are working part-time or full-time, what is your job?”

**1. Food Service & Hospitality:** Fast Food Service, Host or Server at a Restaurant

**2. Technical/Engineering/Trades:** Process Engineer, Research Analyst, Framer, Utilities Technician

**3. Customer Service/Retail:** Before/After School Care Assistant, Tour Guide, Retail Sales Assistant

**4. Outdoor Roles:** Landscaper, Ski Instructor

**5. Clerical:** Office Assistant

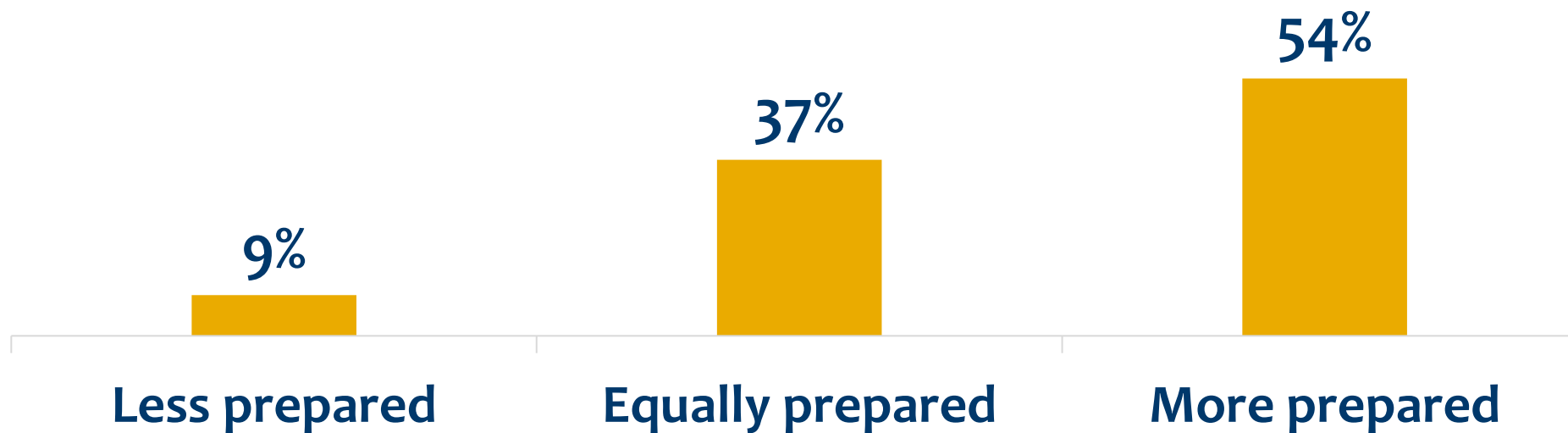
“Based on your high school experience, how well prepared do you feel in your current endeavors as compared to your peers?”

**81%** of respondents from the Class of 2024 felt equally prepared or more prepared than their peers.

**Historical data showing the percent that previous years’ respondents felt equally prepared or more prepared than their peers:**

Class of 2023 – 81% of respondents  
Class of 2022 – 88% of respondents  
Class of 2021 – 90% of respondents  
Class of 2020 – 90% of respondents

Class of 2019 – 91% of respondents  
Class of 2018 – 90% of respondents  
Class of 2017 – 90% of respondents  
Class of 2016 – 90% of respondents

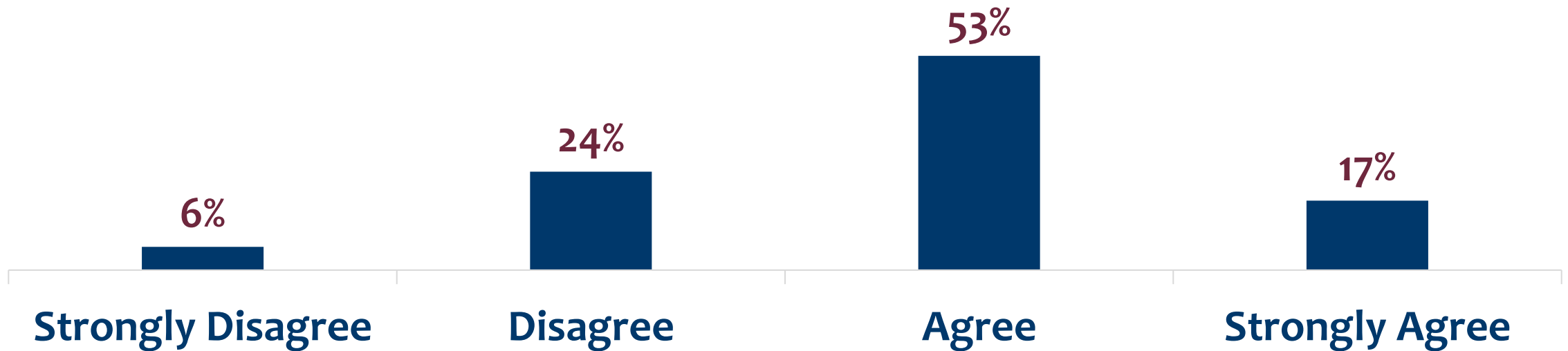


Question 17  
70 Responses

*Percentages may equal more or less than 100% due to rounding*

“During my high school experience,  
my course work was challenging.”

**70%** of respondents agreed or strongly agreed that course work was challenging.



*Percentages may equal more or less than 100% due to rounding*

**Graduate Comment:**

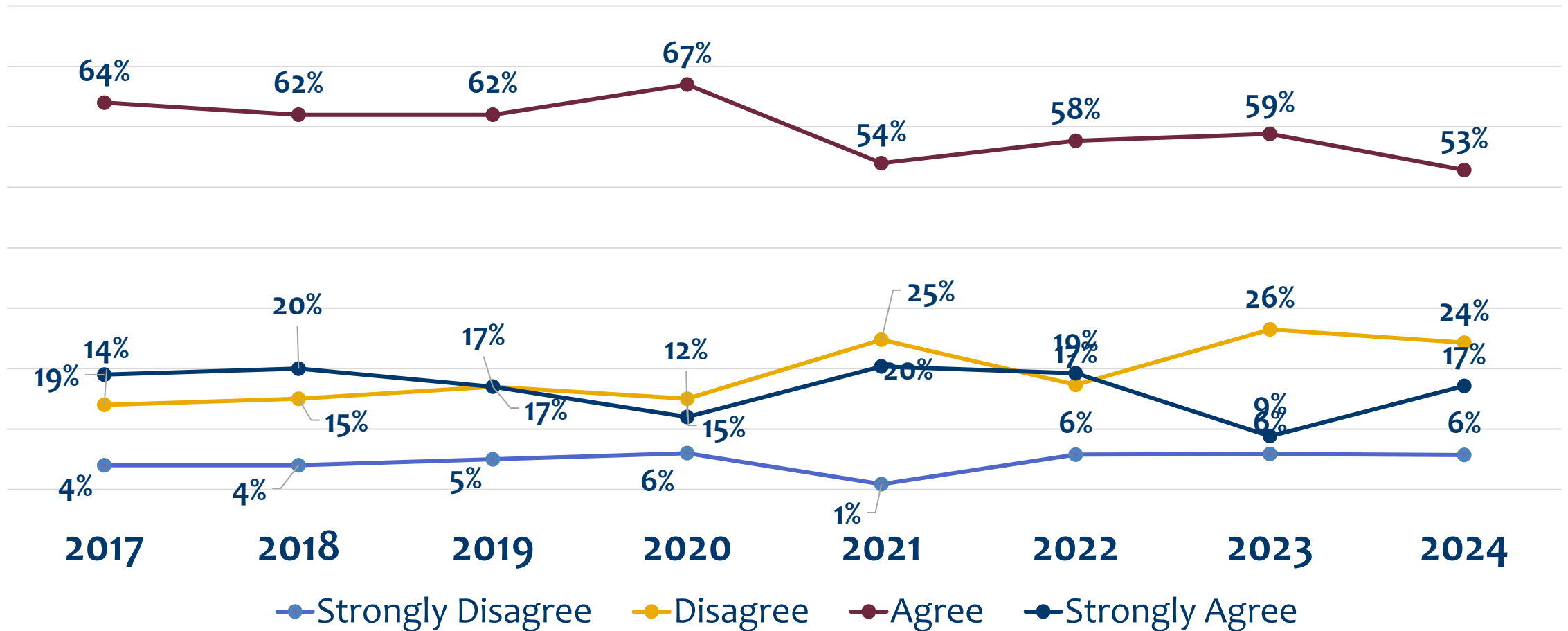
“... were taught very well, the subjects just weren't for me and I found them harder than others to learn over time.”

**Most Rigorous: Mathematics & AP Classes**

**Least Rigorous: English & Social Studies**

**Question 14, 15 & 16**  
**70 Responses**

# Historical comparison of the survey question “During my high school experience, my course work was challenging.”



Percentages may equal more or less than 100% due to rounding

# “As you reflect upon your high school experience, which resources or services were most useful?”

1

## Teachers:

Many alumni noted teachers as approachable, helpful, and essential for understanding coursework and getting extra help.

2

## Counseling Office:

Counselors played a major role in scheduling, navigating college requirements, offering emotional support, and assisting with tools like Naviance.

3

## AP Classes:

Alumni praised the quantity, quality, and rigor of AP offerings and felt they helped ease the transition to college-level expectations.

4

## Library, Resources & Technology:

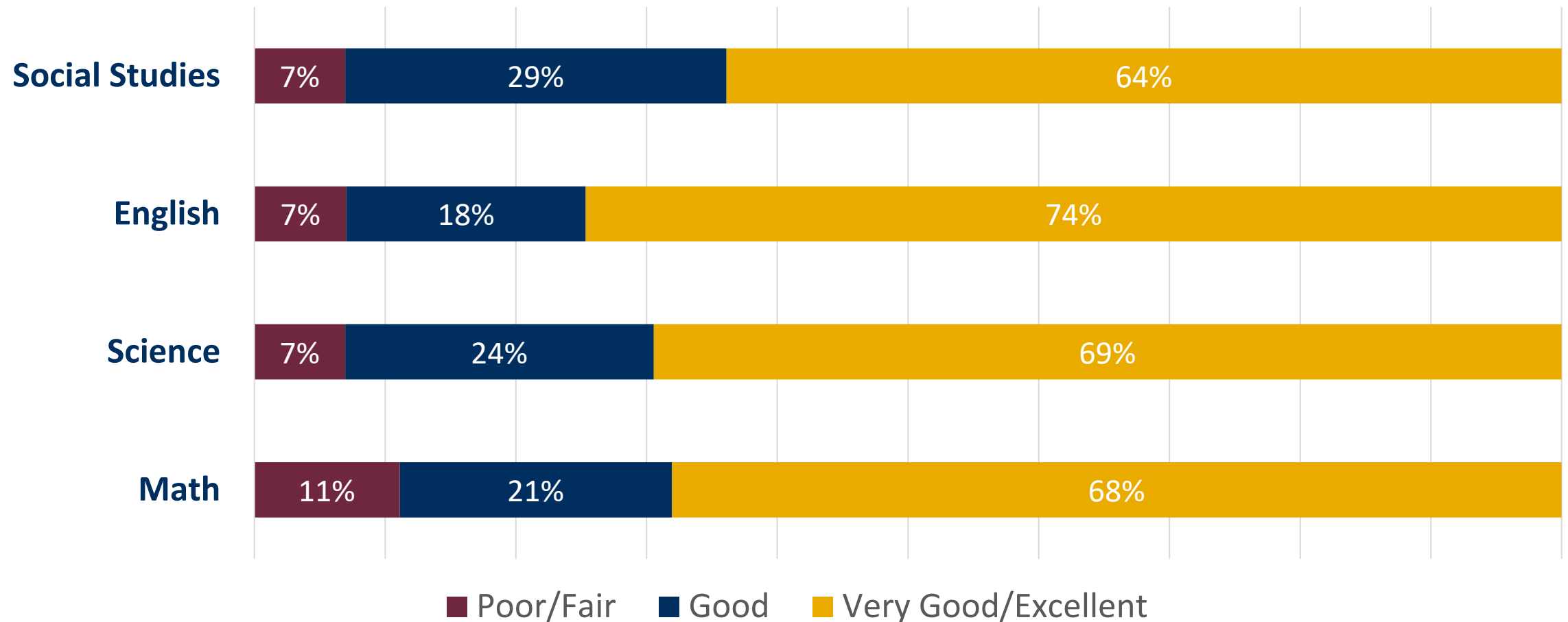
These spaces helped with studying, completing projects, building technical skills, and fostering creative exploration.

5

## 504 Plans & Accommodations:

These services helped students manage learning needs, though experiences varied depending on staff consistency.

# “To what degree did the Pittsford Central School District develop your knowledge in each of the areas below?”



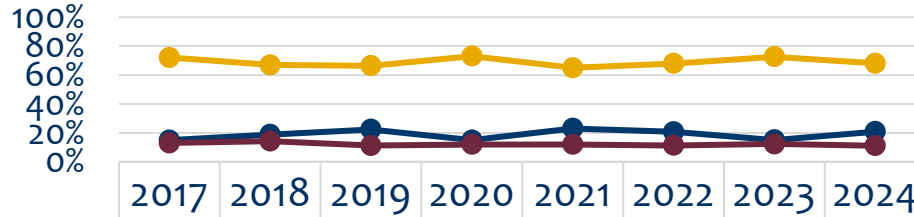
Question 9  
72 Responses

Percentages may equal more or less than 100% due to rounding

# Historical comparison of the survey question

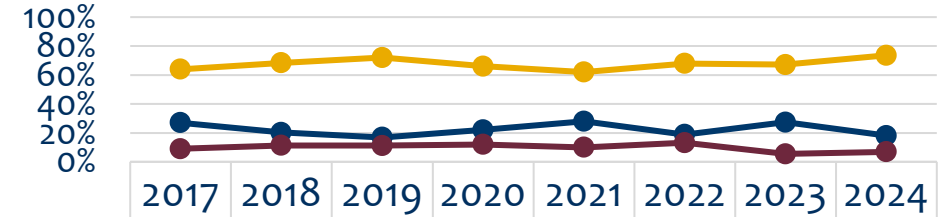
“To what degree did the Pittsford Central School District develop your knowledge in each of the areas below?”

## Math



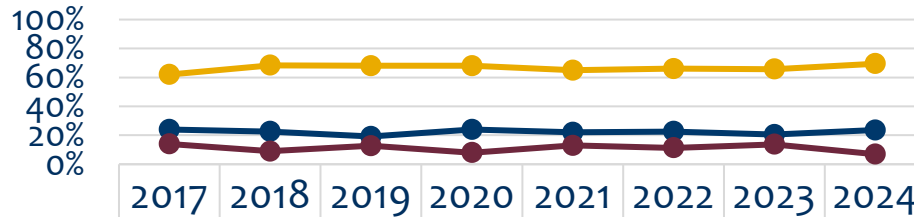
	2017	2018	2019	2020	2021	2022	2023	2024
Very Good/Excellent	72%	67%	66%	73%	65%	68%	73%	68%
Good	15%	19%	22%	15%	23%	21%	15%	21%
Poor/Fair	13%	14%	11%	12%	12%	11%	12%	11%

## English



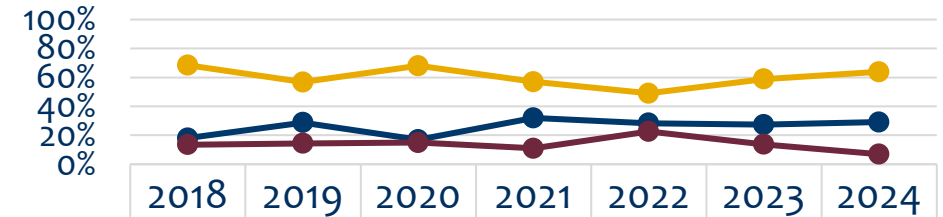
	2017	2018	2019	2020	2021	2022	2023	2024
Very Good/Excellent	64%	68%	72%	66%	62%	68%	67%	74%
Good	27%	20%	17%	22%	28%	19%	27%	18%
Poor/Fair	9%	11%	11%	12%	10%	13%	5%	7%

## Science



	2017	2018	2019	2020	2021	2022	2023	2024
Very Good/Excellent	62%	68%	68%	68%	65%	66%	66%	69%
Good	24%	23%	19%	24%	22%	23%	21%	24%
Poor/Fair	14%	9%	13%	8%	13%	11%	14%	7%

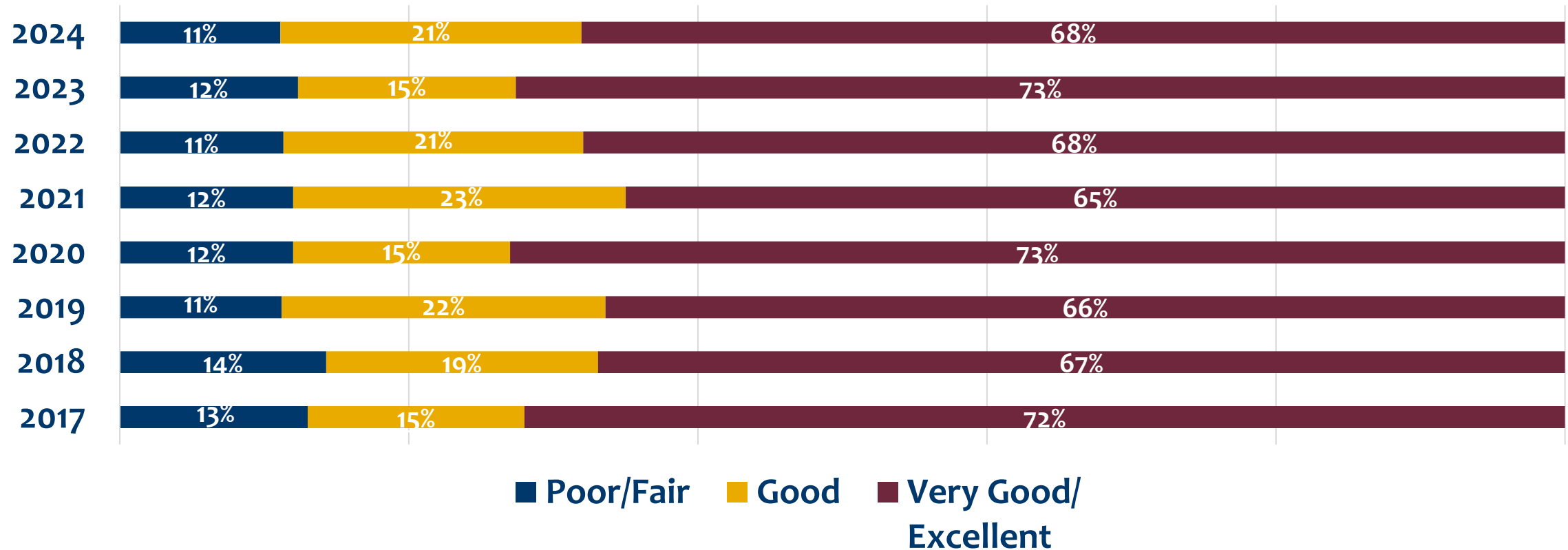
## Social Studies



	2018	2019	2020	2021	2022	2023	2024
Very Good/Excellent	68%	57%	68%	57%	49%	59%	64%
Good	18%	29%	17%	32%	28%	27%	29%
Poor/Fair	14%	14%	15%	11%	23%	14%	7%

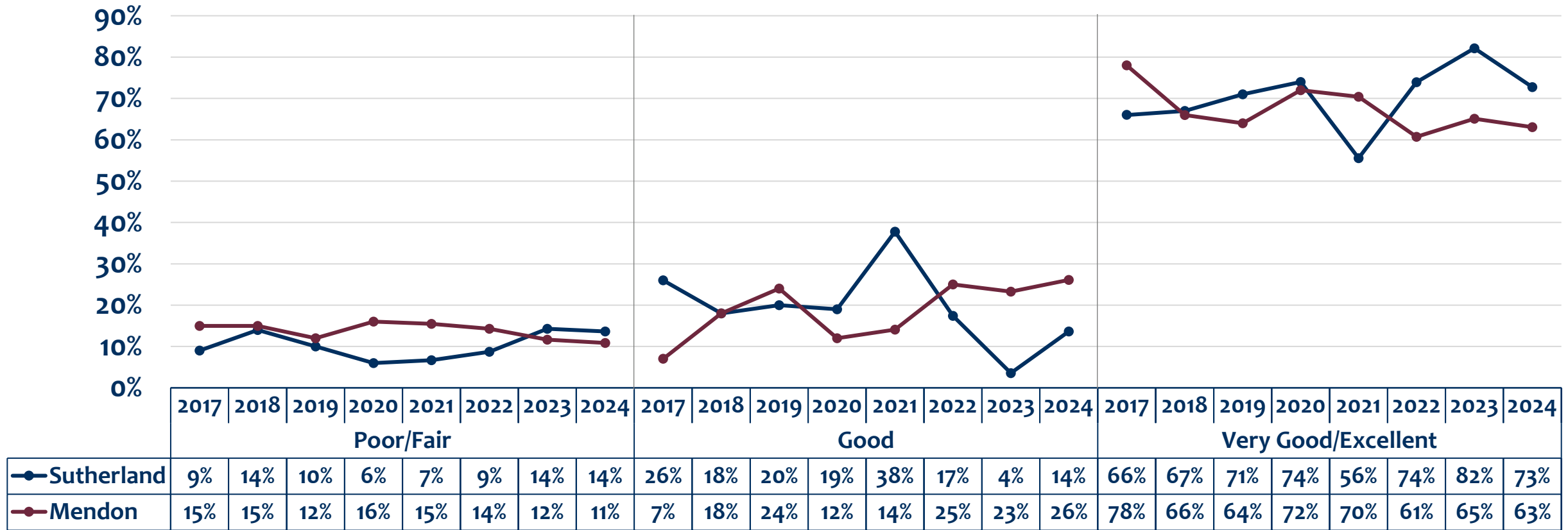
“To what degree did the Pittsford Central School District develop your knowledge in each of the areas below?”

### Math: Historical Comparison



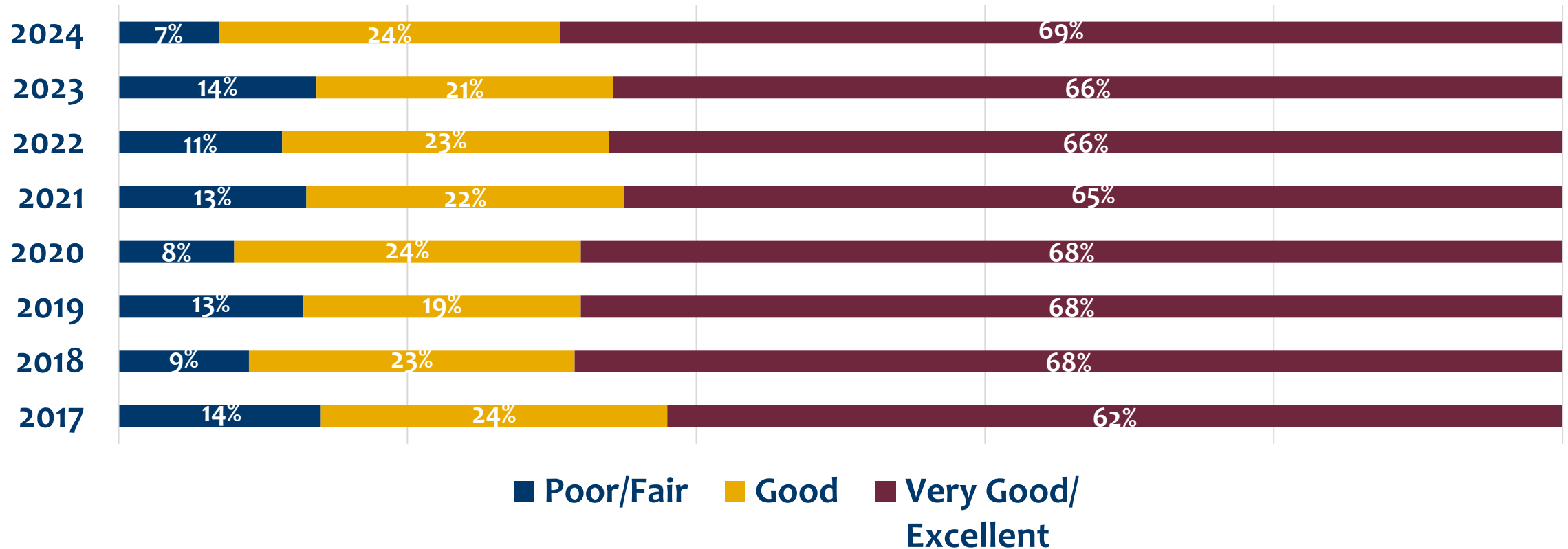
# “To what degree did the Pittsford Central School District develop your knowledge in each of the areas below?”

## Math: Historical Comparison by School



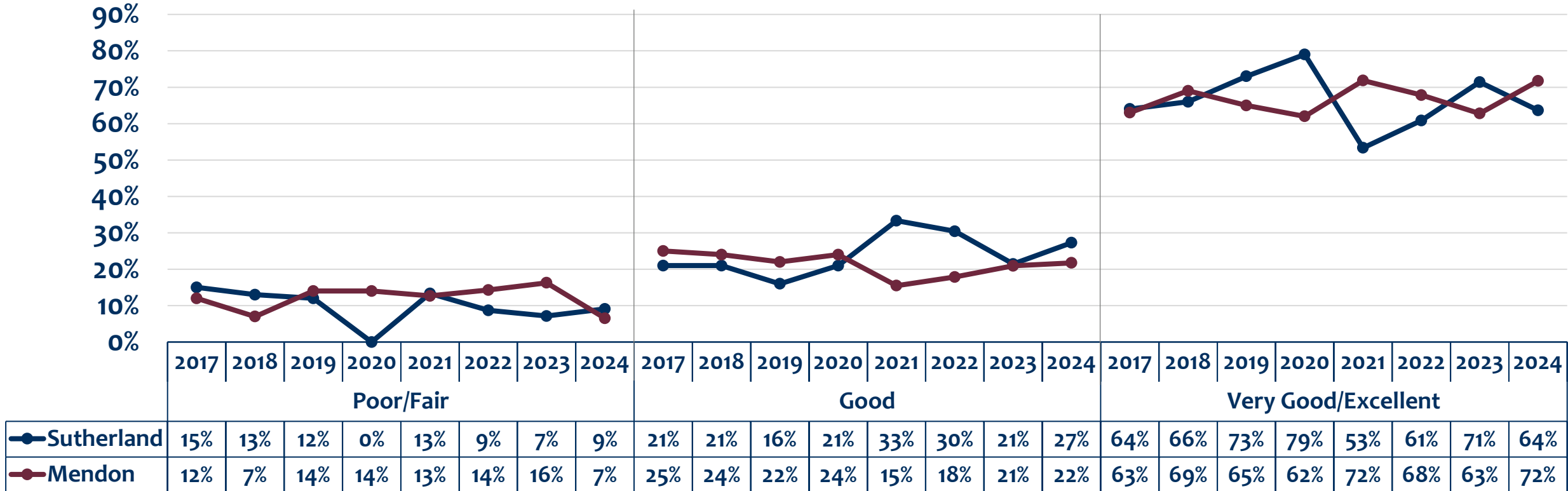
“To what degree did the Pittsford Central School District develop your knowledge in each of the areas below?”

### Science: Historical Comparison



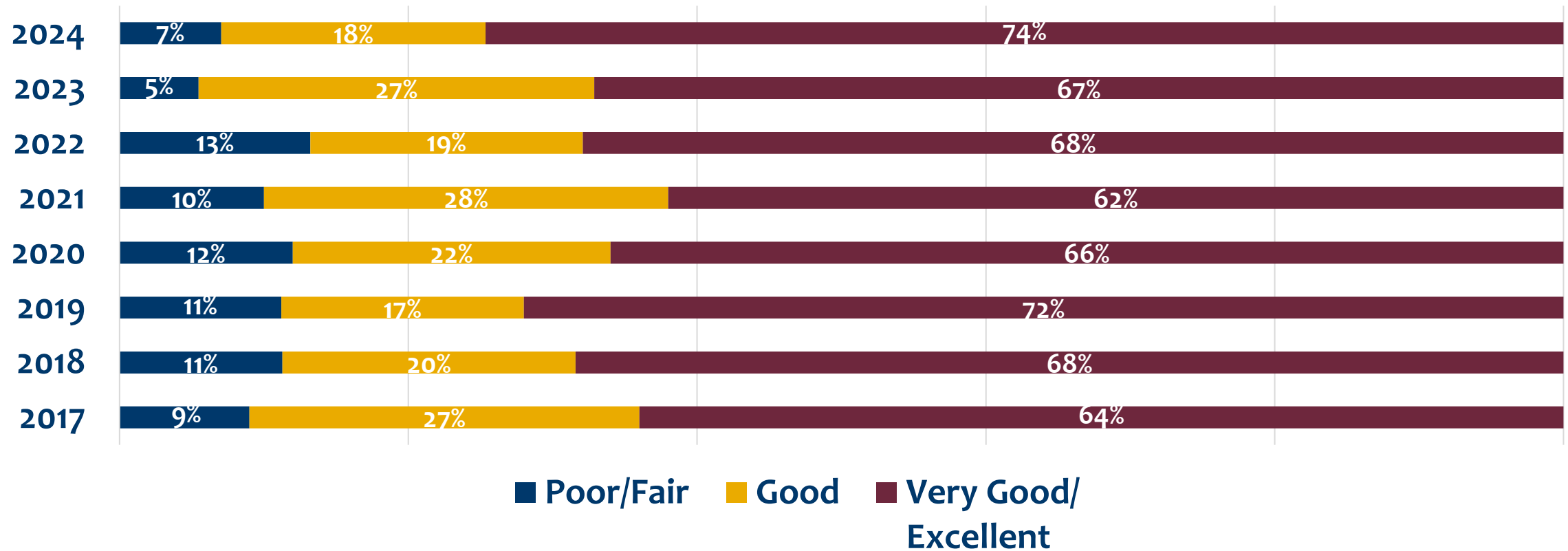
“To what degree did the Pittsford Central School District develop your knowledge in each of the areas below?”

### Science: Historical Comparison by School



“To what degree did the Pittsford Central School District develop your knowledge in each of the areas below?”

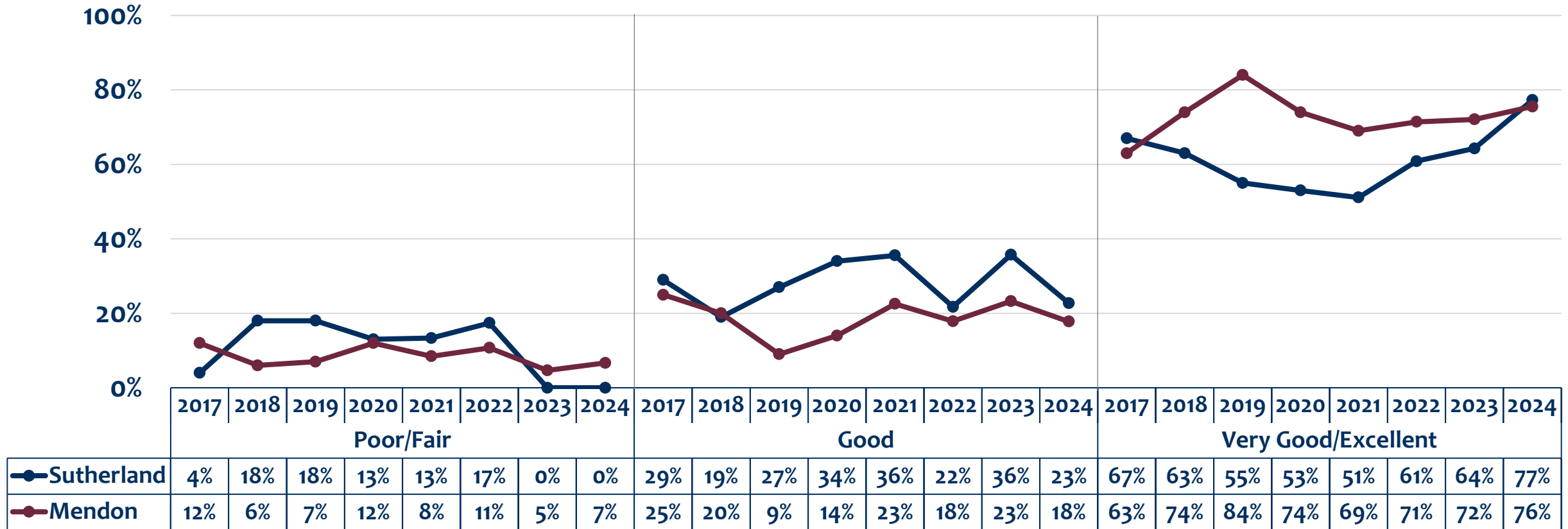
### English: Historical Comparison



Percentages may equal more or less than 100% due to rounding

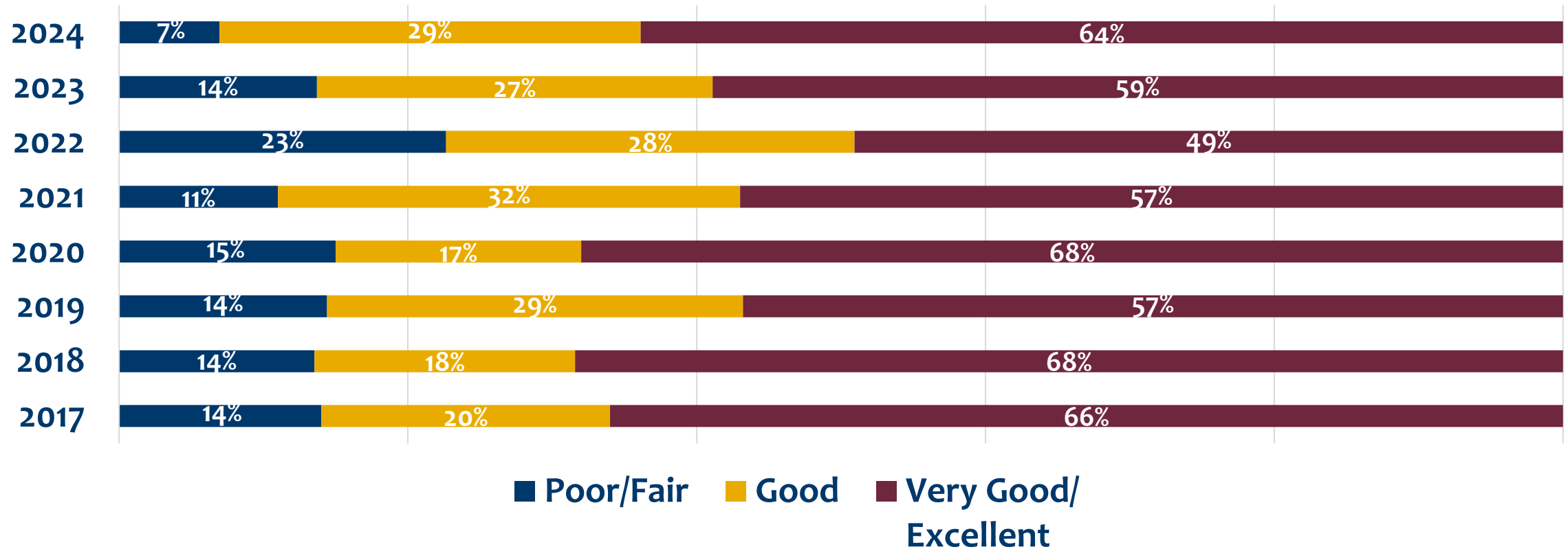
“To what degree did the Pittsford Central School District develop your knowledge in each of the areas below?”

### English: Historical Comparison by School



“To what degree did the Pittsford Central School District develop your knowledge in each of the areas below?”

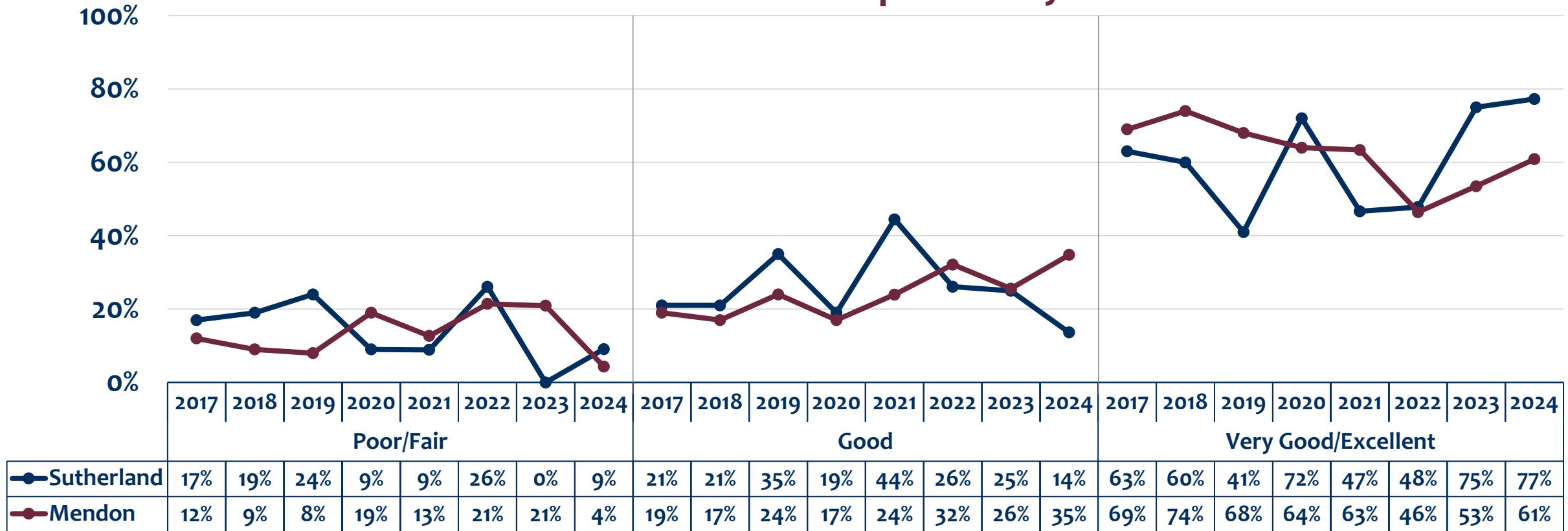
### Social Studies: Historical Comparison



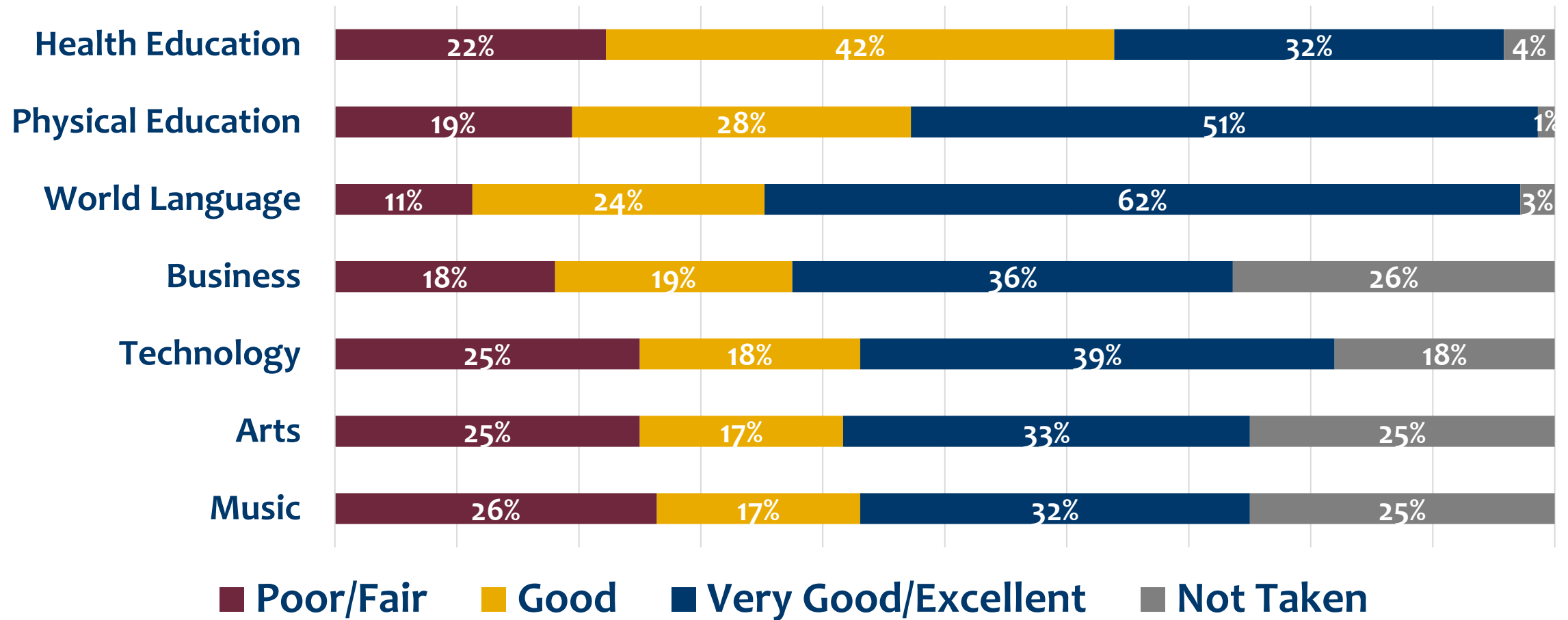
Percentages may equal more or less than 100% due to rounding

“To what degree did the Pittsford Central School District develop your knowledge in each of the areas below?”

### Social Studies: Historical Comparison by School



# “To what degree did the Pittsford Central School District develop your knowledge in each of the areas below?”

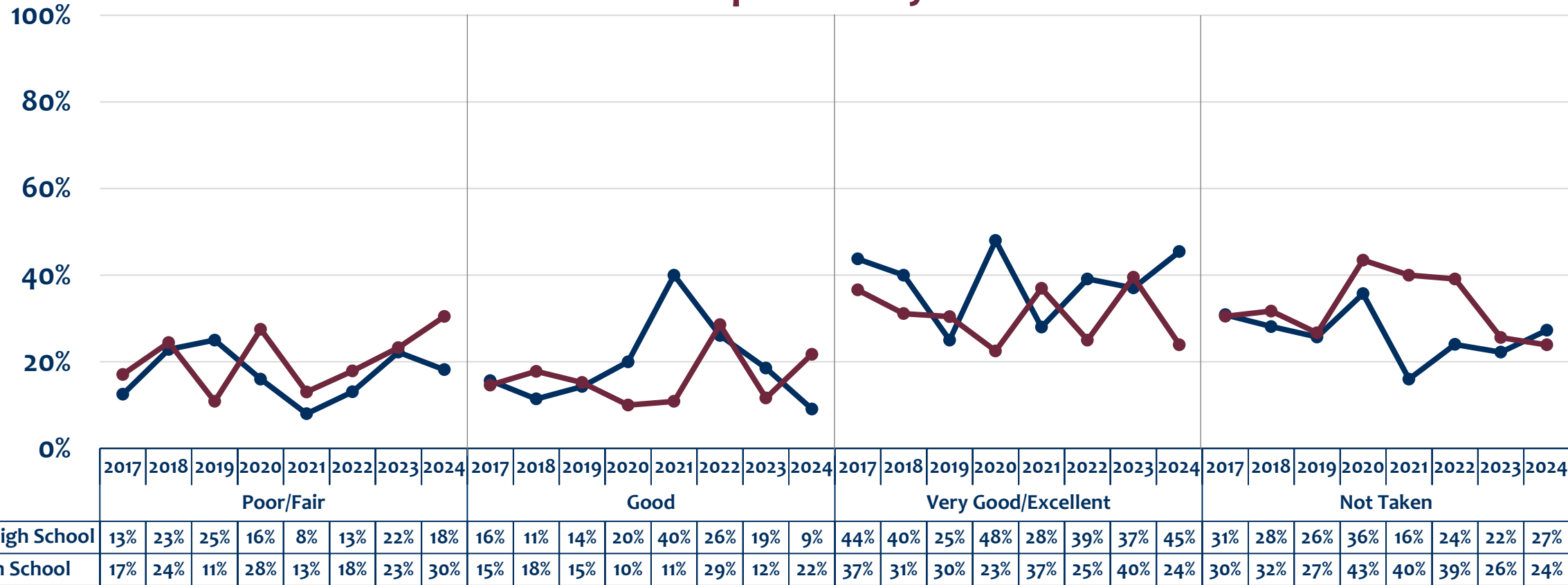


# Historical comparison of the survey question “To what degree did the Pittsford Central School District develop your knowledge in each of the areas below?”

	Poor/Fair								Good								Very Good/Excellent								Not Taken								
	2017	2018	2019	2020	2021	2022	2023	2024	2017	2018	2019	2020	2021	2022	2023	2024	2017	2018	2019	2020	2021	2022	2023	2024	2017	2018	2019	2020	2021	2022	2023	2024	
Music	15%	23%	16%	24%	11%	15%	24%	26%	15%	16%	15%	13%	22%	28%	14%	17%	39%	34%	28%	31%	34%	32%	36%	32%	32%	28%	41%	31%	33%	25%	26%	25%	
Arts	23%	24%	25%	23%	14%	23%	16%	25%	22%	20%	20%	13%	29%	30%	23%	17%	32%	29%	34%	31%	34%	30%	34%	33%	23%	27%	21%	33%	23%	17%	26%	25%	
Technology	18%	22%	19%	16%	13%	21%	16%	25%	16%	23%	14%	16%	24%	28%	25%	18%	27%	27%	24%	25%	26%	21%	33%	39%	38%	27%	43%	43%	37%	30%	26%	18%	
Business	21%	19%	21%	19%	19%	19%	30%	18%	21%	17%	20%	16%	23%	19%	15%	19%	27%	34%	28%	29%	34%	34%	23%	36%	31%	29%	31%	36%	23%	28%	32%	26%	
World Language	10%	25%	12%	18%	12%	17%	25%	11%	26%	27%	19%	14%	21%	29%	26%	24%	44%	27%	40%	47%	46%	50%	42%	61%	20%	21%	29%	21%	21%	4%	7%	3%	
Physical Education	22%	25%	23%	21%	29%	32%	30%	19%	36%	29%	37%	28%	32%	26%	22%	28%	37%	45%	39%	47%	38%	42%	44%	51%	5%	2%	1%	4%	1%	0%	4%	1%	
Health Education						47%	36%	22%						28%	30%	42%							25%	29%	32%						0%	5%	4%

“To what degree did the Pittsford Central School District develop your knowledge in each of the areas below?”

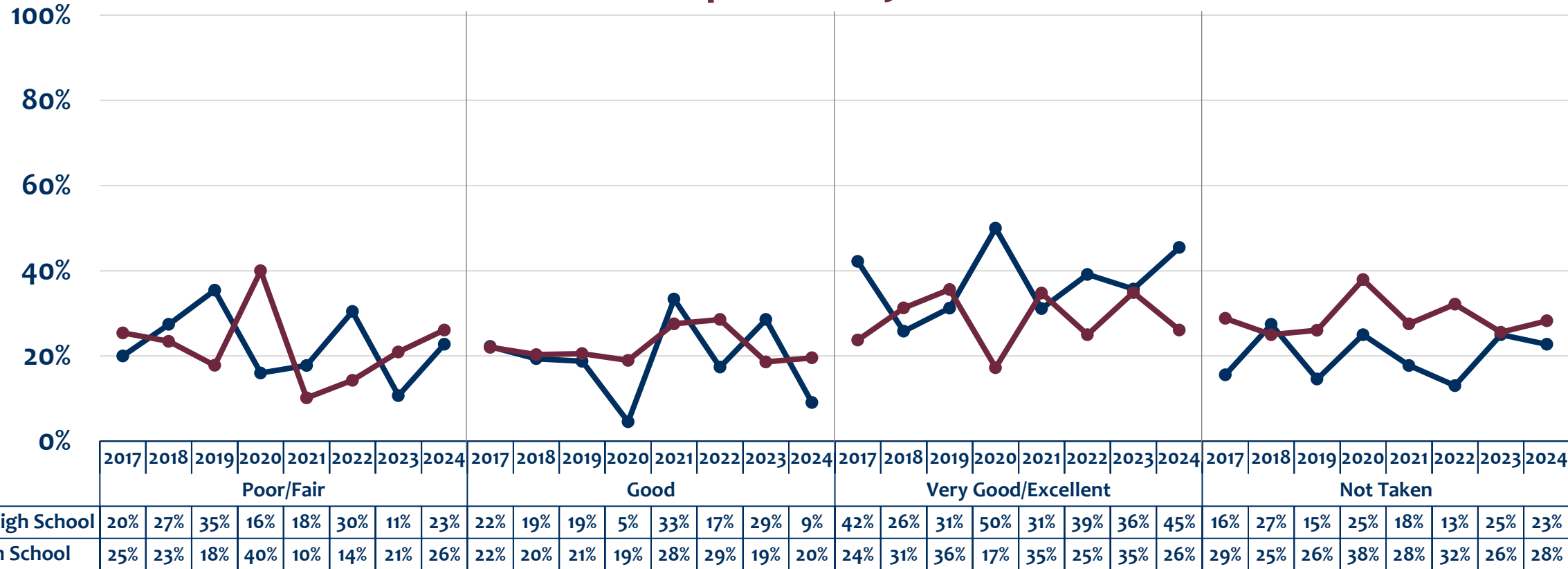
### Music: Historical Comparison by School



Percentages may equal more or less than 100% due to rounding.

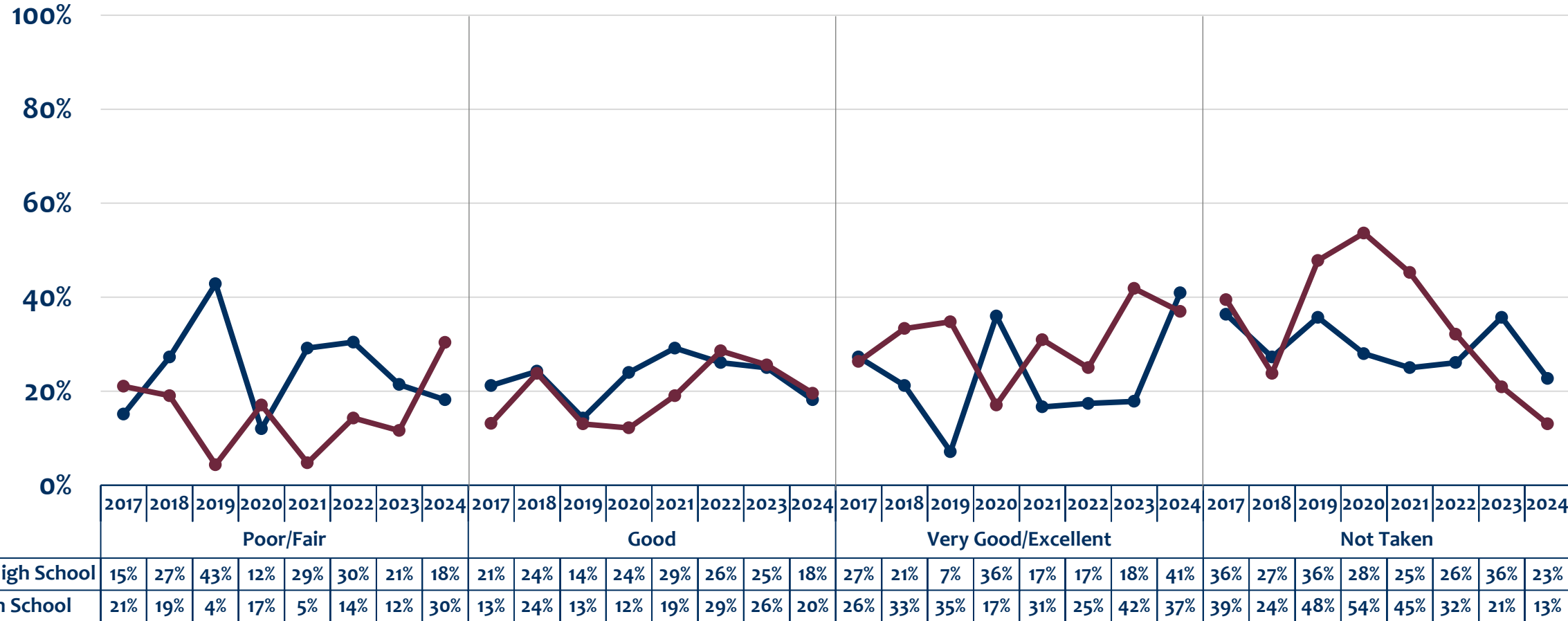
“To what degree did the Pittsford Central School District develop your knowledge in each of the areas below?”

### Art: Historical Comparison by School



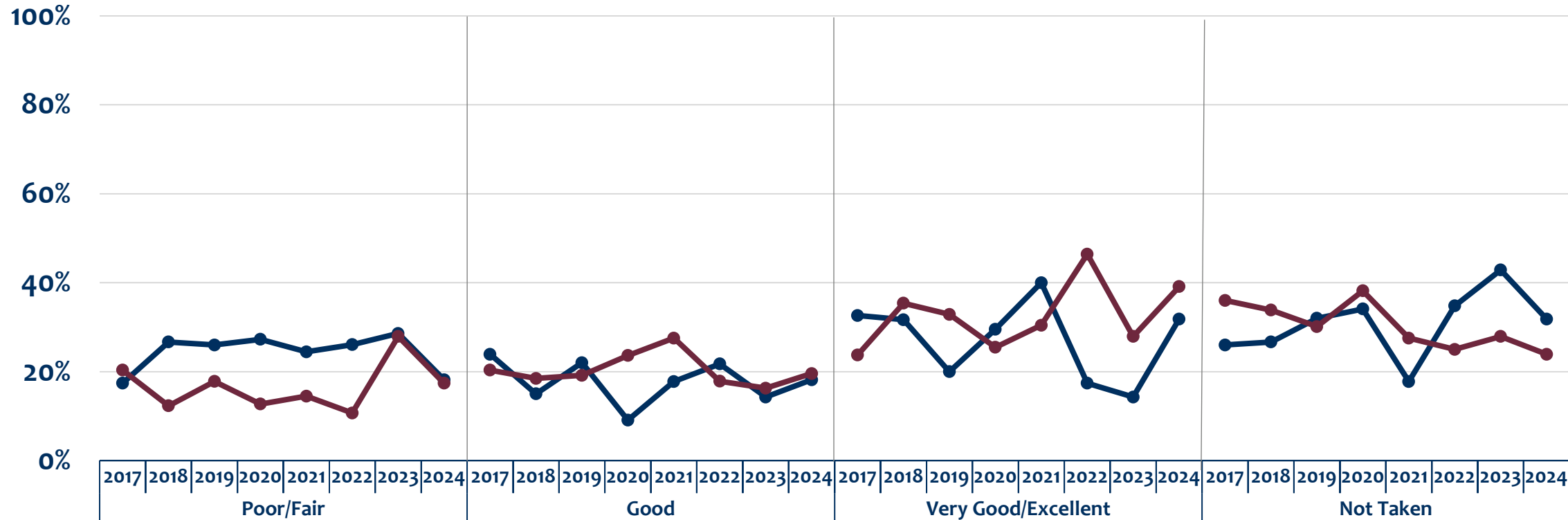
# “To what degree did the Pittsford Central School District develop your knowledge in each of the areas below?”

## Technology: Historical Comparison by School



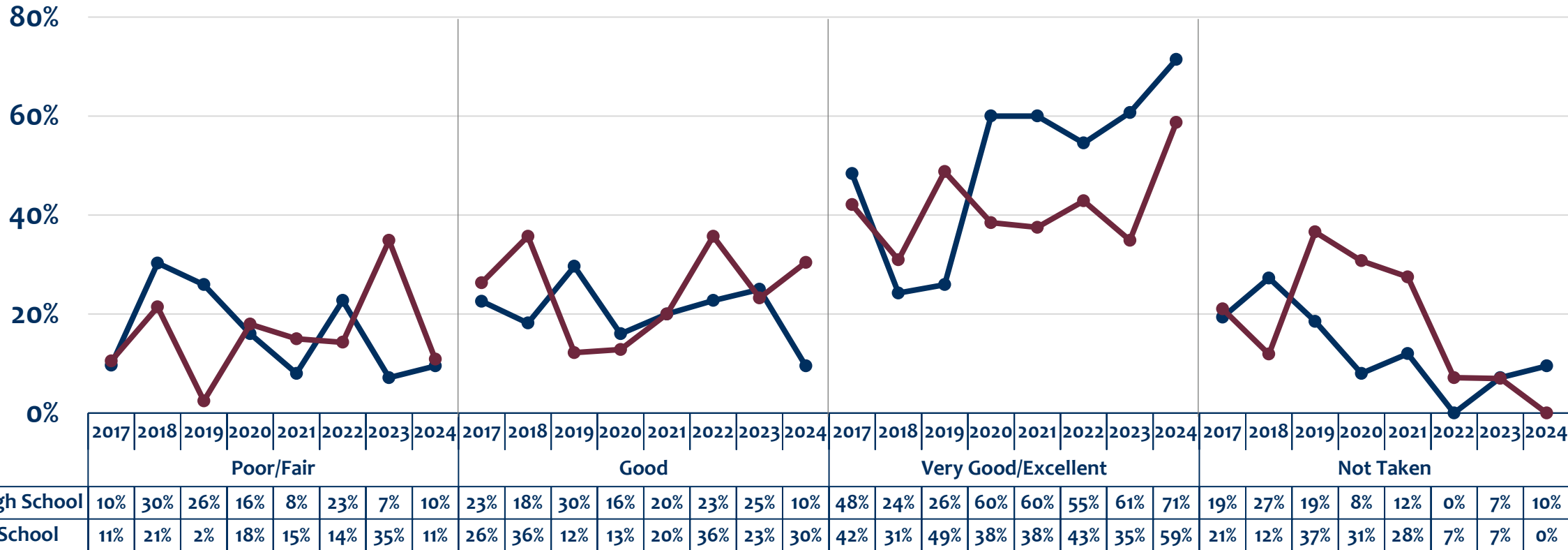
# “To what degree did the Pittsford Central School District develop your knowledge in each of the areas below?”

## Business: Historical Comparison by School



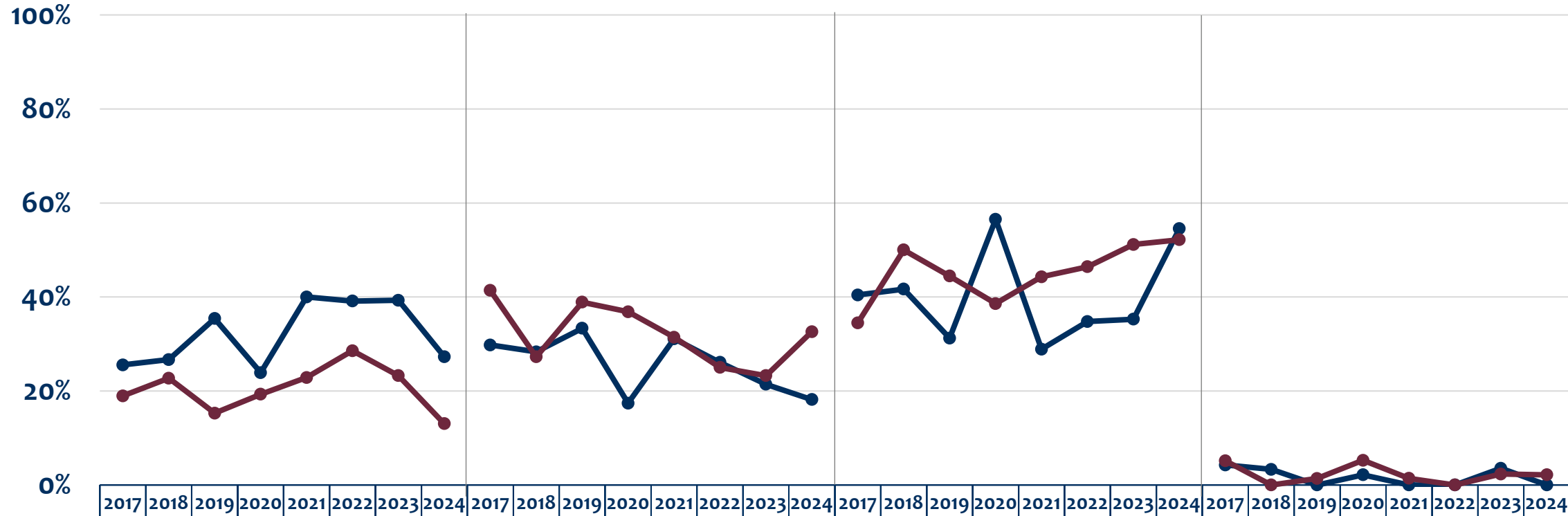
“To what degree did the Pittsford Central School District develop your knowledge in each of the areas below?”

### World Language: Historical Comparison by School



# “To what degree did the Pittsford Central School District develop your knowledge in each of the areas below?”

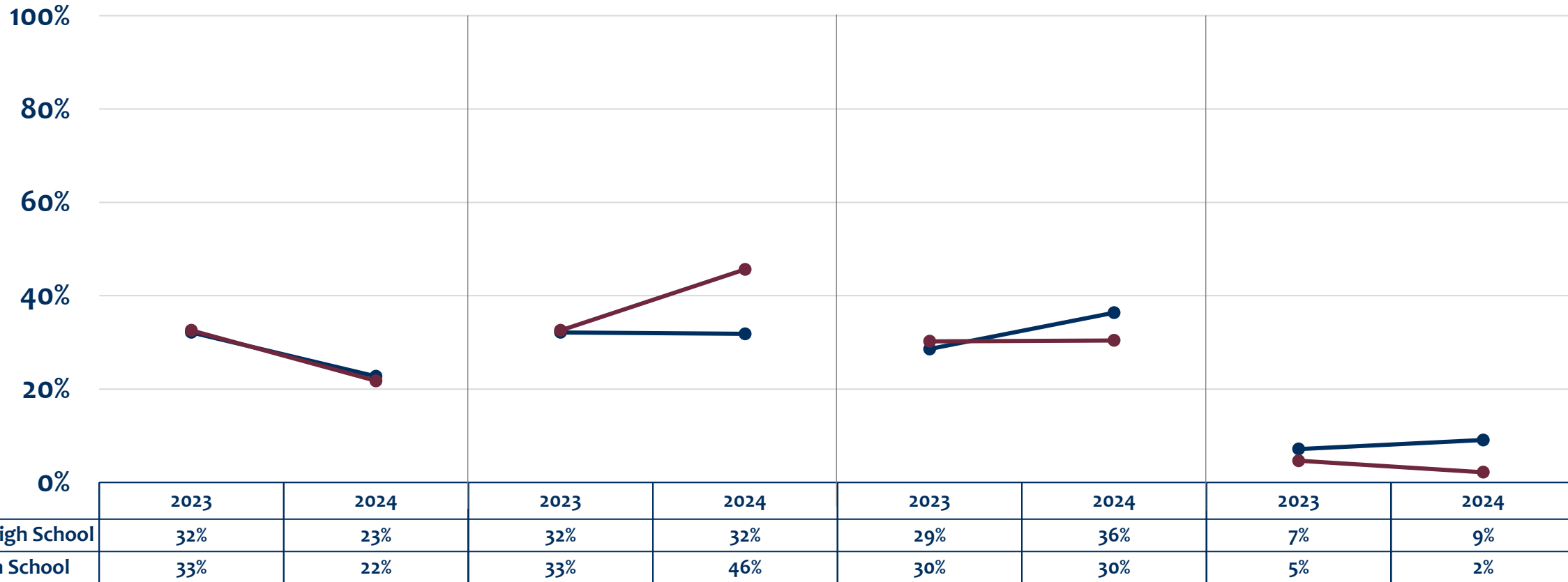
## Physical Education: Historical Comparison by School



	2017	2018	2019	2020	2021	2022	2023	2024	2017	2018	2019	2020	2021	2022	2023	2024	2017	2018	2019	2020	2021	2022	2023	2024	2017	2018	2019	2020	2021	2022	2023	2024
	Poor/Fair								Good								Very Good/Excellent								Not Taken							
● Sutherland High School	26%	27%	35%	24%	40%	39%	39%	27%	30%	28%	33%	17%	31%	26%	21%	18%	40%	42%	31%	57%	29%	35%	35%	55%	4%	3%	0%	2%	0%	0%	4%	0%
● Mendon High School	19%	23%	15%	19%	23%	29%	23%	13%	41%	27%	39%	37%	31%	25%	23%	33%	34%	50%	44%	39%	44%	46%	51%	52%	5%	0%	1%	5%	1%	0%	2%	2%

# “To what degree did the Pittsford Central School District develop your knowledge in each of the areas below?”

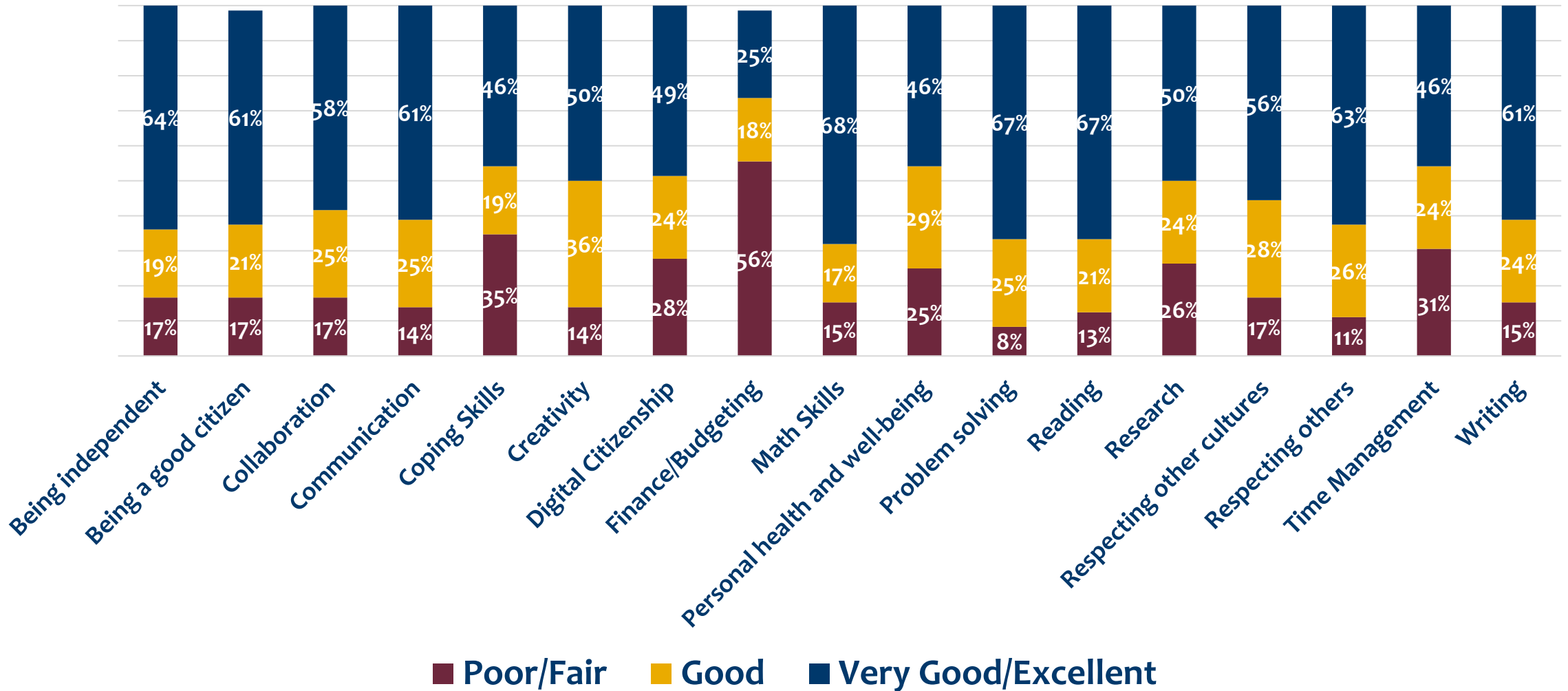
## Health Education: Historical Comparison by School



*Health Education added in 2022 as a new subject for this question*

*Percentages may equal more or less than 100% due to rounding.*

# “To what degree did the Pittsford Central School District develop your skills in each of the areas below?”

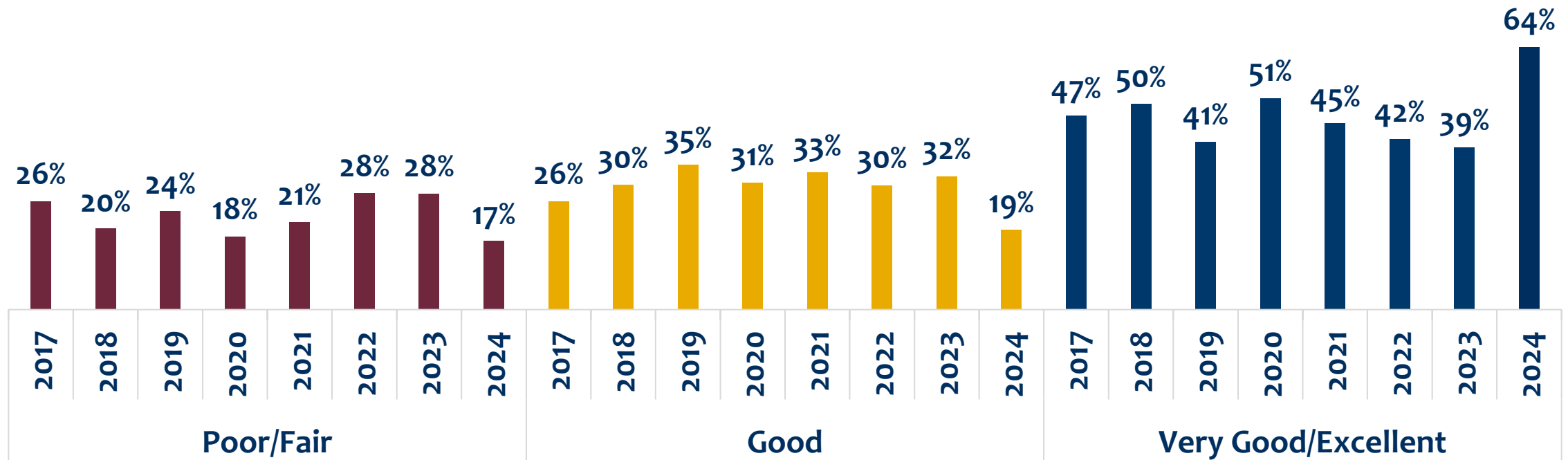


Question 11  
72 Responses

Percentages may equal more or less than 100% due to rounding

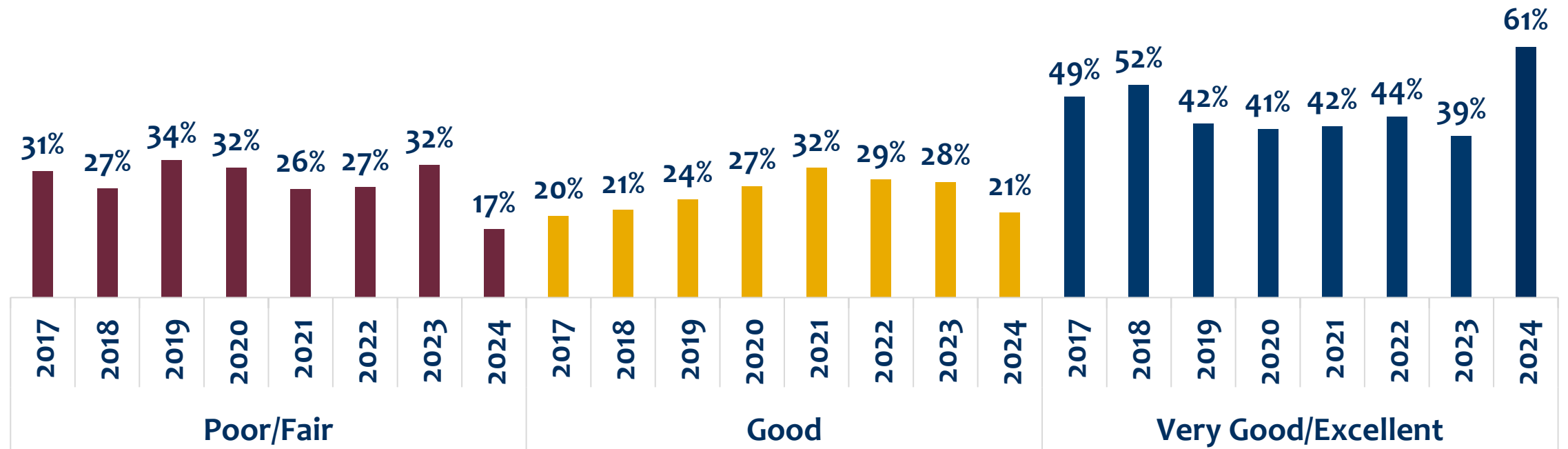
# “To what degree did the Pittsford Central School District develop your skills in each of these areas?”

## Being Independent: Historical Comparison



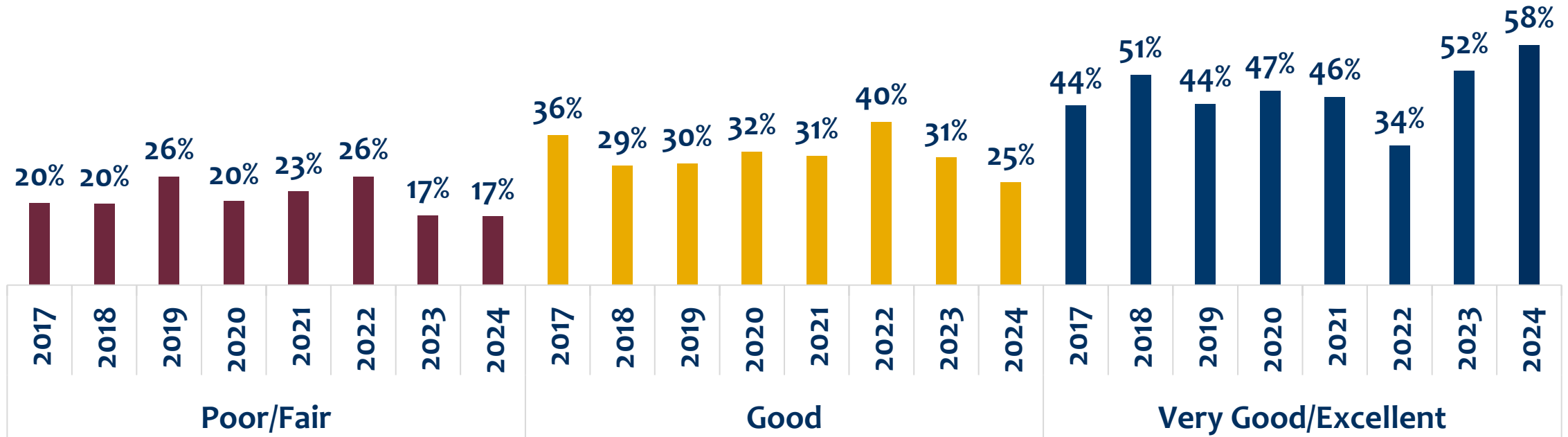
# “To what degree did the Pittsford Central School District develop your skills in each of these areas?”

## Being a Good Citizen: Historical Comparison



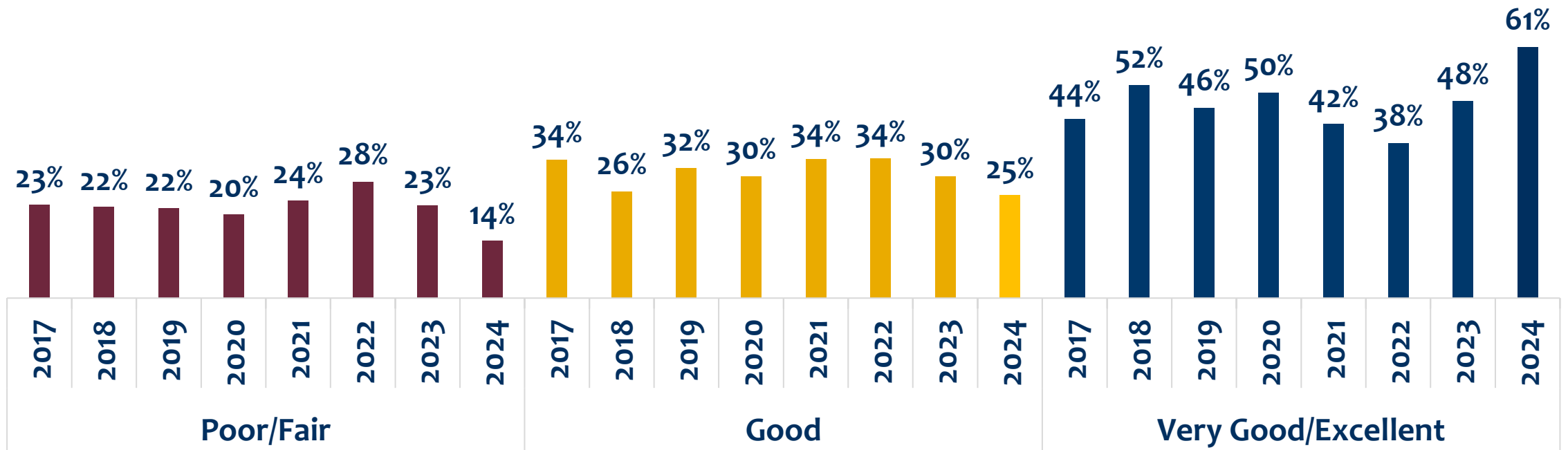
# “To what degree did the Pittsford Central School District develop your skills in each of these areas?”

## Collaboration: Historical Comparison



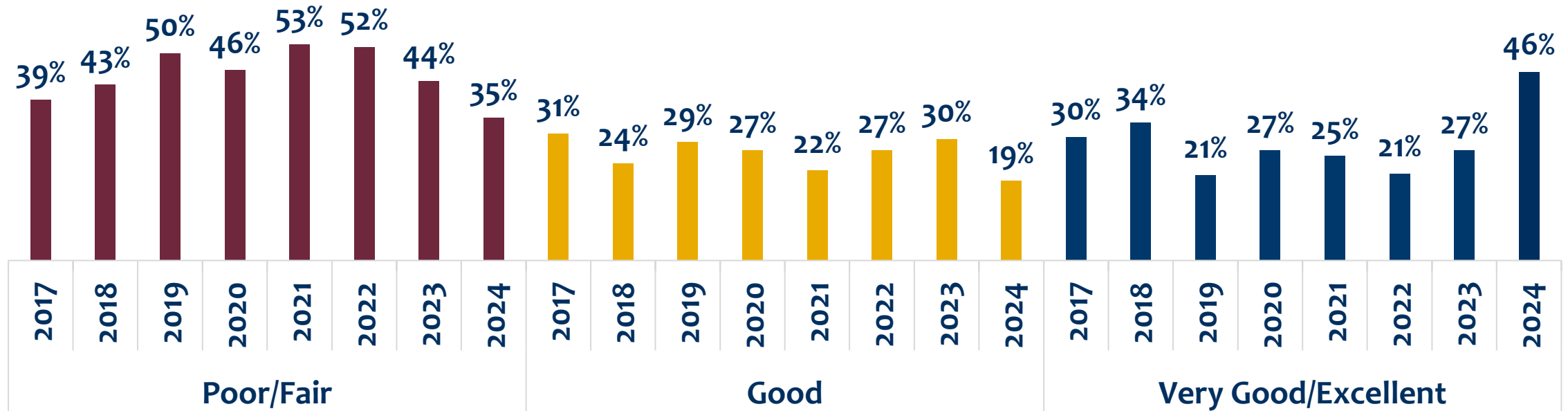
# “To what degree did the Pittsford Central School District develop your skills in each of these areas?”

## Communication: Historical Comparison



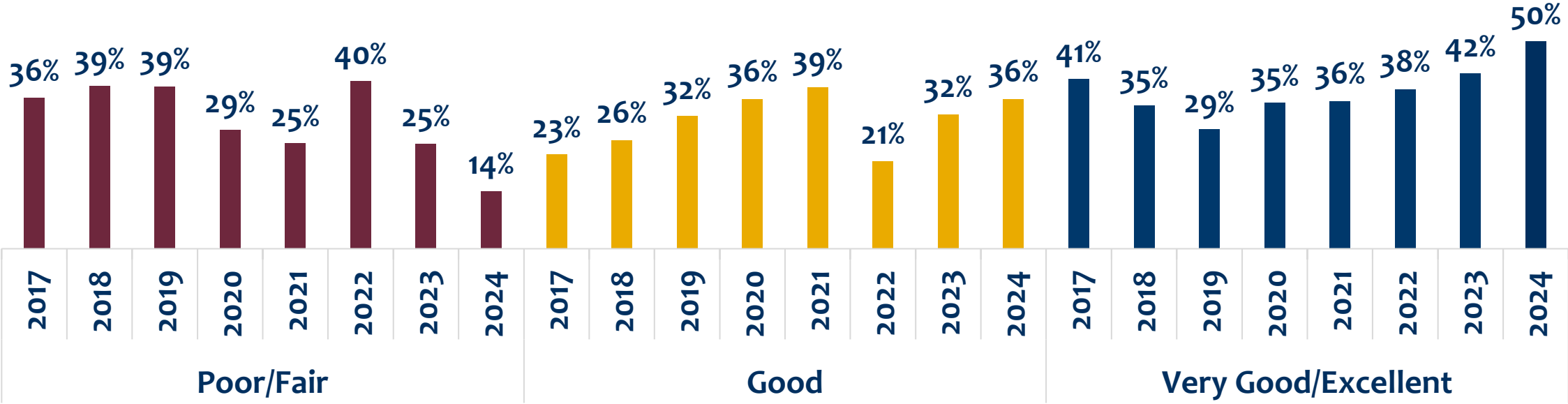
# “To what degree did the Pittsford Central School District develop your skills in each of these areas?”

## Coping Skills: Historical Comparison



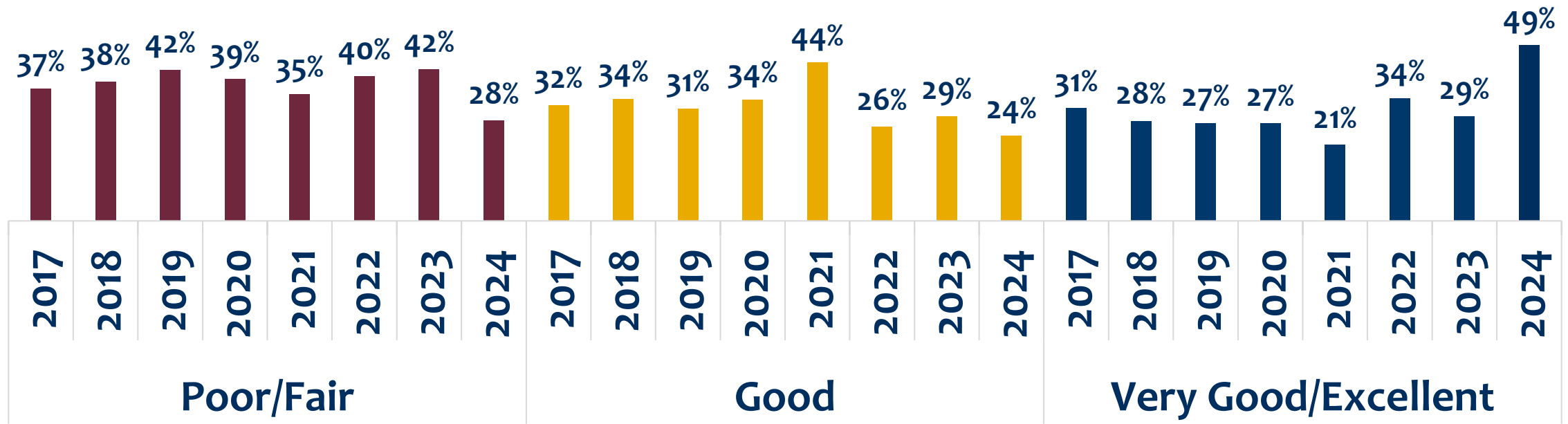
# “To what degree did the Pittsford Central School District develop your skills in each of these areas?”

## Creativity: Historical Comparison



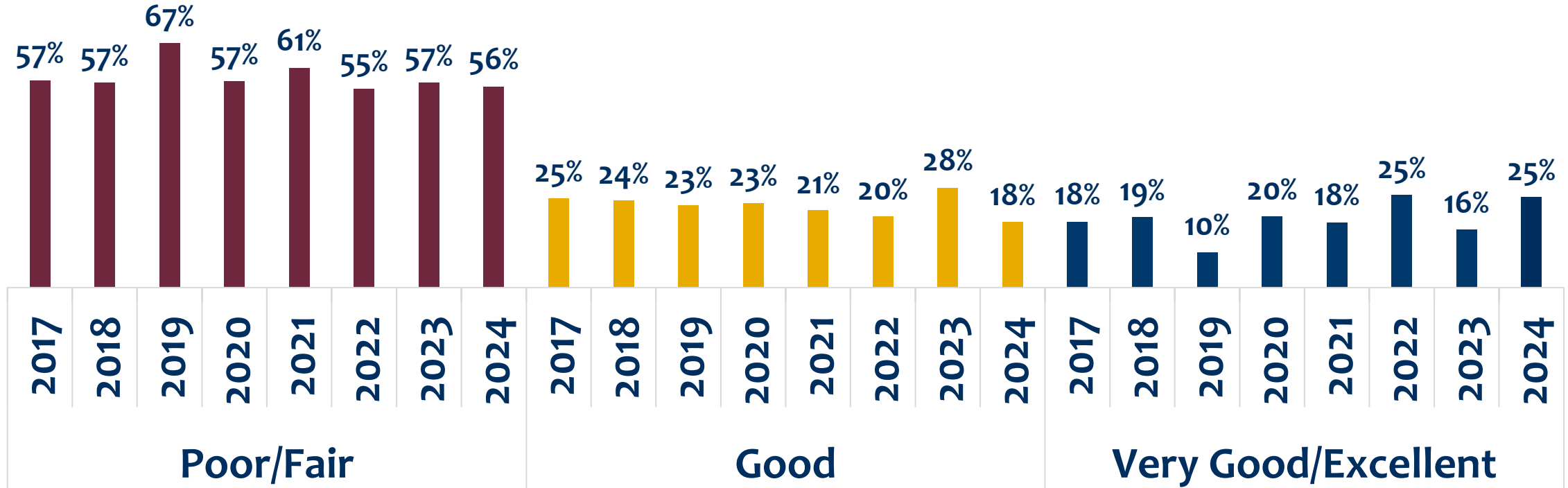
# “To what degree did the Pittsford Central School District develop your skills in each of these areas?”

## Digital Citizenship: Historical Comparison



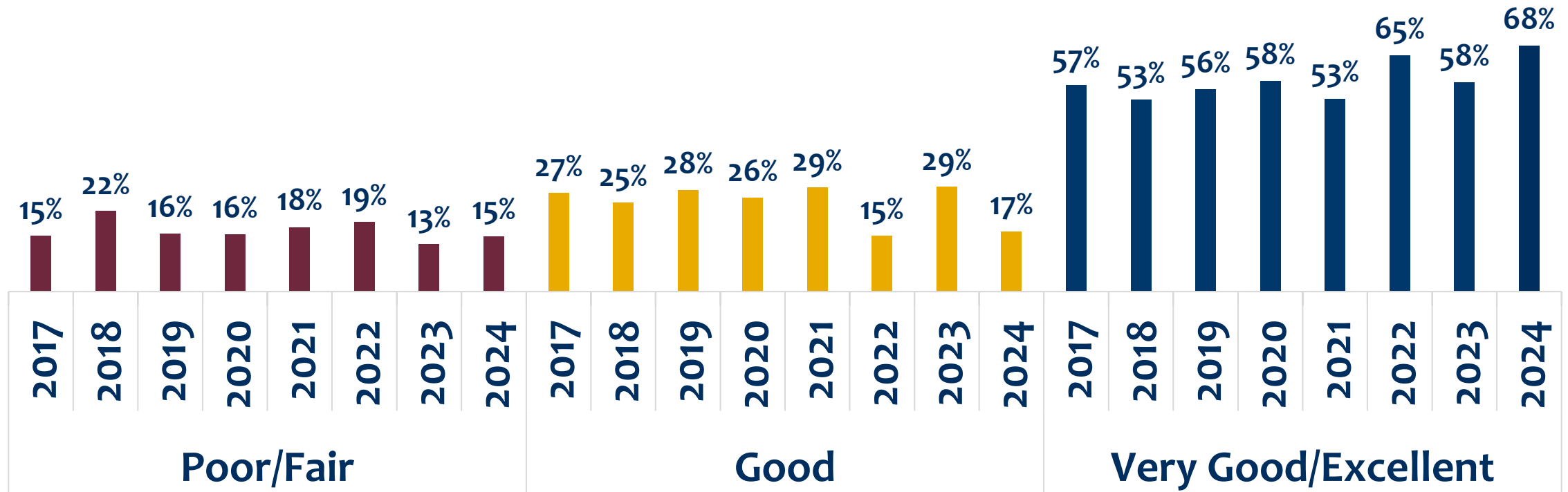
# “To what degree did the Pittsford Central School District develop your skills in each of these areas?”

## Finance and Budgeting: Historical Comparison



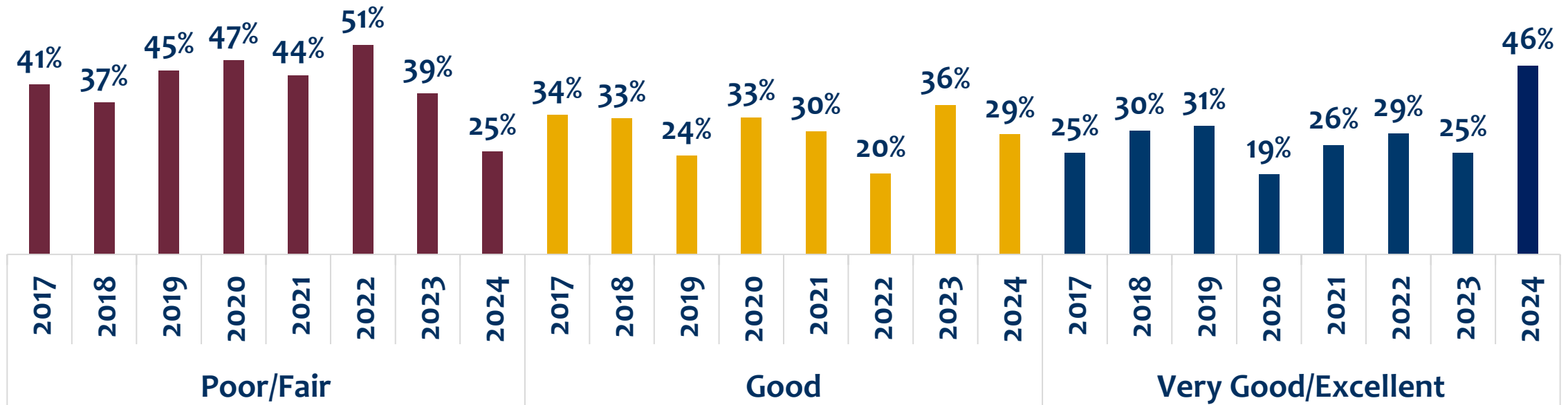
# “To what degree did the Pittsford Central School District develop your skills in each of these areas?”

## Math Skills: Historical Comparison



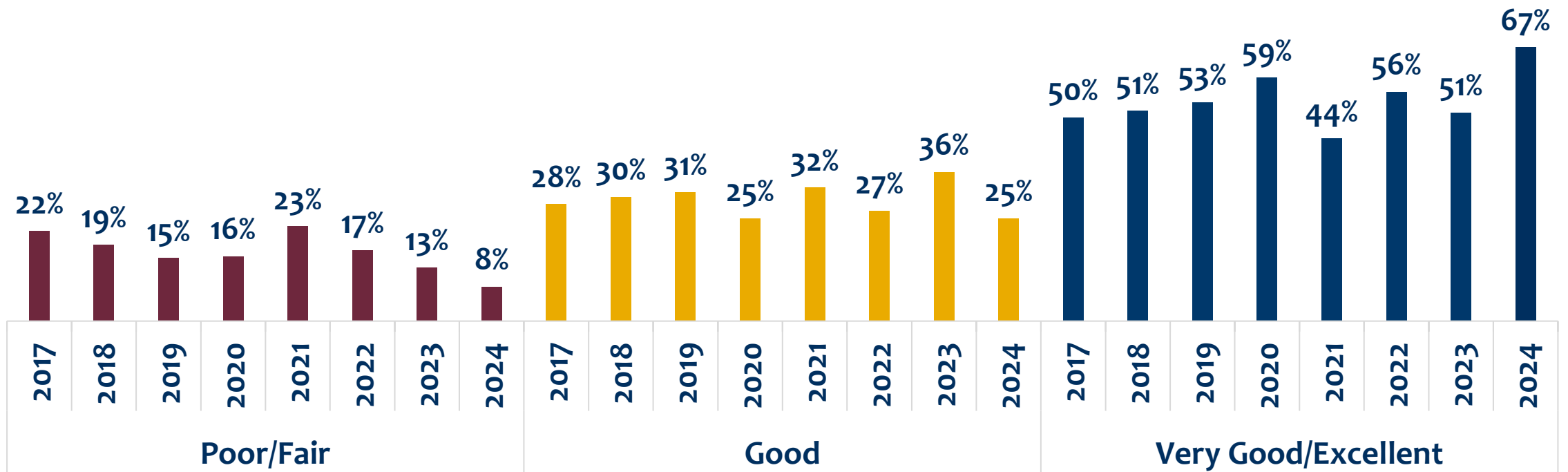
# “To what degree did the Pittsford Central School District develop your skills in each of these areas?”

## Personal Health and Well-being: Historical Comparison



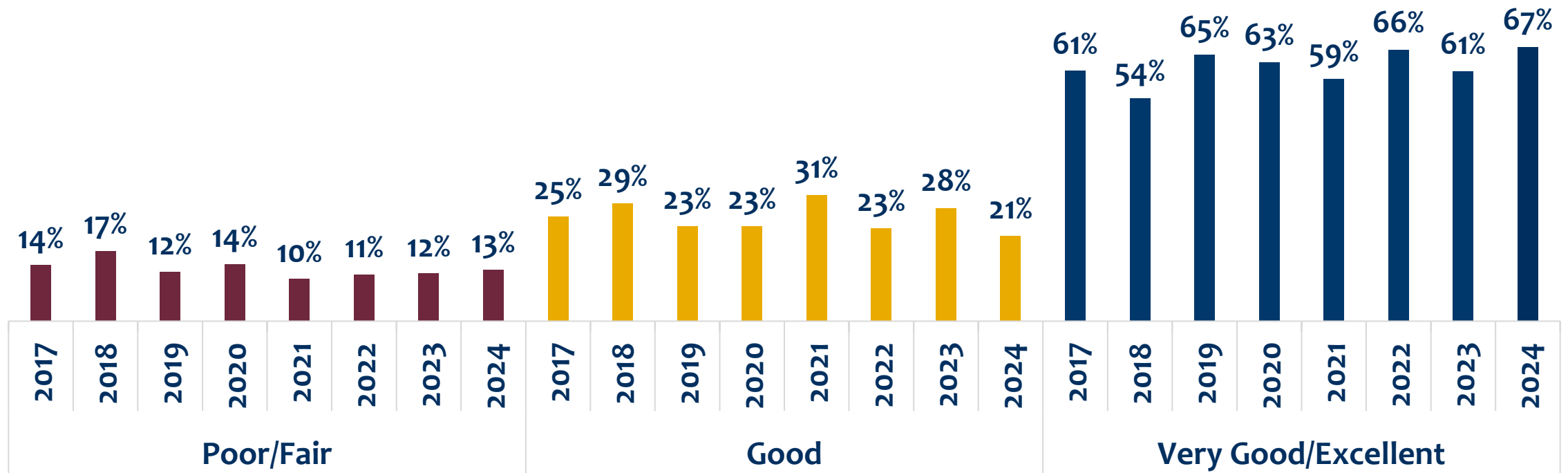
# “To what degree did the Pittsford Central School District develop your skills in each of these areas?”

## Problem Solving: Historical Comparison



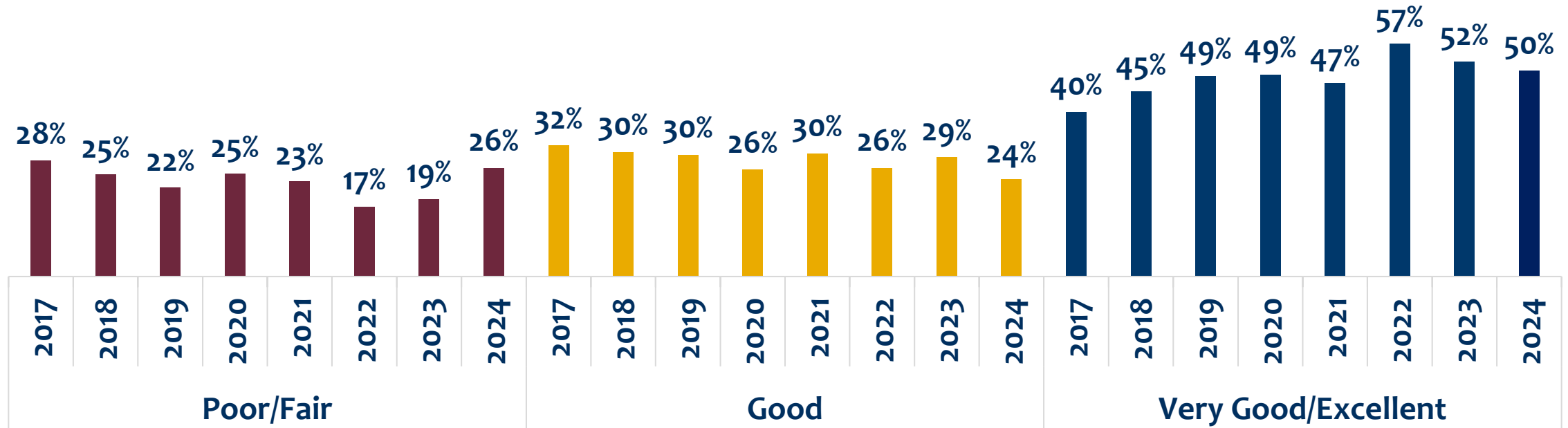
# “To what degree did the Pittsford Central School District develop your skills in each of these areas?”

## Reading: Historical Comparison



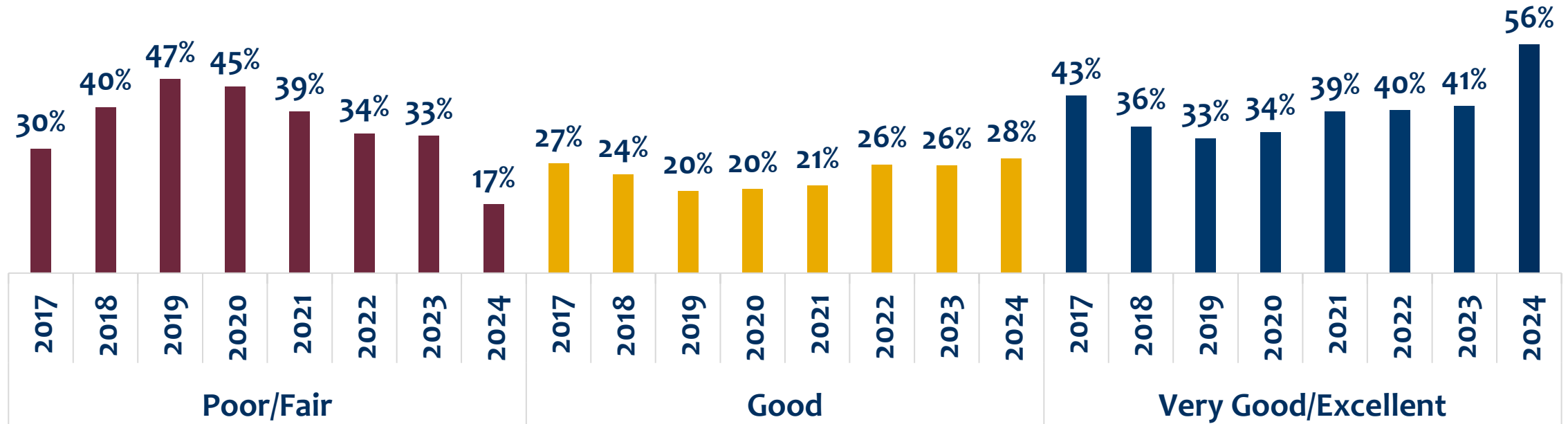
# “To what degree did the Pittsford Central School District develop your skills in each of these areas?”

## Research: Historical Comparison



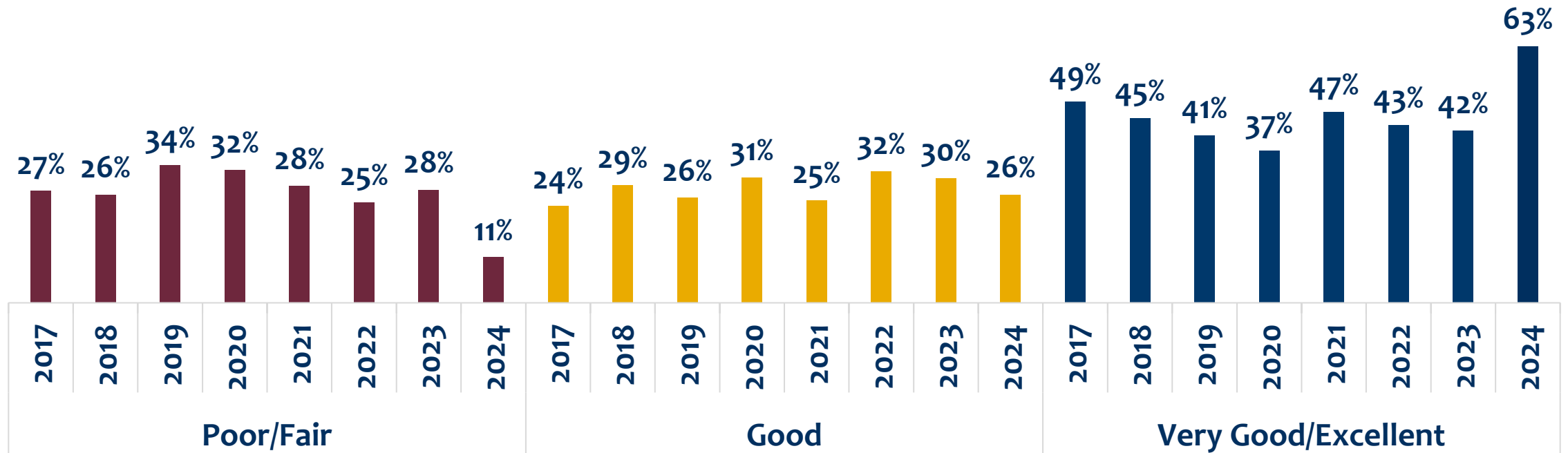
# “To what degree did the Pittsford Central School District develop your skills in each of these areas?”

## Respecting Other Cultures: Historical Comparison



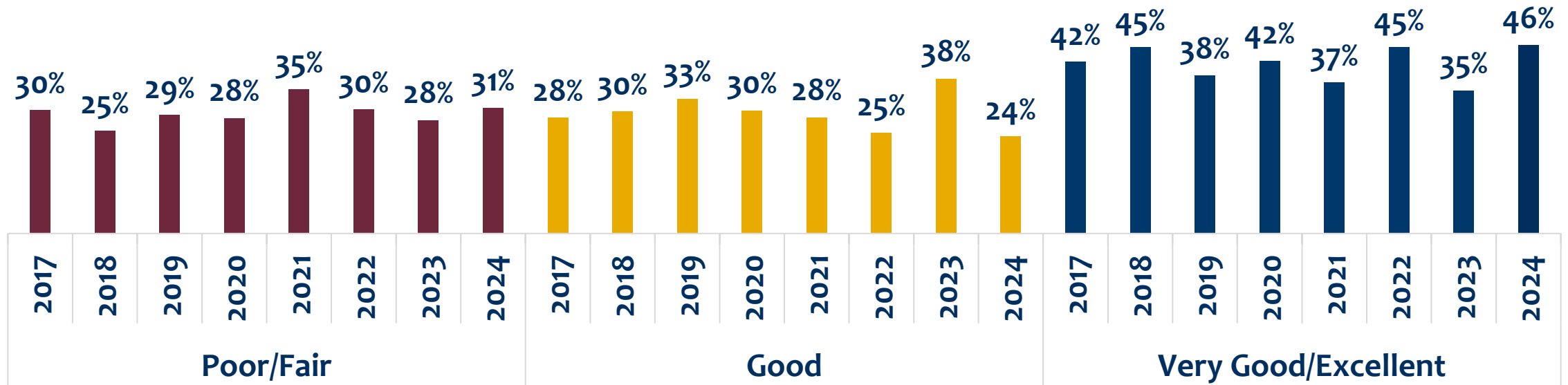
# “To what degree did the Pittsford Central School District develop your skills in each of these areas?”

## Respecting Others: Historical Comparison



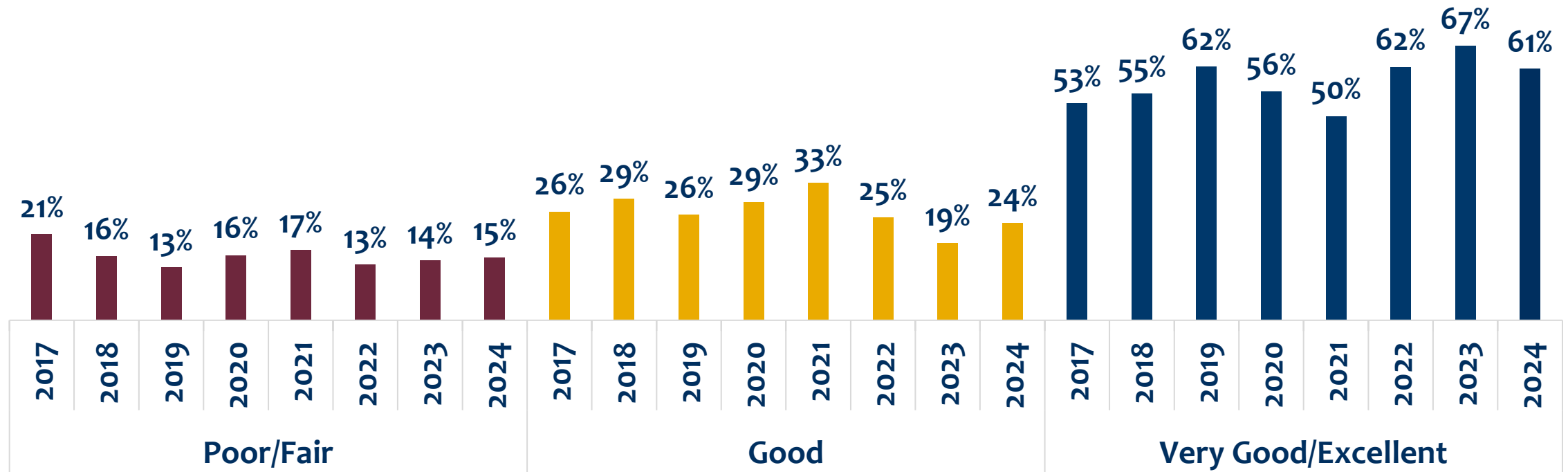
# “To what degree did the Pittsford Central School District develop your skills in each of these areas?”

## Time Management: Historical Comparison



# “To what degree did the Pittsford Central School District develop your skills in each of these areas?”

## Writing: Historical Comparison



Percentages may equal more or less than 100% due to rounding

# Historical comparison of the survey question “To what degree did the Pittsford Central School District develop your skills in each of these areas?”

	Poor/Fair								Good								Very Good/Excellent							
	2017	2018	2019	2020	2021	2022	2023	2024	2017	2018	2019	2020	2021	2022	2023	2024	2017	2018	2019	2020	2021	2022	2023	2024
Being Independent	26%	20%	24%	18%	21%	28%	28%	17%	26%	20%	24%	18%	21%	28%	28%	19%	47%	50%	41%	51%	45%	42%	39%	64%
Being a Good Citizen	31%	27%	34%	32%	26%	27%	32%	17%	31%	27%	34%	32%	26%	27%	32%	21%	49%	52%	42%	41%	42%	44%	39%	61%
Collaboration	20%	20%	26%	20%	23%	26%	17%	17%	20%	20%	26%	20%	23%	26%	17%	25%	44%	51%	44%	47%	46%	34%	52%	58%
Communication	23%	22%	22%	20%	24%	28%	23%	14%	23%	22%	22%	20%	24%	28%	23%	25%	44%	52%	46%	50%	42%	38%	48%	61%
Coping Skills	39%	43%	50%	46%	53%	52%	44%	35%	39%	43%	50%	46%	53%	52%	44%	19%	30%	34%	21%	27%	25%	21%	27%	46%
Creativity	36%	39%	39%	29%	25%	40%	25%	14%	36%	39%	39%	29%	25%	40%	25%	36%	41%	35%	29%	35%	36%	38%	42%	50%
Digital Citizenship	37%	38%	42%	39%	35%	40%	42%	28%	37%	38%	42%	39%	35%	40%	42%	24%	31%	28%	27%	27%	21%	34%	29%	49%
Finance and Budgeting	57%	57%	67%	57%	61%	55%	57%	56%	57%	57%	67%	57%	61%	55%	57%	18%	18%	19%	10%	20%	18%	25%	16%	25%
Math Skills	15%	22%	16%	16%	18%	19%	13%	15%	15%	22%	16%	16%	18%	19%	13%	17%	57%	53%	56%	58%	53%	65%	58%	68%
Personal Health and Well-being	41%	37%	45%	47%	44%	51%	39%	25%	41%	37%	45%	47%	44%	51%	39%	29%	25%	30%	31%	19%	26%	29%	25%	46%
Problem Solving	22%	19%	15%	16%	23%	17%	13%	8%	22%	19%	15%	16%	23%	17%	13%	25%	50%	51%	53%	59%	44%	56%	51%	67%
Reading	14%	17%	12%	14%	10%	11%	12%	13%	14%	17%	12%	14%	10%	11%	12%	21%	61%	54%	65%	63%	59%	66%	61%	67%
Research	28%	25%	22%	25%	23%	17%	19%	26%	28%	25%	22%	25%	23%	17%	19%	24%	40%	45%	49%	49%	47%	57%	52%	50%
Respecting Other Cultures	30%	40%	47%	45%	39%	34%	33%	17%	30%	40%	47%	45%	39%	34%	33%	28%	43%	36%	33%	34%	39%	40%	41%	56%
Respecting Others	27%	26%	34%	32%	28%	25%	28%	11%	27%	26%	34%	32%	28%	25%	28%	26%	49%	45%	41%	37%	47%	43%	42%	63%
Time Management	30%	25%	29%	28%	35%	30%	28%	31%	30%	25%	29%	28%	35%	30%	28%	24%	42%	45%	38%	42%	37%	45%	35%	46%
Writing	21%	16%	13%	16%	17%	13%	14%	15%	21%	16%	13%	16%	17%	13%	14%	24%	53%	55%	62%	56%	50%	62%	67%	61%

*Percentages may equal more or less than 100% due to rounding*

# “What are things you participated in while a student at Pittsford that helped you become a good citizen?”



## Community Service and Volunteering:

Many responses referenced offering time, effort, and care to help others both inside and outside of school. Interact Club, Volunteer Club, Varsity Club, and general volunteering were experiences that built empathy, responsibility and a sense of duty toward others.



## Cultural Awareness:

Alumni who participated in Best Buddies, Heritage Club and educational events centered on inclusion, learned to challenge bias, build empathy, and promote a welcoming community. These activities deepened understanding of diversity, promoted respect across differences, and encouraged alumni to advocate for equity.



## Civic Knowledge and Government Participation:

Courses such as AP Government, participating in public meetings, or joining Model UN built civic literacy and real-world engagement. These activities helped alumni understand how government works, how to participate in civic life, and how to engage in meaningful advocacy.



## Leadership, Collaboration and Communication:

Alumni noted leadership positions in various clubs, the morning show, literary magazine, as well as organizing school events as roles that built confidence and teach students how to work productively with others. These activities develop leadership abilities, teamwork skills, and the ability to communicate effectively.



## Sports and the Arts:

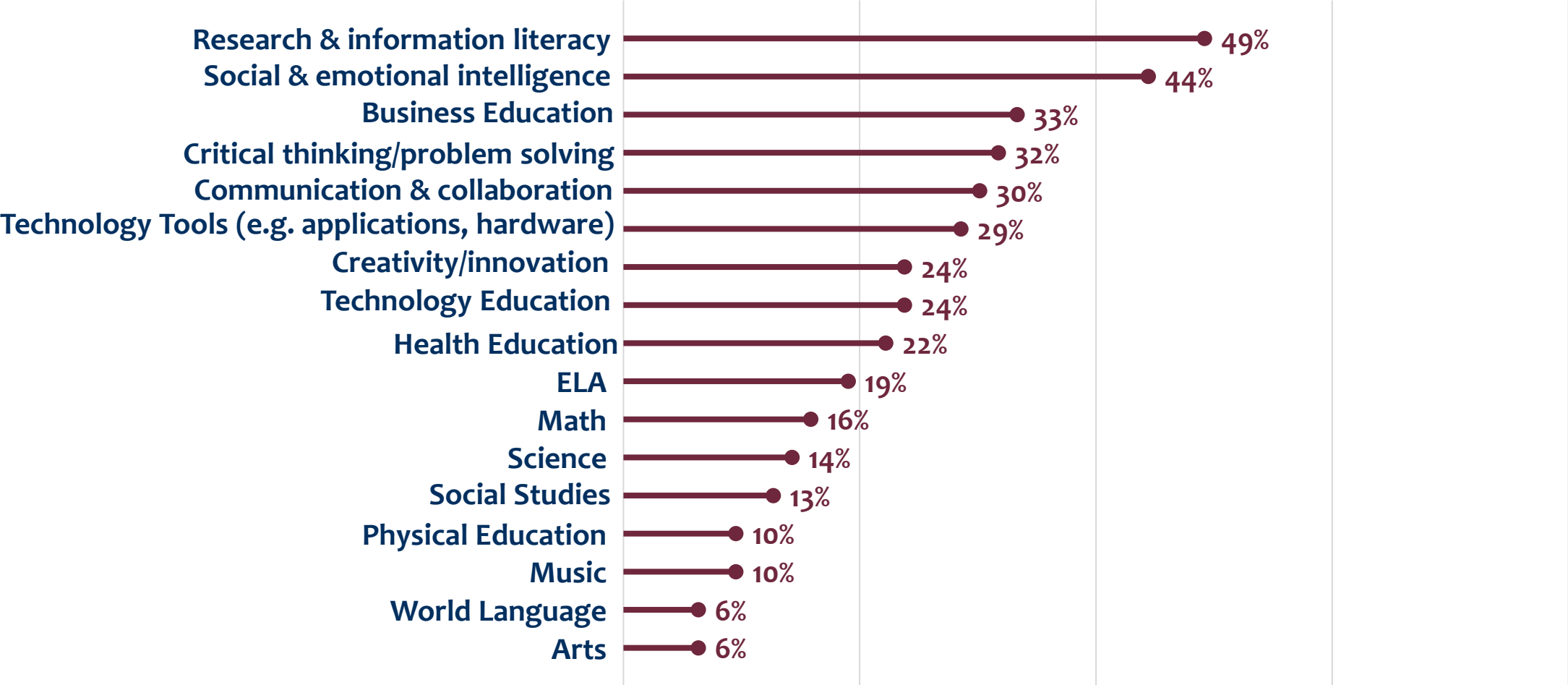
Sports, music, theater, and performing arts reinforce cooperation, discipline, and mutual respect. Many alumni mentioned school sports, band, orchestra, jazz band, theater and choir, as spaces where they learned teamwork and built strong community connections.

## Question 12

48 Written Responses, 69 Skipped

*AI Summary: Ranked Top Five Mentions*

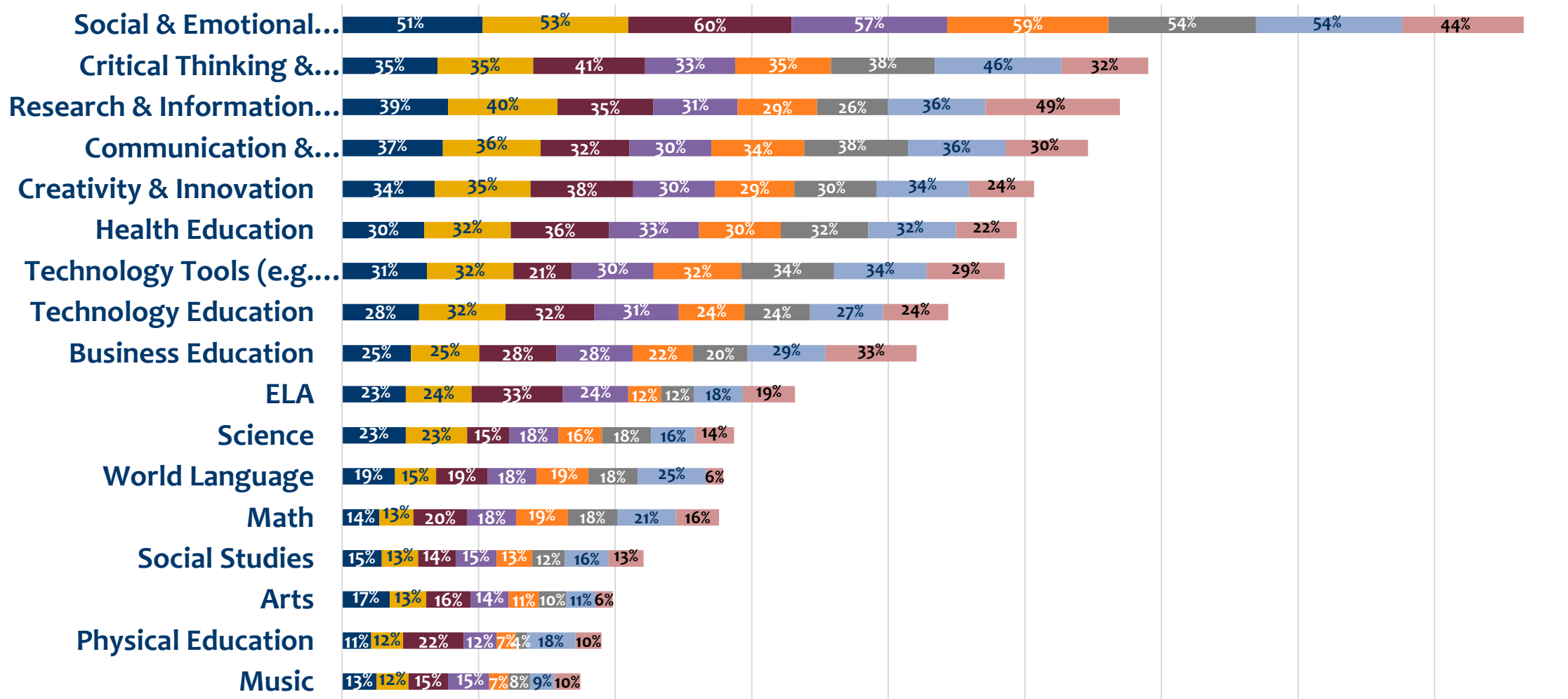
# “Which of the following areas do you feel could be improved to better prepare future students for post-high school graduation?”



Question 13  
63 Responses, 54 Skipped

## Historical comparison of the survey question: “Which of the following areas do you feel could be improved to better prepare future students for post-high school graduation?”

■ Class of 2017 
 ■ Class of 2018 
 ■ Class of 2019 
 ■ Class of 2020 
 ■ Class of 2021 
 ■ Class of 2022 
 ■ Class of 2023 
 ■ Class of 2024



# “Which of the following areas do you feel could be improved to better prepare future students for post-high school graduation?”

## STEM, Technology & Curriculum Modernization 10 Mentions

Respondents called for updated STEM offerings, including more statistics, hands-on engineering, project-based tech classes, and exposure to emerging fields such as AI. They want electives that go beyond basic content: Hardware development, Arduino/ESP32, advanced science research, and improved course progression.

*“Work with Arduino or ESP32. I use this and the coding along with it in many of my science and engineering classes.”*

## Academic Skills, Writing & Research Readiness 9 Mentions

Alumni emphasized the need for stronger preparation in writing, research, communication, and study skills. They want clearer instruction in essay writing, earlier and stronger research skill development, more guidance on APA format, and better support in learning how to study effectively.

*“Prepare students for research you’d see in college... understanding APA format....understanding plagiarism...”*

## Real-World Preparation & Financial Literacy 8 Mentions

Alumni frequently identified gaps in practical life readiness, particularly around financial literacy. They asked for more coursework on budgeting, taxes, investing, and navigating financial responsibilities. They also wanted more rigorous and varied finance/economics options.

*“Business education is a big one. Tell future students how to do their taxes, budget better, and how to invest.”*

## School Climate, Engagement & Course Experience 7 Mentions

Respondents described a need for a more engaging, inclusive, and better-designed learning environment. Themes included classroom engagement, mental-health awareness, empathy, creative electives, more choice in PE, improved health curriculum, and more open discussion of current issues.

*“... students that participate in varsity sports have their time wasted (in phy ed) ... The ability for varsity sports to count for a physical education credit is commonplace at other schools in Rochester.”*

# “What technology tools do you currently use/access most?”

This is an open answer question.

Out of 47 responses, the top five responses were:



## **Microsoft Office 365 & Office Apps:**

Excel, Word, PowerPoint and Teams. Many felt that strong Office skills paid off in college.



## **Google Suite:**

Docs, Drive, Slides, and Gmail. Mentions often appear alongside Microsoft tools, showing alumni switch between ecosystems.



## **Canvas:**

Mentioned by several as a learning hub for assignments, materials, submissions, and grades.



## **Adobe & Canva:**

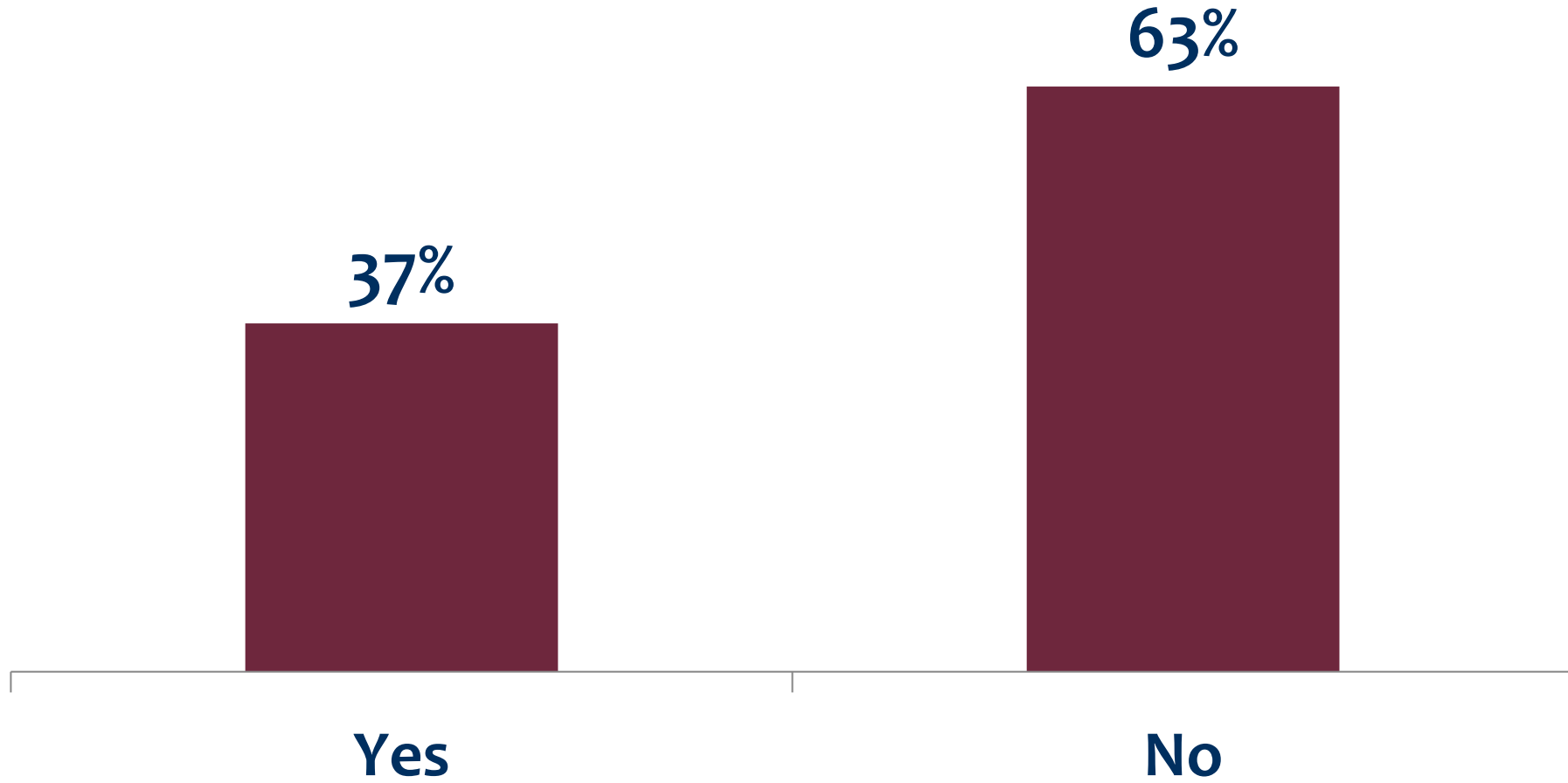
Used for design and media work; helpful for visual projects, digital content, and arts-focused coursework.



## **Moodle & Brightspace:**

Other course platforms in use across programs, providing assignment distribution, submissions, and course communication.

“Since you've graduated from high school, have you taken an online course?”






**“Please add any other comments you feel would be helpful for us to know.”**

**Summary of 15 comments:**

Alumni praised strong teachers, rigorous academics, and helpful programs that left them well-prepared for college and often ahead of peers in writing, research, and technology skills. They highlighted standout educators and supportive staff, while recommending more authentic research opportunities, updated technology, AI training for faculty, and greater attention to student well-being and inclusive classroom environments. Overall, graduates expressed gratitude for their high school experience and the lasting impact of its community.



“Your feedback is an important factor in future decision-making. We would like to contact you in three years. What is the best email to use in order to reach you?”

**54** out of 117 graduates who responded to the survey provided an email address.

# Discussion