PUYALLUP SCHOOL DISTRICT
A Tradition of Excellence

powerED Progress Report – January 2025

The Puyallup School District's powerED Program is working to maximize efficiency and utility cost savings for energy and water through low and no-cost opportunities. This report will share utility use data as it becomes available.

PROGRAM HIGHLIGHTS

Program highlights that have occurred during the months of December and January:

- Puyallup School District received a Puget Sound Energy CSEM (Commercial Strategic Energy Management) grant incentive in December totaling $76,000 for the district's energy reduction achievements over the previous year (9/23-8/24). Recently another grant payment from PSE was awarded to the district in the amount of $40,325 for energy efficient equipment installed at the Puyallup HS pool. Combined with a previous grant for a new, more efficient lighting upgrade at Jag Field at the end of 2023, Puyallup school district has received a total of **$131,452** in grant incentives from PSE in the last 1.5 years. While the funds have already been distributed to the district, there will be a presentation during the School Board Meeting scheduled for Monday, March 3rd. McKinstry is thrilled to have been able to play a part in helping PSD secure the grant incentives, and is a testament to the hard work that numerous people at PSD have been putting in to achieve the districts energy conservation goals.
- McKinstry worked with the PSD Facilities Team to identify sites and equipment that struggled during the prolonged cold spell the region experienced from January into February and correcting the issues with the assistance of the HVAC controls vendor, JCI. Jerry Skolrood with JCI has been a critical piece of the puzzle when controls issues need to be addressed and was instrumental in being able to identify and correct some issues which were preventing some classrooms at multiple schools from reaching their normal occupied temperatures. Numerous sites had programming changes made to help mitigate the impacts felt by teachers, students and staff during the cold snap.
- HVAC programming changes took place at Spinning Elementary School before the Presidents Day weekend to reduce equipment runtime and lower the overall energy consumption for that school. The initial electric interval data suggest that the changes are producing the intended result. The limited sampling currently available shows about a 15% reduction in electricity consumption. Natural Gas data will be analyzed once it is available, and progress will be noted in the next powerED report.

UPCOMING AREAS OF FOCUS

- Focusing efforts to identify Energy Conservation Measures at the following sites during the months of January and February: Emerald Ridge HS, Carson ES, Edgerton ES, Pope ES, Stewart ES, and Spinning ES. There have been about 40 separate ECMs identified across those schools during investigation. McKinstry is continuing to work with PSD Facilities team and JCI to address and resolve the issues.

SAVINGS SNAPSHOT

As Energy Conservation Measures are implemented, utility data will be collected and analyzed to determine Energy Savings. For this report we are highlighting energy use during the early part of this heating season (November-December) compared to the same period the year prior (2023). The following data does not factor in differences in weather between the two period (not weather normalized).



ELECTRIC SAVINGS:
543,982 kWh
SAVINGS OF ABOUT 10%



NATURAL GAS SAVINGS:
17,323 (THERMS)
SAVINGS OF ABOUGT 10.5%



ESTIMATED COST AVOIDANCE
$99,300

*Cost avoidance calculations are not based on weather normalized data and assume energy consumption would have been the same year over year if no energy conservation measures had occurred.

McKinstry
For The Life Of Your Building

PUYALLUP SCHOOL DISTRICT
A Tradition of Excellence

powerED Progress Report – January 2025

PREVIOUS 24 MONTHS TOTAL ENERGY COST (ELECTRIC AND NATURAL GAS)

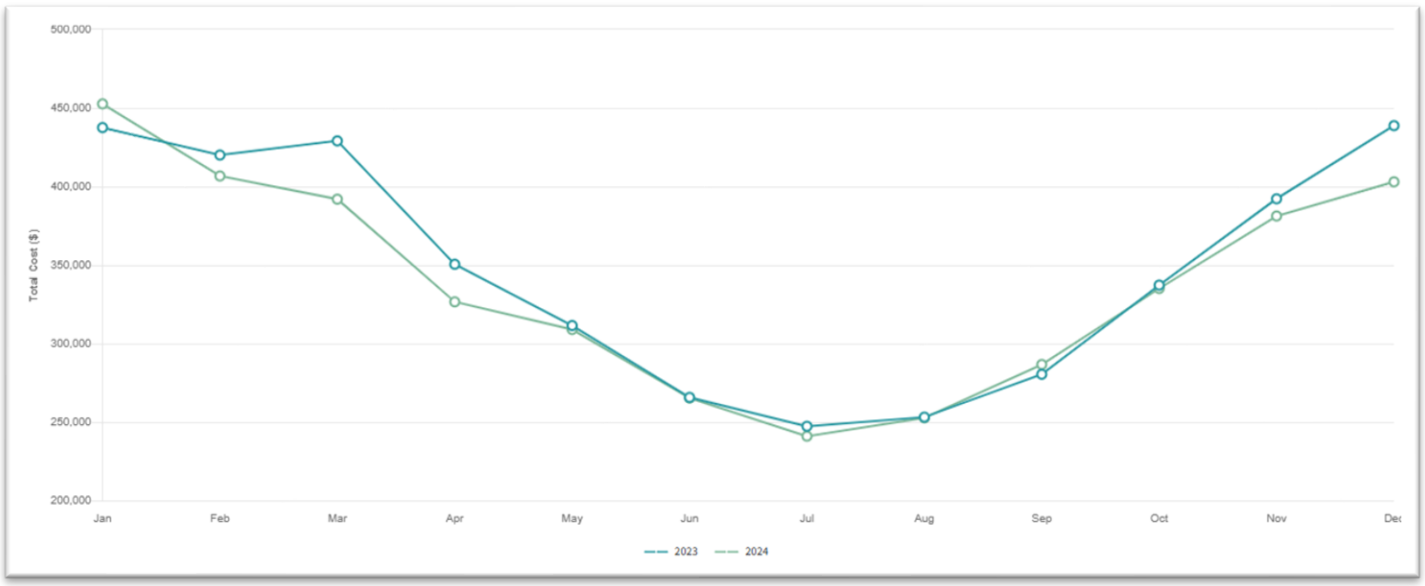

PREVIOUS 24 MONTHS ELECTRIC CONSUMPTION BY UNIT (KWH)

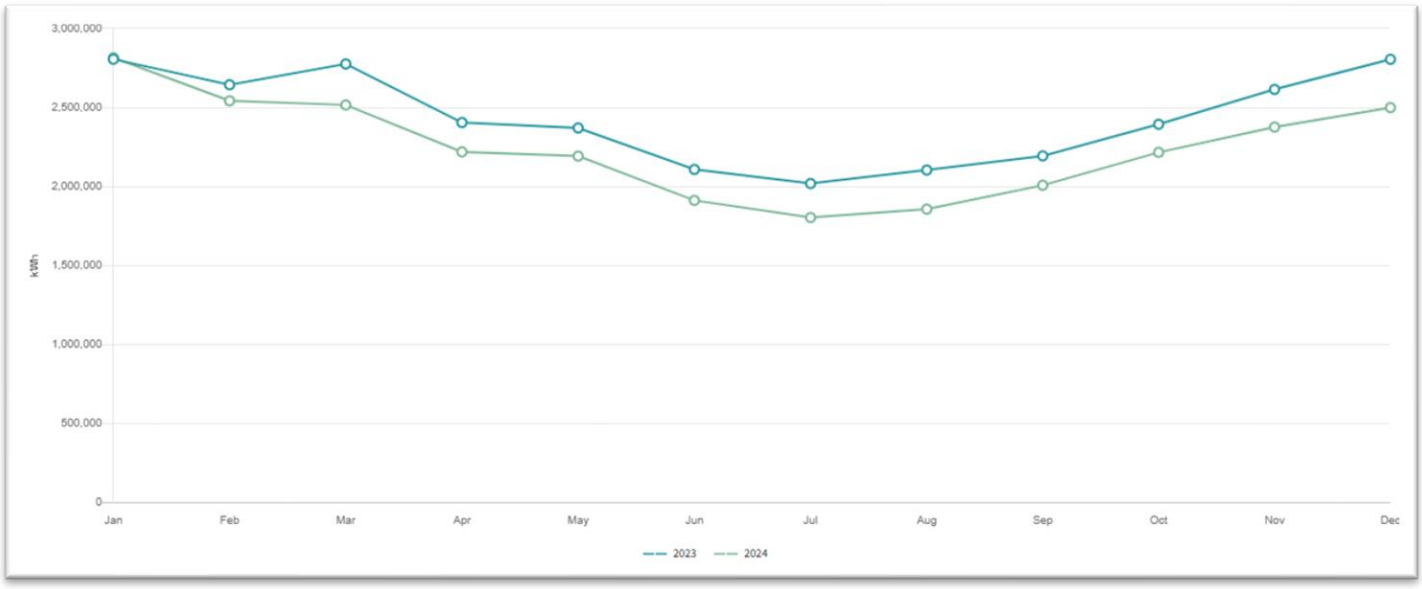

McKinstry
For The Life Of Your Building

PUYALLUP SCHOOL DISTRICT
A Tradition of Excellence

powerED Progress Report – January 2025

PREVIOUS 24 MONTHS NATURAL GAS CONSUMPTION BY UNIT (THERMS)

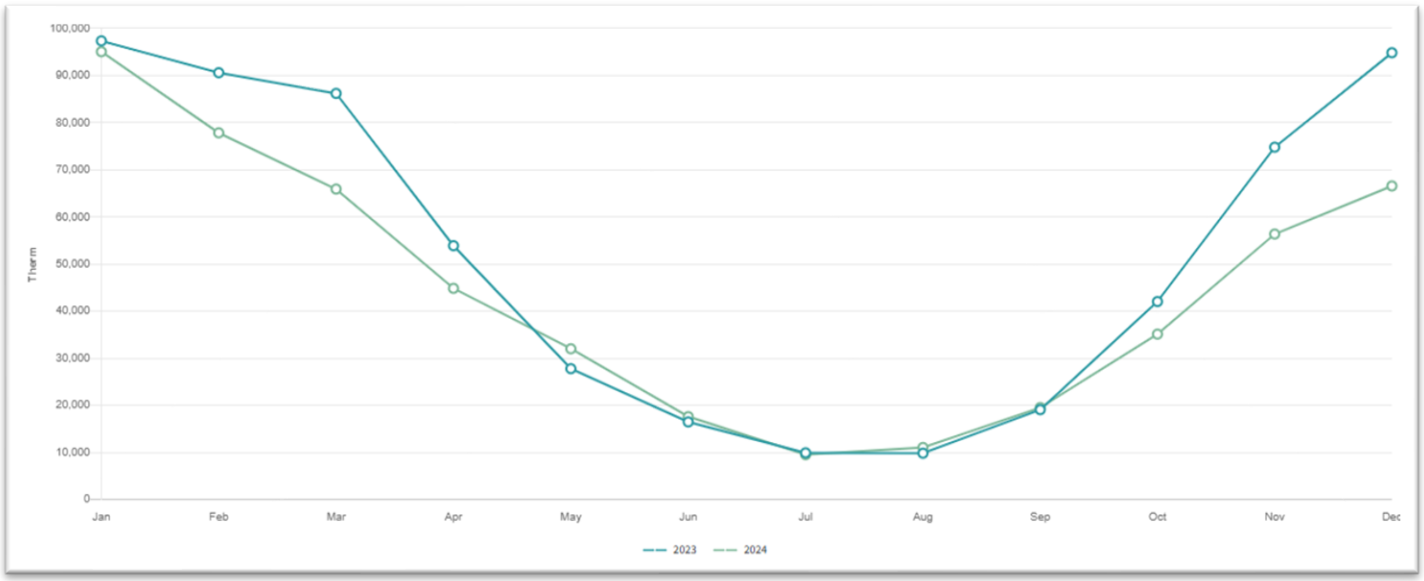

SPINNING ELEMENTARY ELECTRIC INTERVAL DATA FOR TWO 36 HOUR PERIODS SHOWING DIFFERENCE IN KWH CONSUMPTION PRE (BLUE) AND POST (ORANGE) PROGRAMMING CHANGES.

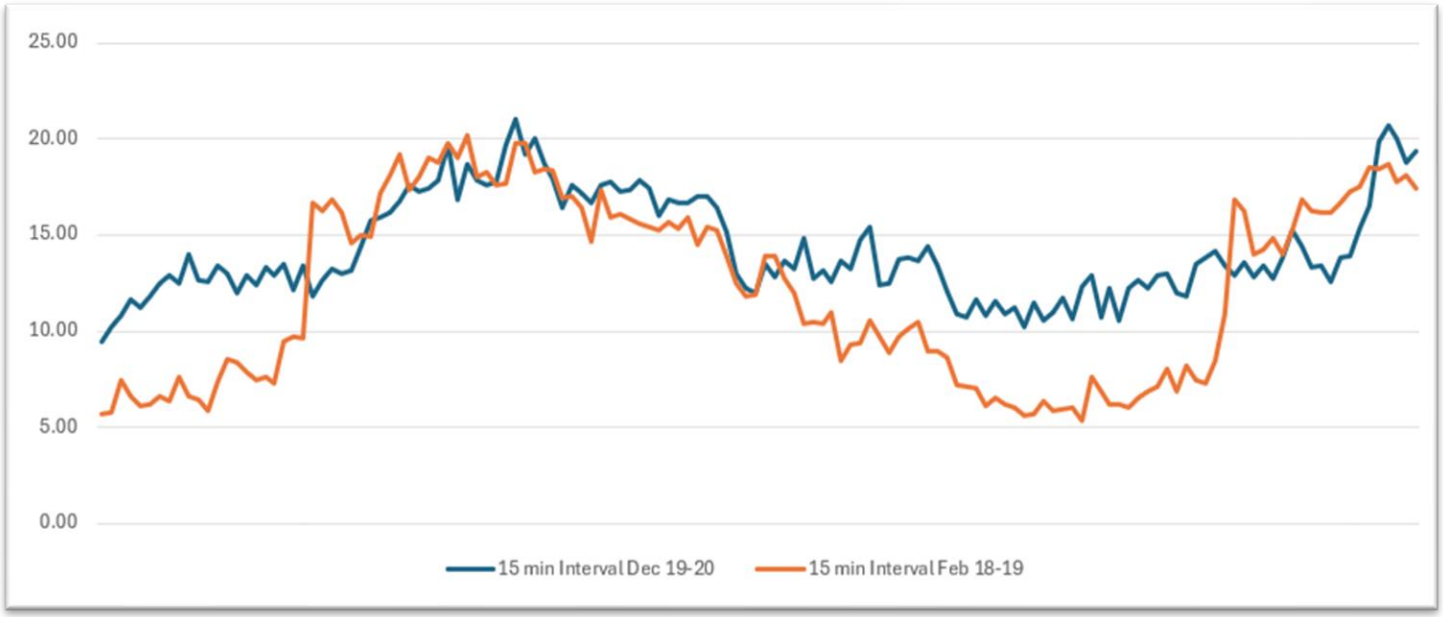

Interval data was supplied by PSE, and dates chosen based on similar outside air temperature readings for covered timeframe. This is a small sample of data that may not indicate long term performance, but at this time an estimated 15% reduction in electricity consumption is being indicated.

McKinstry
For The Life Of Your Building

PUYALLUP SCHOOL DISTRICT
A Tradition of Excellence

powerED Progress Report – January 2025

PROGRAM CONTACTS:

MCKINSTRY

Mike Scouten
Project Manager
MichaelSco@McKinstry.com
206.962.5193

Jacob Brochhagen
Project Lead, powerED
JacobB@mckinstry.com
206.658.8609

Joe Firrantello, PhD, PE
Senior Building Energy Engineer
JosephF@mckinstry.com
206.785.9568

Jenna Davidson
Building Energy Specialist
JennaD@mckinstry.com
206.413.6078

PUYALLUP SCHOOL DISTRICT

Brady Martin
Director of Capital Projects
MartiBL@puyallupsd.org
253.435.6613

Phillip Anderson
Maintenance Director
AndersPJ@puyallupsd.org
253.841.8777

James Anderson
Mechanical Electrical RM Foreman
AnderJ@puyallupsd.org
253.841.8778

Torrie Smith
Maintenance Supervisor
SmithTW@puyallupsd.org
253.841.877

McKinstry
For The Life Of Your Building