

# 2024 Annual Report



# TABLE OF CONTENTS

Message from the Board of Education	2
Message from Superintendent McKee	3
Our District by the Numbers	5
Schools and Enrollment	6
Student Success	9
Financial Information	18
2023 Bond Information	20
Teachers of the Year	21
Classified Employees of the Year	23
Cache Education Foundation	24





## A Message from the **BOARD OF EDUCATION**

As a board, we are proud of the achievements and progress of our Cache County School District team presented in this Annual Report. We appreciate our qualified administrators and teachers who provide superior instruction for all families who choose to participate with us.

This year, we have been updating our Board policies, which will enable the district to function effectively and will be consistent with our new five-year Strategic Plan. Some of our highest priorities are to ensure our district's future is a healthy one that prioritizes students' well-being, to support a culture where students and staff feel appreciated and respected, and to provide fairness to the parents, students, and personnel of the Cache County School District.

We appreciate the opportunity to represent the citizens of Cache County as we fulfill our fiduciary duty and work to provide a wealth of scholarly, challenging, and meaningful resources from a variety of disciplines and activities.

## **Our mission is to educate students for success in a changing world.**








## A Message from **SUPERINTENDENT MCKEE**


Welcome to our 2024 State of the District Report. This report gives you a closer look at how well our students are performing and how we are managing the District's finances. We will explore numbers and facts to show our dedication to our students' success in school and how we responsibly manage public funds to support their education.

At the heart of everything we do are our core values of character, community, and excellence. These values guide us in shaping a positive learning environment where every student can thrive. Our mission is to educate students for success in a changing world, preparing them with the skills and knowledge they need to excel in whatever path they choose.

Let's dive into the details together!

A handwritten signature in black ink that reads "Jason McKee".

 <b>CACHE COUNTY</b> SCHOOL DISTRICT				<b>CORE VALUES</b>			
							
<b>STUDENT-FOCUSED</b>	<b>COMMUNITY</b>	<b>CHARACTER</b>	<b>EXCELLENCE</b>				
Students are at the heart of everything we do. We are committed to providing a safe, healthy, and nurturing environment in our schools, where students are engaged and challenged in learning.	Our strength lies in our relationships with the people in our community and our collaboration with each other. We want all students, employees, families, and stakeholders to be seen, heard, and valued.	We are guided by strong character, ethics, and integrity. We encourage and foster character development in the students in our schools.	We strive for excellence and measure success through individual and team effort, growth, progress, and achievement. We are a community of confident lifelong learners.				



# Our District BY THE NUMBERS

\*2023-24 school year data

## 20,279 STUDENTS

19,794 K-12 students  
485 preschool students  
26% economically disadvantaged  
5% limited English proficient  
3.2% K-12 district growth



## 25 SCHOOLS

17 elementary schools  
3 middle schools  
4 high schools  
1 alternative high school  
14 preschool locations

## 3,069 EMPLOYEES

1,092 teachers  
52 administrators  
1,914 support staff  
58% of teachers with 10+ years of experience  
44% of teachers with a Master's Degree or higher

## 6,657 BUS STOPS

16,526 students transported on buses daily  
150 school buses  
523 bus routes  
3,274 field and activity trips

## 1,554,846 LUNCHES SERVED


157,821 breakfasts served  
276,062 a la carte meals served  
13,392 afterschool snacks served

## 28,910 STUDENT DEVICES

8,731 help desk tickets resolved  
329 audio and video systems installed

## 2,719,817 SQUARE FEET

permanent and relocatable building square footage maintained



# 2023-24 School Year SCHOOLS & ENROLLMENT

## Elementary Schools



**Birch Creek Elementary**  
675 West 220 North, Smithfield  
Principal Trudy Wilson  
678 students



**Canyon Elementary**  
270 South 1300 East, Hyrum  
Principal Leslie Burt  
761 students



**Cedar Ridge Elementary**  
65 North 200 West, Hyde Park  
Principal Amy Ivie  
753 students



**Greenville Elementary**  
2450 North 400 East, N. Logan  
Principal Stephanie Adams  
473 students



**Heritage Elementary**  
925 West 3200 South, Nibley  
Principal Lance Robins  
726 students



**Lewiston Elementary**  
181 South 200 East, Lewiston  
Principal Troy Pugmire  
503 students



**Lincoln Elementary**  
90 South Center, Hyrum  
Principal Audrey McKell  
502 students



**Millville Elementary**  
67 South Main, Millville  
Principal Brady Johnson  
469 students



**Mountainside Elementary**  
235 East 125 North, Mendon  
Principal Cam Amott  
479 students



**Nibley Elementary**  
2545 South 660 West, Nibley  
Principal Cindy King  
441 students



**North Park Elementary**  
2800 North 800 East, N. Logan  
Principal Jullie Payne  
460 students



**Providence Elementary**  
91 East Center, Providence  
Principal Jeff Keck  
745 students



**River Heights Elementary**  
780 East 600 South, River Heights  
Principal Stacie Williamson  
575 students



**Summit Elementary**  
80 West Center, Smithfield  
Principal Aimee McNeil  
698 students



**Sunrise Elementary**  
225 South 455 East, Smithfield  
Principal Shellie Healy  
759 students



**Wellsville Elementary**  
525 North 200 West, Wellsville  
Principal Glen Harris  
495 students



**White Pine Elementary**  
184 West 100 North, Richmond  
Principal Derek Beer  
394 students



# Middle Schools



**North Cache Middle School**  
157 West 600 South, Richmond  
Principal Cindy Parkinson  
Asst. Principal Dee Downs  
1,154 students



**South Cache Middle School**  
10 South 480 West, Hyrum  
Principal Randy Bennion  
Asst. Principal Joel Winkler  
1,093 students



**Spring Creek Middle School**  
350 West 100 North, Providence  
Principal Blair Powell  
Asst. Principal Andy Lund  
849 students

# High Schools



**Green Canyon High School**  
2960 N. Wolf Pack Way, N. Logan  
Principal John Anderson  
Asst. Principal Philip Morris  
Asst. Principal Jim Crosbie  
1,676 students



**Mountain Crest High School**  
255 South 800 East, Hyrum  
Principal Denise Mouritsen  
Asst. Principal Darren Perkes  
Asst. Principal Tom Williams  
1,561 students



**Ridgeline High School**  
180 North 300 West, Millville  
Principal Bardett Bagley  
Asst. Principal DeAnna Stallings  
Asst. Principal Ryan Webb  
1,861 students



**Sky View High School**  
520 South 250 East, Smithfield  
Principal Shane Jones  
Asst. Principal Brady Fonesbeck  
Asst. Principal Amanie Crosbie  
1,556 students

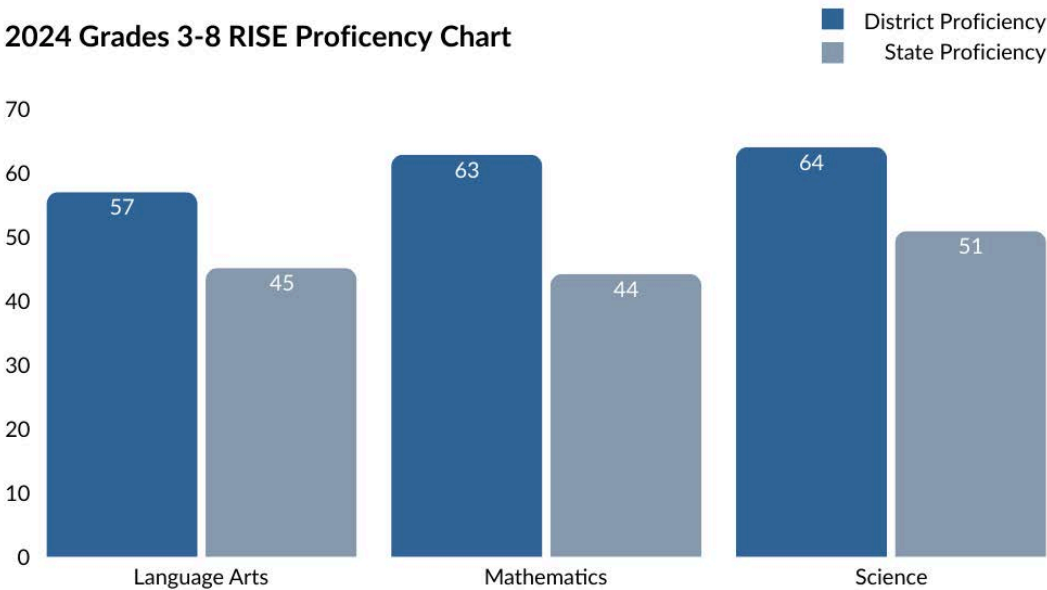


**Cache High School**  
620 West 1200 North, Logan  
Principal Sheri Hansen  
133 students

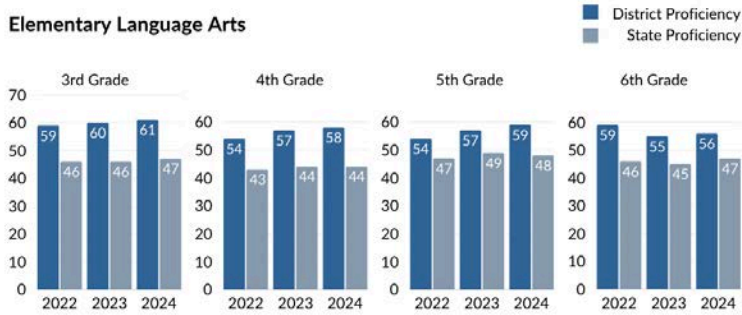
# 2023-24 School Year STUDENT SUCCESS

## 2024 RISE Results for Grades 3-8

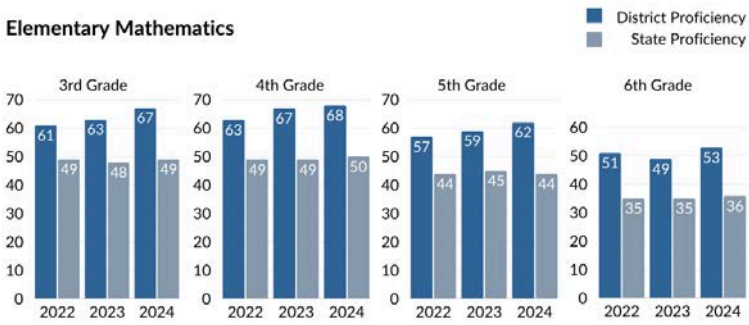
Student achievement on RISE assessments has returned to pre-pandemic levels, demonstrating no lasting impact on performance. Our students continue to outperform the state average, particularly in math and science, and many grades and content areas achieved the highest scores in the past four years.



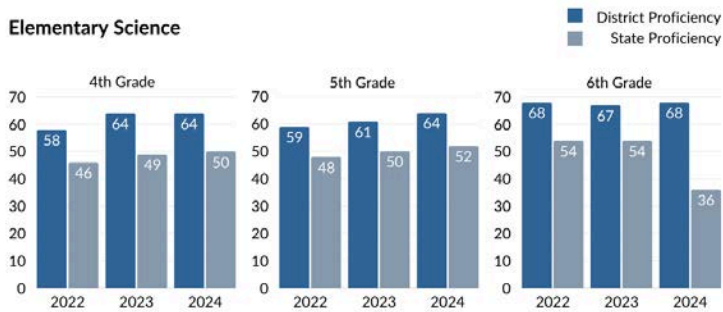
### Elementary Language Arts



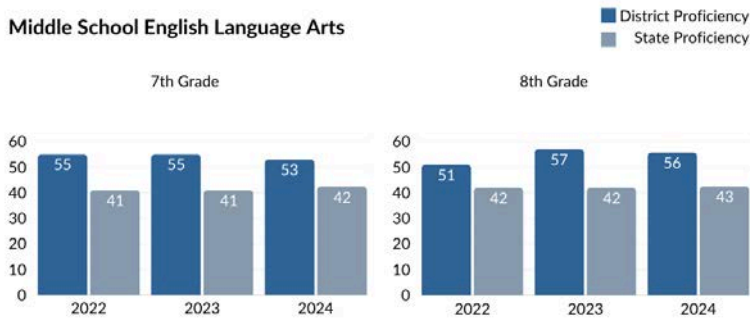
### Elementary Mathematics



### Elementary Science



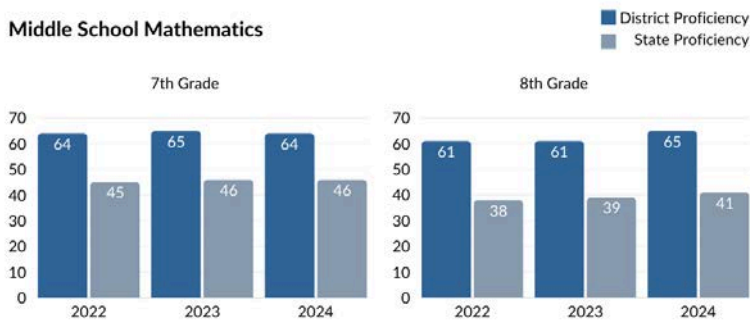
### Middle School English Language Arts



Students in the Cache County School District consistently achieve higher proficiency rates than the state average across all grades and subjects.

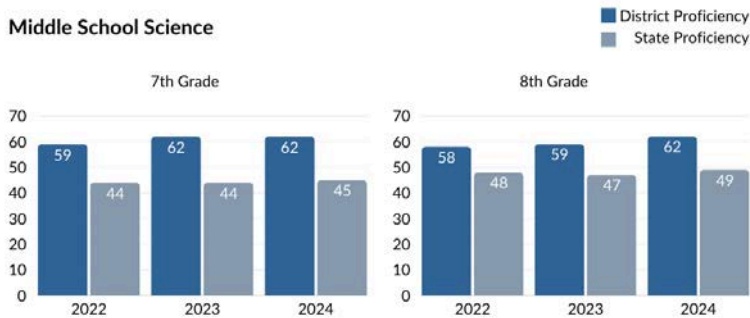
Our curriculum teams focus on articulating and aligning instruction across all grade levels. A good indication that this approach is beneficial is the percentage of students achieving high proficiency in mathematics, as compared to the state average.

### Middle School Mathematics



We appreciate the excellent teachers in our district who do a terrific job each day teaching our students.

### Middle School Science



# 2023-24 School Year STUDENT SUCCESS

## 2024 Utah Aspire Plus Results for Grades 9 and 10

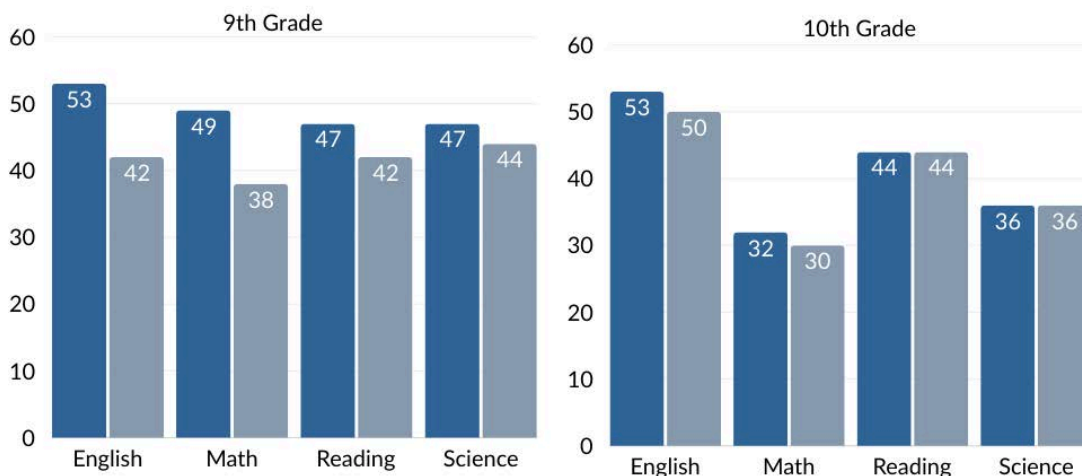
The Utah Aspire Plus is a hybrid assessment for 9th- and 10th-grade students using ACT Aspire and Utah Core assessment questions. It includes four subtests: English, mathematics, reading, and science. Students receive predicted ACT score ranges for each subtest and an overall predicted composite ACT score range. The assessment also provides proficiency scores for end-of-grade-level expectations.

Cache students outperform state averages on all but two sections. Ninth-grade scores went up significantly last year, with English up 6%, science up 10%, and math up 3%.

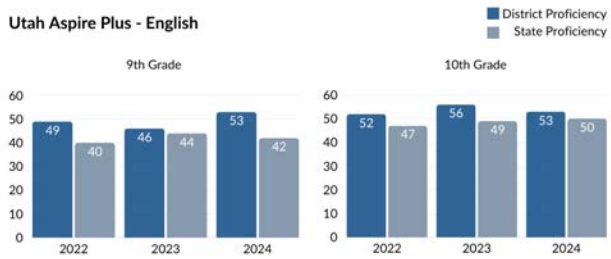
The graphs on the following pages show the Cache County School District's proficiency percentages compared with state proficiency averages. More information and data can be found online at <https://datagateway.schools.utah.gov>.

### 2024 Utah Aspire Plus

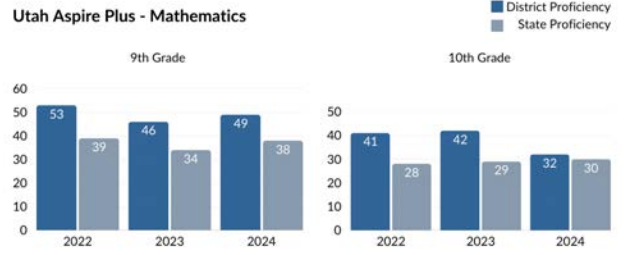
■ District Proficiency  
■ State Proficiency



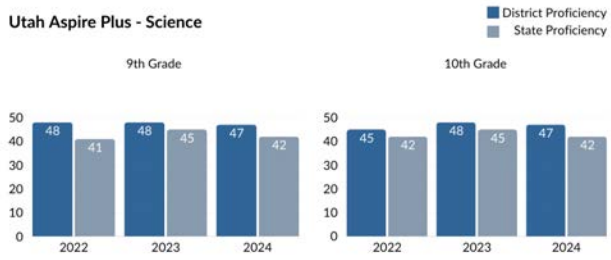
**Utah Aspire Plus - English**



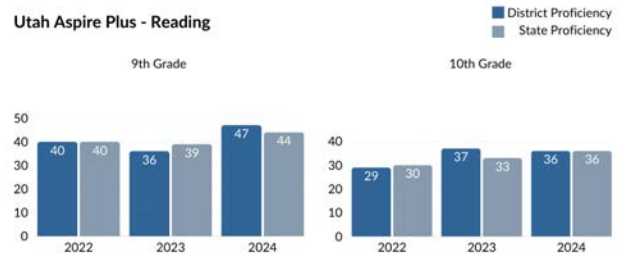
**Utah Aspire Plus - Mathematics**



**Utah Aspire Plus - Science**



**Utah Aspire Plus - Reading**



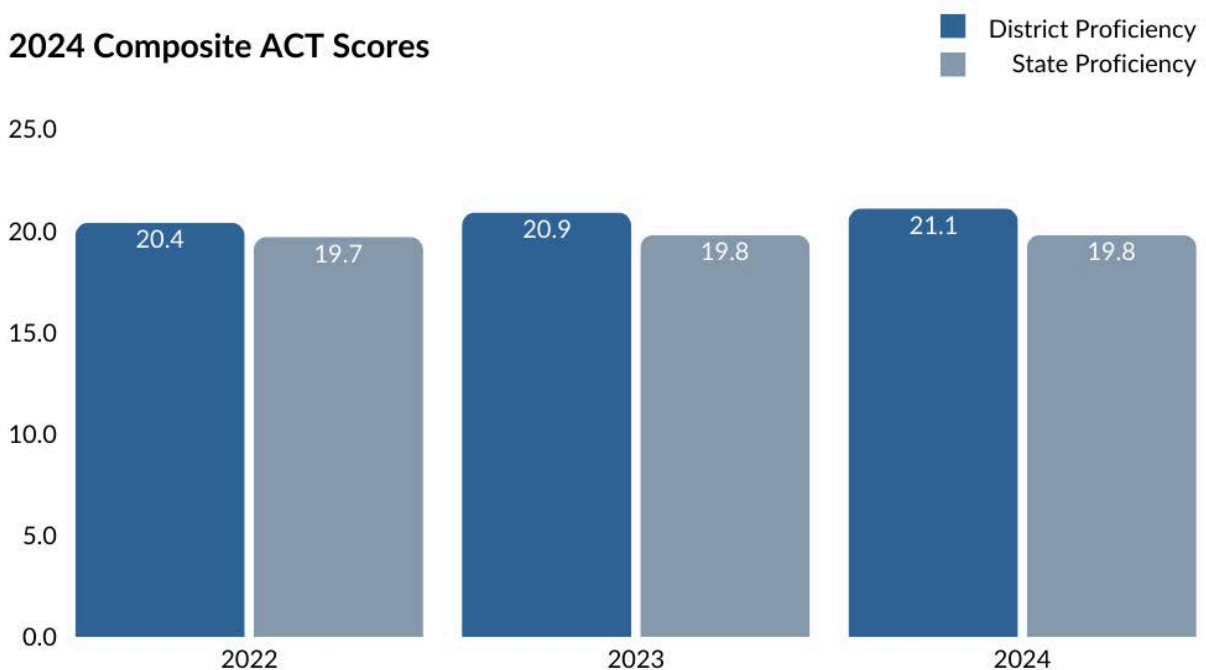
# 2023-24 School Year STUDENT SUCCESS

## 2024 ACT Scores

Utah uses the ACT as a measure of learning for 11th-grade students. Scores for each subtest range from 1 to 36. The State ACT is administered in March.

In 2024, CCSD achieved its highest average composite score since 2020. In contrast, the State Composite scores have remained unchanged over the past three years. Additionally, CCSD's average scores in each content area are higher than any year since 2020, except for math, which matched last year's score.

2024 Composite ACT Scores



2024 ACT English Scores



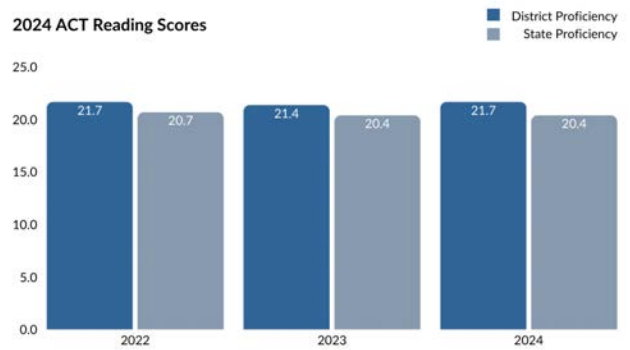
2024 ACT Mathematics Scores



2024 ACT Science Scores



2024 ACT Reading Scores





Cache County School District  
**PORTRAIT OF A GRADUATE**



**95.2%**  
**DISTRICT GRADUATION RATE**

(Utah average was 91.7%.)

**67.2%**

CCSD graduates enrolled in higher education within three years of graduating

**1,381**

Advanced Placement (AP) tests taken

**21.1**

District average composite ACT score

(Utah average was 19.8; national average was 19.4)



**6,036**

students enrolled in Career and Technical Education (CTE) classes

**22,328**

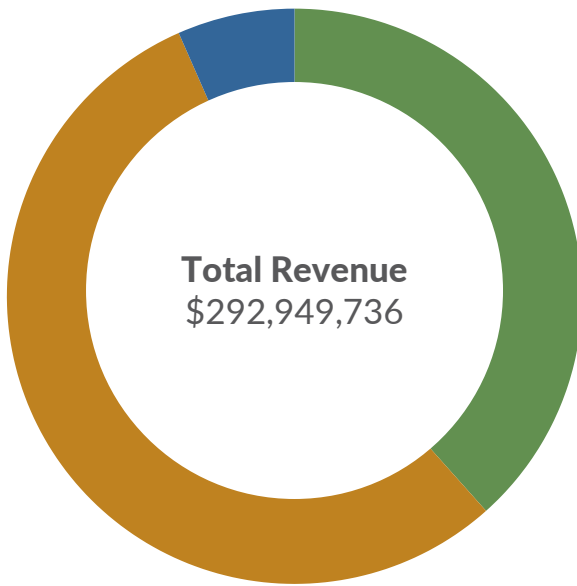
college credits earned through concurrent enrollment classes



Photo Credit: Lorene Hale

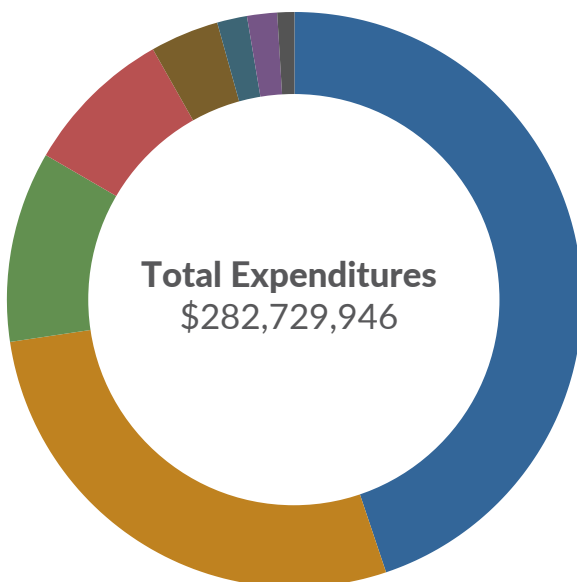
# 2023-24 School Year FINANCIAL INFORMATION

### Revenue by Source



	Federal Revenue \$19,320,886
	State Revenue \$161,127,226
	Local Revenue \$112,501,624

### Expenditures by Type



	Salaries & Wages \$127,791,011
	Employee Benefits \$79,237,229
	Supplies \$30,573,128
	Other \$24,014,500
	Property Services \$11,003,520
	Property \$4,800,789
	Professional Services \$2,566,520
	Purchased Services \$2,743,249

## Bond Financing

As of June 30, 2024, the CCSD had \$151,520,000 in remaining bond debt. This was an increase from the previous year due to construction on the new Hyde Park and Nibley schools. This bond debt is paid off by issuing an annual debt service property tax.

CCSD has actively refinanced its outstanding bonds, resulting in over \$12,000,000 in savings to taxpayers.

CCSD has been assigned an Aa3 rating by bond rating services. This is an increase from our previous A1 rating and reflects a solid local economy and high level of trust in the District's financial operations. The District is also able to use the State of Utah's AAA bond rating to ensure low rates when paying off bond debts.

## Audit Results


CCSD receives a comprehensive financial audit annually from an external auditor. The District received a clean audit, meaning that the auditors found that the district has strong financial controls, complies with all federal and state requirements, and accurately presents its financial position through published reports. A full audit report is available on the CCSD website.

CCSD was separately audited for compliance in various programs by the Utah State Board of Education and the Utah Department of Workforce Services.

## Property Taxes

Property taxes are levied by the district each year to provide necessary revenue for district operations. The State of Utah oversees property tax rates and entities such as CCSD are only allowed to assess a rate that guarantees the same amount of revenue as the prior year. This rate is known as the certified tax rate.

To exceed the certified tax rate, an entity must go through the truth-in-taxation process. CCSD did not exceed the certified tax rate and the combined tax rate for the year was the District's lowest since at least 1996.



# “Room to Learn & Grow” 2023 BOND INFORMATION



Over the last decade, substantial enrollment growth and state funding for all-day kindergarten have greatly increased the demand for classroom space in the District’s elementary schools. Currently, 11 of our 17 elementary schools and our smallest middle school are operating over capacity.

On November 21, 2023, Cache Valley voters passed a \$139 million general obligation bond proposition for the Cache County School District. Projects for this bond include the construction of two new middle schools and a new elementary school and the conversion of Spring Creek Middle School into an elementary school. These additions will allow the District to move sixth grade out of the elementary schools and back to a middle school environment. The District will also use a portion of bond funds to provide safety and security enhancements for all 25 of its schools.

The two new middle schools and elementary school are anticipated to be completed by the Fall of 2026. Groundbreaking for the middle schools took place in April 2024. As of December 2024, the projects are on schedule and within budget.

Safety and security enhancements at schools across the District began shortly after the bond passed.



# 2023-24 School Year **TEACHERS OF THE YEAR**



## 2023-24 District Teacher of the Year **Stephanie Parish**

Mountainside Elementary  
kindergarten teacher



**Birch Creek ES**  
Camilla Webb



**Cache High**  
Mike Poole



**Canyon ES**  
Crystal Coria



**Cedar Ridge ES**  
Suzie Ji



**Green Canyon HS**  
Rob Hoggan



**Greenville ES**  
Carrie Wirthlin



**Heritage ES**  
Zander Andreasen



**Lewiston ES**  
Melissa Mortensen



**Lincoln ES**  
Victoria Floyd



**Millville ES**  
Angela Justesen



**Mountain Crest HS**  
Stacie Hofmeister



**Mountainside ES**  
Brittany Amott



**Nibley ES**  
Alisa Olsen



**North Cache MS**  
Annette West



**North Park ES**  
Haylee McKenna



**Providence ES**  
Lesa Cook



**Ridgeline HS**  
Katrina Parker



**River Heights ES**  
Cindy Larsen



**Sky View HS**  
Vanessa Hall



**South Cache MS**  
Nicki Latimer



**Spring Creek MS**  
Jan Jenson



**Summit ES**  
Hilary Bair



**Sunrise ES**  
Holly Andersen



**Wellsville ES**  
Deserae Archibald



**White Pine ES**  
Miranda Erickson



# 2023-24 School Year **CLASSIFIED EMPLOYEES OF THE YEAR**



**Paraprofessional of the Year**  
Karen Steinmetz



**Secretary of the Year**  
April Bunce



**Bus Driver of the Year**  
Debbie Cooper



**Lunch Manager of the Year**  
Jan Cardon



**Head Custodian of the Year**  
Robby Thompson



# With gratitude for the **CACHE EDUCATION FOUNDATION**



For the 2023-24 school year, the Cache Education Foundation held fundraisers and events that raised awareness of our cause and mission. Because of this, the Foundation was able to accept and deliver 1.5 million dollars to our district!

Some of these funds included awarding over \$400,000 to our high schools to support Programs of Excellence, \$280,000 in "Tools for Schools" grants to teachers, \$100,000 to support high school debate competitions, \$50,000 to support "We the People" competitions, \$62,000 to support high school National Competitions (FFA, HOSA, FBLA, etc.), \$30,000 for Models for Excellence (technology grants), \$22,500 for the "Just My Wish" program (\$20,000 for elementary hardbound books; \$2,500 for Gifted/Talented program), over \$15,000 in "Incentives for Excellence" technology grants, \$20,000 for Unified Sports, and funds for art, scholarships, and more.

We are fortunate to be part of a community that continually works to make a meaningful impact. Thank you for your unwavering support of education—there is no greater investment than in the future of our children.



# EDUCATION FOR SUCCESS

Our mission is to educate students for success in a changing world.