

**Christine Duncan Heritage Academy  
Financial Packet  
For November 2023 Finance Committee/Governing Council**

**BARs**

**001-118-2324-0008-IB PSCOC Lease Assistance**

**001-118-2324-0007-IB NM Grown State**

**001-118-2324-000X-I/IB NM Grown ECEDC (waiting on confirmation of fund number by PED)**

**Financial Analysis Overview**

**FY24 Expenditures+Encumbrances vs FY24 Budget**

|                                    |                         |
|------------------------------------|-------------------------|
| FY24 Budget                        | \$ 11,252,306.00        |
| FY24 Expenditures and Encumbrances | <u>\$ 10,233,344.43</u> |
| Difference(\$)                     | <u>\$ 1,018,961.57</u>  |
| Difference (%)                     | <u>10%</u>              |

**FY24 Nov 30th Cash Liquidity**

|  |                      |
|--|----------------------|
| November 30th Statement Ending Balance | \$ 1,766,412.72      |
| Operational Cash Ending Balance        | \$ 1,042,711.76      |
| Average Monthly Expenditures           | <u>\$ 456,092.69</u> |
| Total Cash Liquidity                   | <u>3.87</u>          |
| Operational Cash Liquidity             | <u>2.29</u>          |

**FY24 Expenditures+Encumbrances vs FY24 Budget (Operational Only)**

|  |                        |
|--|------------------------|
| FY24 Operational Budget                        | \$ 6,179,486.00        |
| FY24 Operational Expenditures and Encumbrances | <u>\$ 5,712,019.98</u> |
| Difference(\$)                                 | <u>\$ 467,466.02</u>   |
| Difference (%)                                 | <u>8%</u>              |

**FY24 Projected Growth**

|                                    |                      |
|------------------------------------|----------------------|
| FY23 40D Count                     | 369.5                |
| FY24 Projected 40D Count           | 367.5                |
| FY24 40D Count                     | 395                  |
| FY24 Projected Growth Units (*1.5) | 0                    |
| FY24 Growth Units (*1.5)           | 38.25                |
| FY24 Preliminary Unit Value        | <u>\$ 6,241.67</u>   |
| <b>FY24 Estimated Growth</b>       | <b>\$ 238,743.88</b> |

**Supplemental Reports**

- Budget Graph
- November 30th Balance Sheet
- November 30th Bank Reconciliation
- November Deposit Detail
- November 30th Bank Statement

Must submit backup for all BARs, except transfers of funds for SEG or direct grants

**STATE OF NEW MEXICO**  
**PUBLIC EDUCATION DEPARTMENT**  
 300 Don Gaspar Santa Fe, NM 87501-2786  
**Budget Adjustment Request**

**Doc. ID:** 001-118-2324-0008-IB  
**Fund Type:** General Fund / Capital Outlay / Debt Service  
**Adjustment Type:** Initial Budget

**Fiscal Year:** 2023-2024

**Entity Name:** Christine Duncan Heritage Academy

**Adjustment Changes Intent/Scope of Program Yes or No?:** No

**Contact:** Kyle Hunt, Business Manager

**Total Approved Budget (Flowthrough):**

**Phone:** 505-3205657

**Email:** khunt@lpehc.com

|  |
|--|
| <b>FLOWTHROUGH ONLY</b>                                |
| <b>Budget Period:</b> 2023-07-01 <b>To:</b> 2024-06-30 |
| <b>A. Approved Carryover:</b>                          |
| <b>B. Total Current Year Allocation:</b>               |
| <b>D. Total Funding Available:</b>                     |

Revenue 31200.0000.43209                      \$305,034

| Fund   | Function               | Object                                 | Program            | Location   | Job Class            | Present Budget | Adj Amt Exp | Adj Budget | ADD'L FTE |
|--|------------------------|--|--------------------|--|----------------------|----------------|-------------|------------|-----------|
| 31200<br>Public<br>School<br>Capital<br>Outlay | 4000 Capital<br>Outlay | 54640 Rental -<br>Lease To<br>Purchase | 0000 No<br>Program | 001118<br>Christine<br>Duncan<br>Heritage<br>Academy | 0000 No Job<br>Class |                | \$305,034   | \$305,034  |           |
| Sub Total                                      |                        |  |                    |  |                      |                | \$305,034   |            |           |
| Indirect Cost                                  |                        |  |                    |  |                      |                |             |            |           |
| <b>DOC. TOTAL</b>                              |                        |  |                    |  |                      |                | \$305,034   |            |           |

**Justification:**

To create budget based on award from PSFA.

Compliance with Sections 10-15-1 and 22-8-12, NMSA, 1978 Compilation:

A. The requested budget/changes were authorized at a scheduled Board of Education or Governance Council meeting open to the public on:

B. Justification for the transfer: Explanation such as "underbudgeted", "insufficient budget", or "needed to close out Project" ARE NOT ACCEPTABLE. Attach additional sheets if necessary.

ALL TRANSFER BARS MUST NET OUT TO ZERO ON THE DOC. TOTAL LINE.

State of New Mexico  
Public School Capital Outlay Council

**PSCOC Chair**


Joe Guillen, *NMSBA*

**PSCOC Vice Chair**

Raúl Burciaga, *LCS*

**PSCOC Members**

Charles Sallee, *LFC*  
Stewart Ingham, *PEC*  
Antonio Ortiz, *PED*  
Ashley Leach, *DFA*  
Clay Bailey, *CID*  
Mariana Padilla, *Governor's Office*  
Gwen Perea Warniment, *LESC*



**Public School Facilities Authority**

Martica Casias | Executive Director  
Ryan Parks | Deputy Director

1312 Basehart SE, Suite 200  
Albuquerque, NM 87106

(505) 843-6272

<https://www.nmpsfa.org/>

December 7, 2023

Jesus Moncada  
Christine Duncan's Heritage Academy  
1900 Atrisco Dr. NW  
Albuquerque, NM 87120

**RE: FY24 Public School Capital Outlay (PSCOC) Lease Assistance; Declaration of Award**

Dear Jesus Moncada:

At the December 6, 2023 PSCOC meeting, the PSCOC approved Lease Assistance Awards from the Public School Capital Outlay Fund (PSCOF). We are pleased to inform you that the PSCOC approved an award in the amount of **\$305,034** for FY24 to **Christine Duncan's Heritage Academy**. The Public School Facilities Authority (PSFA) will disburse the award, on a quarterly reimbursement basis, payable to the school.

**Return Declaration of Award Acceptance:**

To accept the Lease Assistance Award, please submit this letter, with the Declaration of Award Acceptance section signed by the designated authority of the school, via email to: [leaseassistance@nmpsfa.org](mailto:leaseassistance@nmpsfa.org).

**Deadline for the acceptance of this award is January 7, 2024.**

**Important Disbursement Information:**

- Disbursements cannot be made without a completed Declaration of Award Acceptance.
- Disbursements require the submittal of an invoice and proof of the lease payment to PSFA.
- Proof of payment may be a copy of the check issued to the leasing entity, or an official payment voucher issued for that purpose with the approval signature of the fiscal officer of the charter entity, or the school district's central purchasing agent.
- **Disbursement requests shall be submitted within the month following each quarter:** July 1 through September 30, 2023; October 1 through December 31, 2023; January 1 through March 31, 2024; and April 1 through June 30, 2024.
- Please submit your reimbursement request in a timely manner to ensure timely payment.
- Failure to submit a disbursement request within the awarded fiscal year (**by June 30, 2024**) may result in a loss of an award disbursement. Lease Assistance Awards are not retroactive.
- The Public Education Department (PED) requires that districts or charter schools submit a Budget Adjustment Request (BAR) to their PED Budget Analyst for budget authority for 2023-2024.

- PED also requires that districts or charter schools use fund **31200**, revenue code **43209**, and object code **54610** for rental/land and buildings (lease assistance), or **54640** rental/lease to purchase (lease purchase agreements), which are specifically designated for the PSCOC Lease Assistance Awards.
- Should you have any questions concerning PED’s requirements, please contact your PED Budget Analyst.

Please note, awards are subject to reduction or suspension upon written certification from PED indicating that a condition exists that warrants either an award adjustment or suspension. These conditions may include school closure, charter revocation, financial violations or irregularities, adjustments to certified attendance numbers (MEM counts), lease termination, lease amendments, or operational use changes of leased space from classroom to non-classroom space.

The PSCOC and PSFA extends its congratulations and looks forward to working with you on behalf of the children of New Mexico.

Sincerely,

**PUBLIC SCHOOL CAPITAL OUTLAY COUNCIL**

\_\_\_\_\_  
Joe Guillen, PSCOC Chair

cc: Martica Casias, Executive Director, PSFA

**DECLARATION OF AWARD ACCEPTANCE:**

The undersigned hereby certifies that the FY24 Lease Assistance Award to  
**Christine Duncan's Heritage Academy**  
is accepted and that all PSFA and PED requirements are understood and accepted.

**ACCEPTED BY:**

\_\_\_\_\_  
Print name of Current Administrator / Director / Principal

\_\_\_\_\_  
Date

\_\_\_\_\_  
Signature of Current Administrator / Director / Principal

**DISTRICT SUPERINTENDANT (if applicable):**

\_\_\_\_\_  
Print name of District Superintendent

\_\_\_\_\_  
Date

\_\_\_\_\_  
Signature of District Superintendent

Must submit backup for all BARs,  
except transfers of funds for SEG or  
direct grants

**STATE OF NEW MEXICO**  
**PUBLIC EDUCATION DEPARTMENT**  
300 Don Gaspar Santa Fe, NM 87501-2786  
**Budget Adjustment Request**

Doc. ID: 001-118-2324-0007-IB  
Fund Type: Flowthrough  
Adjustment Type: Initial Budget

Fiscal Year: 2023-2024

Entity Name: Christine Duncan Heritage Academy

Adjustment Changes Intent/Scope of Program Yes or No?: No

Contact: Kyle Hunt, Business Manager

Total Approved Budget (Flowthrough):

Phone: 505-3205657

Email: khunt@lpehc.com

|                                   |                           |                |
|-----------------------------------|---------------------------|----------------|
| <b>FLOWTHROUGH ONLY</b>           | Budget Period: 07/01/2023 | To: 06/30/2024 |
| A. Approved Carryover:            |                           |                |
| B. Total Current Year Allocation: |                           |                |
| D. Total Funding Available:       |                           |                |

Revenue 27183.0000.43202      \$3,258

| Fund                        | Function                            | Object     | Program            | Location   | Job Class            | Present Budget | Adj Amt Exp | Adj Budget | ADD'L FTE |
|-----------------------------|-------------------------------------|------------|--------------------|--|----------------------|----------------|-------------|------------|-----------|
| 27183<br>NM<br>Grown<br>FVV | 3100 Food<br>Services<br>Operations | 56116 Food | 0000 No<br>Program | 001118<br>Christine<br>Duncan<br>Heritage<br>Academy | 0000 No Job<br>Class |                | \$3,258     | \$3,258    |           |
| Sub Total                   |                                     |            |                    |  |                      |                | \$3,258     |            |           |
| Indirect Cost               |                                     |            |                    |  |                      |                |             |            |           |
| <b>DOC. TOTAL</b>           |                                     |            |                    |  |                      |                | \$3,258     |            |           |

**Justification:**

To create budget based on allocation provided by PED.


Compliance with Sections 10-15-1 and 22-8-12, NMSA, 1978 Compilation:

A. The requested budget/changes were authorized at a scheduled Board of Education or Governance Council meeting open to the public on:

B. Justification for the transfer: Explanation such as "underbudgeted", "insufficient budget", or "needed to close out Project" ARE NOT ACCEPTABLE. Attach additional sheets if necessary.

ALL TRANSFER BARS MUST NET OUT TO ZERO ON THE DOC. TOTAL LINE.

EXHIBIT A (27183 - New Mexico Grown FY23-24)




Award Name: New Mexico Grown Grant-  
 Laws: 2023  
 HB/SB: SB-2, SB-4  
 Section: 5  
 Paragraph: 5 A-C

**State of New Mexico Special Appropriation- New Mexico Grown Grant/(27183) FINAL AWARD FY23-24**

| OBMS ENTITY CODE | LOCAL EDUCATION AGENCY                               | District/State Charter Allocation<br>(Revenue Code 43202) |
|------------------|--|---|
| 46               | Alamogordo Public Schools                            | \$ 53,669   |
| 1                | Albuquerque Public Schools                           | \$ 501,665  |
| 01015118         | Christine Duncan Heritage Academy                    | \$ 3,258  |
| 01015039         | Mark Armijo Academy                                  | \$ 1,016  |
| 545-001          | William W. & Josephine Dorn Charter Community School | \$ 1,000  |
| 22               | Artesia Public Schools                               | \$ 26,144   |
| 64               | Aztec Municipal Schools                              | \$ 21,158   |
| 87               | Belen Consolidated Schools                           | \$ 28,947   |
| 61               | Bernalillo Public Schools                            | \$ 32,647   |
| 66               | Bloomfield Schools                                   | \$ 17,272   |
| 40               | Capitan Municipal Schools                            | \$ 3,584  |
| 20               | Carlsbad Municipal Schools                           | \$ 64,917   |
| 67               | Central Consolidated Schools                         | \$ 40,737   |
| 12               | Clovis Municipal Schools                             | \$ 52,716   |
| 24               | Cobre Consolidated Schools                           | \$ 10,437   |
| 62               | Cuba Independent Schools                             | \$ 5,211  |
| 42               | Deming Public Schools                                | \$ 38,943   |
| 6                | Dexter Consolidated Schools                          | \$ 8,288  |
| 58               | Elida Municipal Schools                              | \$ 1,225  |
| 80               | Estancia Municipal Schools                           | \$ 4,784  |
| 65               | Farmington Municipal Schools                         | \$ 82,264   |
| 59               | Floyd Municipal Schools                              | \$ 1,629  |
| 19               | Gadsden Independent Schools                          | \$ 120,496  |

EXHIBIT A (27183 - New Mexico Grown FY23-24)




Award Name: New Mexico Grown Grant-  
 Laws: 2023  
 HB/SB: SB-2, SB-4  
 Section: 5  
 Paragraph: 5 A-C

**State of New Mexico Special Appropriation- New Mexico Grown Grant/(27183) FINAL AWARD FY23-24**

| OBMS ENTITY CODE | LOCAL EDUCATION AGENCY            | District/State Charter Allocation<br>(Revenue Code 43202) |
|------------------|-----------------------------------|---|
| 43               | Gallup-McKinley County Schools    | \$ 84,304   |
| 5                | Hagerman Municipal Schools        | \$ 4,272  |
| 18               | Hatch Valley Public Schools       | \$ 12,825   |
| 33               | Hobbs Municipal Schools           | \$ 80,869   |
| 63               | Jemez Valley Public Schools       | \$ 1,952  |
| 7                | Lake Arthur Municipal Schools     | \$ 1,308  |
| 17               | Las Cruces Public Schools         | \$ 163,725  |
| 69               | Las Vegas City Public Schools     | \$ 8,153  |
| 29               | Lordsburg Municipal Schools       | \$ 3,248  |
| 86               | Los Lunas Public Schools          | \$ 66,870   |
| 11               | Maxwell Municipal Schools         | \$ 1,000  |
| 14               | Melrose Municipal Schools         | \$ 1,476  |
| 44               | Mora Independent Schools          | \$ 4,428  |
| 81               | Moriarty-Edgewood School District | \$ 18,414   |
| 82               | Mountainair Public Schools        | \$ 1,684  |
| 70               | Pecos Independent School District | \$ 4,925  |
| 72               | Pojoaque Valley Public Schools    | \$ 12,413   |
| 79               | Questa Independent Schools        | \$ 2,646  |
| 9                | Raton Public Schools              | \$ 7,161  |
| 83               | Rio Rancho Public Schools         | \$ 110,350  |
| 4                | Roswell Independent Schools       | \$ 91,767   |
| 71               | Santa Fe Public Schools           | \$ 76,434   |
| 25               | Santa Rosa Consolidated Schools   | \$ 5,558  |

EXHIBIT A (27183 - New Mexico Grown FY23-24)



Award Name: New Mexico Grown Grant-  
 Laws: 2023  
 HB/SB: SB-2, SB-4  
 Section: 5  
 Paragraph: 5 A-C

**State of New Mexico Special Appropriation- New Mexico Grown Grant/(27183) FINAL AWARD FY23-24**

| OBMS ENTITY CODE                         | LOCAL EDUCATION AGENCY                                       | District/State Charter Allocation<br>(Revenue Code 43202) |
|--|--|---|
| 23                                       | Silver Consolidated School District                          | \$ 15,043   |
| 74                                       | Socorro Consolidated Schools                                 | \$ 12,348   |
| 76                                       | Taos Municipal Schools                                       | \$ 17,388   |
| 73                                       | Truth or Consequences Municipal Schools                      | \$ 11,295   |
| 68                                       | West Las Vegas Public Schools                                | \$ 14,320   |
| 89                                       | Zuni Public School District                                  | \$ 11,686   |
| <b>STATE CHARTERS</b>                    |  |   |
| 516-001                                  | Albuquerque School of Excellence                             | \$ 7,233  |
| 532-001                                  | Aldo Leopold High School                                     | \$ 1,000  |
| 562-001                                  | Dzit Dit Lool School of Empowerment, Action and Perseverance | \$ 1,000  |
| 573-001                                  | Hózhó Academy  | \$ 5,445  |
| 535-001                                  | J. Paul Taylor Academy                                       | \$ 1,578  |
| 547-001                                  | McCurdy Charter School                                       | \$ 5,290  |
| 564-001                                  | Monte del Sol Charter School                                 | \$ 2,356  |
| 566-001                                  | Turquoise Trail Charter School                               | \$ 5,229  |
| <b>CONTRACTUALLY BASED ORGANIZATIONS</b> |  |   |
| 811-001                                  | Guadalupe Montessori School                                  | \$ 1,000.00   |
|  |  |   |
|  | <b>GRAND TOTAL</b>   | <b>\$ 2,000,000</b>                                       |



**Early Childhood**  
Education & Care Department

To: Christine Duncan Heritage Academy - At-Risk Afterschool Program

From: Loren Miller: Bureau Chief, Family Nutrition Bureau

Re: New Mexico Grown Allocation - FY24

Date: June 20, 2023

**Congratulations!** The Family Nutrition Bureau is pleased to notify you that your organization has been awarded **\$25,000** through the **New Mexico Grown program for Fiscal Year 2024**. This funding is based on reimbursement of purchases. Purchases must include NM Grown allowable products from NM Grown approved vendors only, in order to receive reimbursement. Your organization may begin purchasing locally grown, raised, or harvested foods on July 1, 2023. Reimbursement of purchases will occur by sending invoices/receipts to us by email. Please send receipts & purchase logs to FNB Fiscal Manager & Food Security Coordinator, monthly, or send as you spend. We ask that you send all receipts to us no later than May 31, 2024.

Your organization is allowed to spend a maximum amount of 40% of the *total* award on meat products: beef, pork, bison or lamb/mutton only; otherwise at least 60% of the award should include products covered in the Fruits/Vegetables+ section of allowable products list.

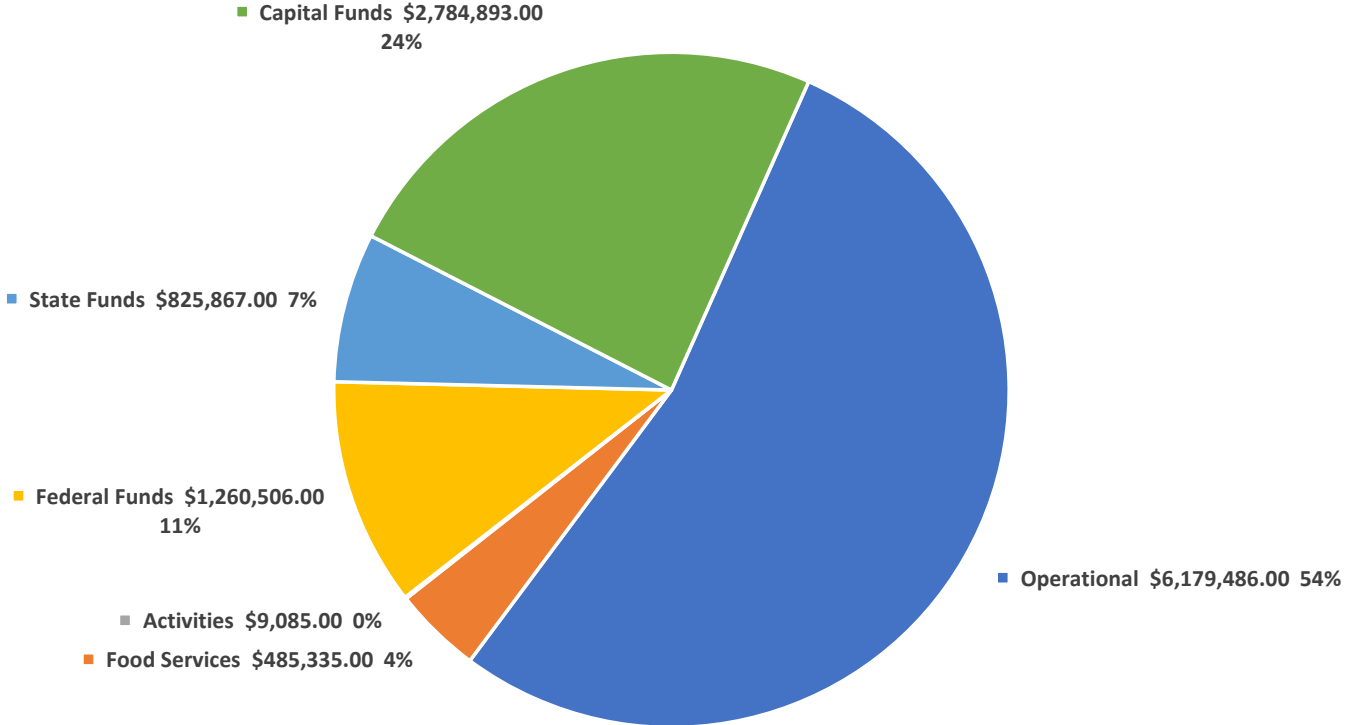
- Reimbursable products must be listed on the **NM Grown Allowable products list**
- Products purchased must be from NM Grown approved vendors only.
  - Please reference **NM Grown Approved Suppliers List** for full list of farmers, ranchers, & food hubs.

NM Grown grantees are required to provide ECECD with information on products that are purchased using an excel Purchase Log. This information must be sent with each invoice.

NM Grown grantees are allowed to contact any farmer, rancher, or food hub on the NM Grown Approved Suppliers List. Please reach out to Food Security Coordinator for support, coordination, or technical assistance.

**Congratulations! Thank you for applying to New Mexico Grown & supporting local.**

# Budget Distribution



**Asset**

|                          | <b>11000</b>          | <b>14000</b> | <b>21000</b>   | <b>23000</b>         | <b>23001</b>      | <b>23002</b>      | <b>23003</b>        |                |
|--------------------------|-----------------------|--------------|----------------|----------------------|-------------------|-------------------|---------------------|----------------|
| 11010 - Wells Fargo Cash | \$1,042,711.76        |              | \$98.37        | (\$47,156.11)        | \$6,093.41        | \$6,851.95        | (\$3,997.98)        | \$39.71        |
| 13000 - Receivables      | \$157.44              |              | \$0.00         | \$0.00               | \$0.00            | \$0.00            | \$0.00              | \$0.00         |
| 13011 - Taxes Receivable | \$2,293.42            |              | \$0.00         | \$0.00               | \$0.00            | \$0.00            | \$0.00              | \$0.00         |
| <b>Total</b>             | <b>\$1,045,162.62</b> |              | <b>\$98.37</b> | <b>(\$47,156.11)</b> | <b>\$6,093.41</b> | <b>\$6,851.95</b> | <b>(\$3,997.98)</b> | <b>\$39.71</b> |

**Liability**

|                                      | <b>11000</b>        | <b>14000</b> | <b>21000</b>  | <b>23000</b>      | <b>23001</b>  | <b>23002</b>  | <b>23003</b>  |               |
|--------------------------------------|---------------------|--------------|---------------|-------------------|---------------|---------------|---------------|---------------|
| 21011 - Accounts Payable             | \$25.70             |              | \$0.00        | \$0.00            | \$0.00        | \$0.00        | \$0.00        | \$0.00        |
| 21013 - Warrants Payable             | \$1,439.17          |              | \$0.00        | \$0.00            | \$0.00        | \$0.00        | \$0.00        | \$0.00        |
| 23123 - Retiree Health Care          | \$8,017.81          |              | \$0.00        | \$107.86          | \$0.00        | \$0.00        | \$0.00        | \$0.00        |
| 23124 - State Retirement (ERB)       | \$77,105.84         |              | \$0.00        | \$1,037.30        | \$0.00        | \$0.00        | \$0.00        | \$0.00        |
| 23125 - Health Insurance             | \$17,745.55         |              | \$0.00        | \$13.79           | \$0.00        | \$0.00        | \$0.00        | \$0.00        |
| 23140 - St. Unemployment Insurance-E | \$2,207.89          |              | \$0.00        | \$95.53           | \$0.00        | \$0.00        | \$0.00        | \$0.00        |
| 23142 - State Income Taxes           | \$8,211.71          |              | \$0.00        | \$36.56           | \$0.00        | \$0.00        | \$0.00        | \$0.00        |
| 23144 - Medicare                     | \$82.44             |              | \$0.00        | \$0.00            | \$0.00        | \$0.00        | \$0.00        | \$0.00        |
| 23145 - Workers Compensation         | \$126.70            |              | \$0.00        | \$4.30            | \$0.00        | \$0.00        | \$0.00        | \$0.00        |
| 23147 - Voluntary Deduction          | \$1,078.29          |              | \$0.00        | \$0.00            | \$0.00        | \$0.00        | \$0.00        | \$0.00        |
| 23149 - Court Ordered Assignments    | \$438.54            |              | \$0.00        | \$0.00            | \$0.00        | \$0.00        | \$0.00        | \$0.00        |
| 23150 - AFLAC                        | \$2,012.13          |              | \$0.00        | \$0.00            | \$0.00        | \$0.00        | \$0.00        | \$0.00        |
| <b>Total</b>                         | <b>\$118,491.77</b> |              | <b>\$0.00</b> | <b>\$1,295.34</b> | <b>\$0.00</b> | <b>\$0.00</b> | <b>\$0.00</b> | <b>\$0.00</b> |

**Fund Balance**

|  | <b>11000</b>        | <b>14000</b> | <b>21000</b>   | <b>23000</b>         | <b>23001</b>      | <b>23002</b>      | <b>23003</b>        |                |
|--|---------------------|--------------|----------------|----------------------|-------------------|-------------------|---------------------|----------------|
| 32000 - Fund Balance (Equity) Accounts | \$697,569.05        |              | \$98.37        | (\$6,044.84)         | \$5,943.41        | \$6,370.63        | \$0.00              | \$39.71        |
| Net Decrease/Increase                  | \$229,101.80        |              | \$0.00         | (\$42,406.61)        | \$150.00          | \$481.32          | (\$3,997.98)        | \$0.00         |
| <b>Total</b>                           | <b>\$926,670.85</b> |              | <b>\$98.37</b> | <b>(\$48,451.45)</b> | <b>\$6,093.41</b> | <b>\$6,851.95</b> | <b>(\$3,997.98)</b> | <b>\$39.71</b> |

**Liability + Fund Balance**

|              | <b>11000</b>          | <b>14000</b> | <b>21000</b>   | <b>23000</b>         | <b>23001</b>      | <b>23002</b>      | <b>23003</b>        |                |
|--------------|-----------------------|--------------|----------------|----------------------|-------------------|-------------------|---------------------|----------------|
| <b>Total</b> | <b>\$1,045,162.62</b> |              | <b>\$98.37</b> | <b>(\$47,156.11)</b> | <b>\$6,093.41</b> | <b>\$6,851.95</b> | <b>(\$3,997.98)</b> | <b>\$39.71</b> |

**Asset**

|                          | <b>23004</b>    | <b>23005</b>      | <b>23006</b>    | <b>23007</b>    | <b>23008</b>    | <b>23009</b>       | <b>23010</b>      |
|--------------------------|-----------------|-------------------|-----------------|-----------------|-----------------|--------------------|-------------------|
| 11010 - Wells Fargo Cash | \$487.93        | \$2,759.50        | \$140.02        | \$577.98        | \$456.00        | \$16,089.22        | \$6,244.38        |
| 13000 - Receivables      | \$0.00          | \$0.00            | \$0.00          | \$0.00          | \$0.00          | \$0.00             | \$0.00            |
| 13011 - Taxes Receivable | \$0.00          | \$0.00            | \$0.00          | \$0.00          | \$0.00          | \$0.00             | \$0.00            |
| <b>Total</b>             | <b>\$487.93</b> | <b>\$2,759.50</b> | <b>\$140.02</b> | <b>\$577.98</b> | <b>\$456.00</b> | <b>\$16,089.22</b> | <b>\$6,244.38</b> |

**Liability**

|                                      | <b>23004</b>  | <b>23005</b>  | <b>23006</b>  | <b>23007</b>  | <b>23008</b>  | <b>23009</b>  | <b>23010</b>  |
|--------------------------------------|---------------|---------------|---------------|---------------|---------------|---------------|---------------|
| 21011 - Accounts Payable             | \$0.00        | \$0.00        | \$0.00        | \$0.00        | \$0.00        | \$0.00        | \$0.00        |
| 21013 - Warrants Payable             | \$0.00        | \$0.00        | \$0.00        | \$0.00        | \$0.00        | \$0.00        | \$0.00        |
| 23123 - Retiree Health Care          | \$0.00        | \$0.00        | \$0.00        | \$0.00        | \$0.00        | \$0.00        | \$0.00        |
| 23124 - State Retirement (ERB)       | \$0.00        | \$0.00        | \$0.00        | \$0.00        | \$0.00        | \$0.00        | \$0.00        |
| 23125 - Health Insurance             | \$0.00        | \$0.00        | \$0.00        | \$0.00        | \$0.00        | \$0.00        | \$0.00        |
| 23140 - St. Unemployment Insurance-E | \$0.00        | \$0.00        | \$0.00        | \$0.00        | \$0.00        | \$0.00        | \$0.00        |
| 23142 - State Income Taxes           | \$0.00        | \$0.00        | \$0.00        | \$0.00        | \$0.00        | \$0.00        | \$0.00        |
| 23144 - Medicare                     | \$0.00        | \$0.00        | \$0.00        | \$0.00        | \$0.00        | \$0.00        | \$0.00        |
| 23145 - Workers Compensation         | \$0.00        | \$0.00        | \$0.00        | \$0.00        | \$0.00        | \$0.00        | \$0.00        |
| 23147 - Voluntary Deduction          | \$0.00        | \$0.00        | \$0.00        | \$0.00        | \$0.00        | \$0.00        | \$0.00        |
| 23149 - Court Ordered Assignments    | \$0.00        | \$0.00        | \$0.00        | \$0.00        | \$0.00        | \$0.00        | \$0.00        |
| 23150 - AFLAC                        | \$0.00        | \$0.00        | \$0.00        | \$0.00        | \$0.00        | \$0.00        | \$0.00        |
| <b>Total</b>                         | <b>\$0.00</b> | <b>\$0.00</b> | <b>\$0.00</b> | <b>\$0.00</b> | <b>\$0.00</b> | <b>\$0.00</b> | <b>\$0.00</b> |

**Fund Balance**

|  | <b>23004</b>    | <b>23005</b>      | <b>23006</b>    | <b>23007</b>    | <b>23008</b>    | <b>23009</b>       | <b>23010</b>      |
|--|-----------------|-------------------|-----------------|-----------------|-----------------|--------------------|-------------------|
| 32000 - Fund Balance (Equity) Accounts | \$352.08        | \$2,759.50        | \$140.02        | \$577.98        | \$456.00        | \$6,551.59         | \$4,240.58        |
| Net Decrease/Increase                  | \$135.85        | \$0.00            | \$0.00          | \$0.00          | \$0.00          | \$9,537.63         | \$2,003.80        |
| <b>Total</b>                           | <b>\$487.93</b> | <b>\$2,759.50</b> | <b>\$140.02</b> | <b>\$577.98</b> | <b>\$456.00</b> | <b>\$16,089.22</b> | <b>\$6,244.38</b> |

**Liability + Fund Balance**

|              | <b>23004</b>    | <b>23005</b>      | <b>23006</b>    | <b>23007</b>    | <b>23008</b>    | <b>23009</b>       | <b>23010</b>      |
|--------------|-----------------|-------------------|-----------------|-----------------|-----------------|--------------------|-------------------|
| <b>Total</b> | <b>\$487.93</b> | <b>\$2,759.50</b> | <b>\$140.02</b> | <b>\$577.98</b> | <b>\$456.00</b> | <b>\$16,089.22</b> | <b>\$6,244.38</b> |

Selection

**Asset**

|                          | <b>23102</b>      | <b>24101</b>         | <b>24106</b>         | <b>24118</b>    | <b>24153</b>        | <b>24154</b>         | <b>24183</b>  |
|--------------------------|-------------------|----------------------|----------------------|-----------------|---------------------|----------------------|---------------|
| 11010 - Wells Fargo Cash | (\$743.18)        | (\$77,179.74)        | (\$23,365.12)        | \$419.42        | (\$3,981.45)        | (\$28,154.47)        | \$0.00        |
| 13000 - Receivables      | \$0.00            | \$0.00               | \$0.00               | \$0.00          | \$0.00              | \$0.00               | \$0.00        |
| 13011 - Taxes Receivable | \$0.00            | \$0.00               | \$0.00               | \$0.00          | \$0.00              | \$0.00               | \$0.00        |
| <b>Total</b>             | <b>(\$743.18)</b> | <b>(\$77,179.74)</b> | <b>(\$23,365.12)</b> | <b>\$419.42</b> | <b>(\$3,981.45)</b> | <b>(\$28,154.47)</b> | <b>\$0.00</b> |

**Liability**

|                                      | <b>23102</b>  | <b>24101</b>      | <b>24106</b>      | <b>24118</b>  | <b>24153</b>  | <b>24154</b>    | <b>24183</b>  |
|--------------------------------------|---------------|-------------------|-------------------|---------------|---------------|-----------------|---------------|
| 21011 - Accounts Payable             | \$0.00        | \$0.00            | \$0.00            | \$0.00        | \$0.00        | \$0.00          | \$0.00        |
| 21013 - Warrants Payable             | \$0.00        | \$0.00            | \$0.00            | \$0.00        | \$0.00        | \$0.00          | \$0.00        |
| 23123 - Retiree Health Care          | \$0.00        | \$416.77          | \$131.57          | \$0.00        | \$0.00        | \$13.83         | \$0.00        |
| 23124 - State Retirement (ERB)       | \$0.00        | \$4,008.12        | \$1,265.20        | \$0.00        | \$0.00        | \$132.86        | \$0.00        |
| 23125 - Health Insurance             | \$0.00        | \$1,387.10        | \$170.48          | \$0.00        | \$0.00        | \$0.00          | \$0.00        |
| 23140 - St. Unemployment Insurance-E | \$0.00        | \$114.40          | \$100.03          | \$0.00        | \$0.00        | \$0.00          | \$0.00        |
| 23142 - State Income Taxes           | \$0.00        | \$389.24          | \$71.72           | \$0.00        | \$0.00        | \$16.11         | \$0.00        |
| 23144 - Medicare                     | \$0.00        | \$0.00            | \$0.00            | \$0.00        | \$0.00        | \$0.00          | \$0.00        |
| 23145 - Workers Compensation         | \$0.00        | \$12.90           | \$12.90           | \$0.00        | \$0.00        | \$0.00          | \$0.00        |
| 23147 - Voluntary Deduction          | \$0.00        | \$0.00            | \$0.00            | \$0.00        | \$0.00        | \$0.00          | \$0.00        |
| 23149 - Court Ordered Assignments    | \$0.00        | \$0.00            | \$0.00            | \$0.00        | \$0.00        | \$0.00          | \$0.00        |
| 23150 - AFLAC                        | \$0.00        | \$493.92          | \$0.00            | \$0.00        | \$0.00        | \$0.00          | \$0.00        |
| <b>Total</b>                         | <b>\$0.00</b> | <b>\$6,822.45</b> | <b>\$1,751.90</b> | <b>\$0.00</b> | <b>\$0.00</b> | <b>\$162.80</b> | <b>\$0.00</b> |

**Fund Balance**

|  | <b>23102</b>      | <b>24101</b>         | <b>24106</b>         | <b>24118</b>    | <b>24153</b>        | <b>24154</b>         | <b>24183</b>  |
|--|-------------------|----------------------|----------------------|-----------------|---------------------|----------------------|---------------|
| 32000 - Fund Balance (Equity) Accounts | (\$743.18)        | (\$87,355.22)        | (\$53,744.22)        | \$419.42        | (\$7,172.00)        | \$0.00               | (\$6,532.14)  |
| Net Decrease/Increase                  | \$0.00            | \$3,353.03           | \$28,627.20          | \$0.00          | \$3,190.55          | (\$28,317.27)        | \$6,532.14    |
| <b>Total</b>                           | <b>(\$743.18)</b> | <b>(\$84,002.19)</b> | <b>(\$25,117.02)</b> | <b>\$419.42</b> | <b>(\$3,981.45)</b> | <b>(\$28,317.27)</b> | <b>\$0.00</b> |

**Liability + Fund Balance**

|              | <b>23102</b>      | <b>24101</b>         | <b>24106</b>         | <b>24118</b>    | <b>24153</b>        | <b>24154</b>         | <b>24183</b>  |
|--------------|-------------------|----------------------|----------------------|-----------------|---------------------|----------------------|---------------|
| <b>Total</b> | <b>(\$743.18)</b> | <b>(\$77,179.74)</b> | <b>(\$23,365.12)</b> | <b>\$419.42</b> | <b>(\$3,981.45)</b> | <b>(\$28,154.47)</b> | <b>\$0.00</b> |

Selection

**Asset**

|                          | <b>24308</b>         | <b>24330</b>          | <b>24346</b>  | <b>25153</b>       | <b>25171</b>       | <b>25205</b>         | <b>26107</b>         |
|--------------------------|----------------------|-----------------------|---------------|--------------------|--------------------|----------------------|----------------------|
| 11010 - Wells Fargo Cash | (\$16,182.92)        | (\$200,625.26)        | \$0.00        | \$67,373.99        | \$12,403.41        | (\$18,693.50)        | (\$89,445.94)        |
| 13000 - Receivables      | \$0.00               | \$0.00                | \$0.00        | \$0.00             | \$0.00             | \$0.00               | \$0.00               |
| 13011 - Taxes Receivable | \$144.78             | \$52.94               | \$0.00        | \$0.00             | \$0.00             | \$20.56              | \$35.19              |
| <b>Total</b>             | <b>(\$16,038.14)</b> | <b>(\$200,572.32)</b> | <b>\$0.00</b> | <b>\$67,373.99</b> | <b>\$12,403.41</b> | <b>(\$18,672.94)</b> | <b>(\$89,410.75)</b> |

**Liability**

|                                      | <b>24308</b>      | <b>24330</b>       | <b>24346</b>  | <b>25153</b>  | <b>25171</b>    | <b>25205</b>    | <b>26107</b>      |
|--------------------------------------|-------------------|--------------------|---------------|---------------|-----------------|-----------------|-------------------|
| 21011 - Accounts Payable             | \$0.00            | \$0.00             | \$0.00        | \$0.00        | \$0.00          | \$0.00          | \$0.00            |
| 21013 - Warrants Payable             | \$0.00            | \$0.00             | \$0.00        | \$0.00        | \$0.00          | \$0.00          | \$0.00            |
| 23123 - Retiree Health Care          | \$175.62          | \$955.98           | \$0.00        | \$0.00        | \$32.53         | \$41.28         | \$569.67          |
| 23124 - State Retirement (ERB)       | \$1,688.90        | \$9,193.80         | \$0.00        | \$0.00        | \$312.88        | \$396.76        | \$5,470.38        |
| 23125 - Health Insurance             | \$281.29          | (\$548.42)         | \$0.00        | \$0.00        | \$3.23          | \$395.85        | \$1,063.07        |
| 23140 - St. Unemployment Insurance-E | \$159.59          | \$482.42           | \$0.00        | \$0.01        | \$31.04         | \$5.80          | \$490.05          |
| 23142 - State Income Taxes           | \$122.90          | \$997.28           | \$0.00        | \$0.00        | \$10.74         | \$37.26         | \$420.69          |
| 23144 - Medicare                     | \$0.00            | \$0.00             | \$0.00        | \$0.00        | \$0.00          | \$0.00          | \$0.00            |
| 23145 - Workers Compensation         | \$0.00            | \$0.00             | \$0.00        | \$0.00        | \$0.00          | \$0.00          | \$0.00            |
| 23147 - Voluntary Deduction          | \$10.85           | \$0.00             | \$0.00        | \$0.00        | \$0.00          | \$13.52         | \$0.00            |
| 23149 - Court Ordered Assignments    | \$0.00            | \$0.00             | \$0.00        | \$0.00        | \$0.00          | \$0.00          | \$0.00            |
| 23150 - AFLAC                        | (\$214.85)        | \$0.00             | \$0.00        | \$0.00        | \$0.00          | \$0.00          | \$0.00            |
| <b>Total</b>                         | <b>\$2,224.30</b> | <b>\$11,081.06</b> | <b>\$0.00</b> | <b>\$0.01</b> | <b>\$390.42</b> | <b>\$890.47</b> | <b>\$8,013.86</b> |

**Fund Balance**

|  | <b>24308</b>         | <b>24330</b>          | <b>24346</b>  | <b>25153</b>       | <b>25171</b>       | <b>25205</b>         | <b>26107</b>         |
|--|----------------------|-----------------------|---------------|--------------------|--------------------|----------------------|----------------------|
| 32000 - Fund Balance (Equity) Accounts | (\$87,252.49)        | (\$63,467.73)         | (\$14,309.00) | \$67,588.57        | \$25,608.73        | (\$16,556.09)        | (\$138,896.36)       |
| Net Decrease/Increase                  | \$68,990.05          | (\$148,185.65)        | \$14,309.00   | (\$214.59)         | (\$13,595.74)      | (\$3,007.32)         | \$41,471.75          |
| <b>Total</b>                           | <b>(\$18,262.44)</b> | <b>(\$211,653.38)</b> | <b>\$0.00</b> | <b>\$67,373.98</b> | <b>\$12,012.99</b> | <b>(\$19,563.41)</b> | <b>(\$97,424.61)</b> |

**Liability + Fund Balance**

|              | <b>24308</b>         | <b>24330</b>          | <b>24346</b>  | <b>25153</b>       | <b>25171</b>       | <b>25205</b>         | <b>26107</b>         |
|--------------|----------------------|-----------------------|---------------|--------------------|--------------------|----------------------|----------------------|
| <b>Total</b> | <b>(\$16,038.14)</b> | <b>(\$200,572.32)</b> | <b>\$0.00</b> | <b>\$67,373.99</b> | <b>\$12,403.41</b> | <b>(\$18,672.94)</b> | <b>(\$89,410.75)</b> |

Selection

**Asset**

|                          | <b>26177</b>      | <b>26186</b>       | <b>27107</b>        | <b>27109</b>      | <b>27149</b>          | <b>27155</b>  | <b>28208</b>    |
|--------------------------|-------------------|--------------------|---------------------|-------------------|-----------------------|---------------|-----------------|
| 11010 - Wells Fargo Cash | (\$624.00)        | \$15,919.80        | (\$4,526.94)        | \$9,258.50        | (\$129,176.52)        | \$0.00        | \$407.47        |
| 13000 - Receivables      | \$0.00            | \$0.00             | \$0.00              | \$0.00            | \$0.00                | \$0.00        | \$0.00          |
| 13011 - Taxes Receivable | \$0.00            | \$0.00             | \$0.00              | \$0.00            | \$0.00                | \$17.31       | \$0.00          |
| <b>Total</b>             | <b>(\$624.00)</b> | <b>\$15,919.80</b> | <b>(\$4,526.94)</b> | <b>\$9,258.50</b> | <b>(\$129,159.21)</b> | <b>\$0.00</b> | <b>\$407.47</b> |

**Liability**

|                                      | <b>26177</b>  | <b>26186</b>  | <b>27107</b>  | <b>27109</b>  | <b>27149</b>  | <b>27155</b>      | <b>28208</b>  |
|--------------------------------------|---------------|---------------|---------------|---------------|---------------|-------------------|---------------|
| 21011 - Accounts Payable             | \$0.00        | \$0.00        | \$0.00        | \$0.00        | \$0.00        | \$0.00            | \$0.00        |
| 21013 - Warrants Payable             | \$0.00        | \$0.00        | \$0.00        | \$0.00        | \$0.00        | \$0.00            | \$0.00        |
| 23123 - Retiree Health Care          | \$0.00        | \$0.00        | \$0.00        | \$0.00        | \$0.00        | \$671.25          | \$0.00        |
| 23124 - State Retirement (ERB)       | \$0.00        | \$0.00        | \$0.00        | \$0.00        | \$0.00        | \$6,505.53        | \$0.00        |
| 23125 - Health Insurance             | \$0.00        | \$0.00        | \$0.00        | \$0.00        | \$0.00        | \$403.37          | \$0.00        |
| 23140 - St. Unemployment Insurance-E | \$0.00        | \$0.00        | \$0.00        | \$0.00        | \$0.00        | \$191.77          | \$0.00        |
| 23142 - State Income Taxes           | \$0.00        | \$0.00        | \$0.00        | \$0.00        | \$0.00        | \$569.60          | \$0.00        |
| 23144 - Medicare                     | \$0.00        | \$0.00        | \$0.00        | \$0.00        | \$0.00        | \$0.00            | \$0.00        |
| 23145 - Workers Compensation         | \$0.00        | \$0.00        | \$0.00        | \$0.00        | \$0.00        | \$6.60            | \$0.00        |
| 23147 - Voluntary Deduction          | \$0.00        | \$0.00        | \$0.00        | \$0.00        | \$0.00        | \$0.00            | \$0.00        |
| 23149 - Court Ordered Assignments    | \$0.00        | \$0.00        | \$0.00        | \$0.00        | \$0.00        | \$0.00            | \$0.00        |
| 23150 - AFLAC                        | \$0.00        | \$0.00        | \$0.00        | \$0.00        | \$0.00        | \$0.00            | \$0.00        |
| <b>Total</b>                         | <b>\$0.00</b> | <b>\$0.00</b> | <b>\$0.00</b> | <b>\$0.00</b> | <b>\$0.00</b> | <b>\$8,348.12</b> | <b>\$0.00</b> |

**Fund Balance**

|  | <b>26177</b>      | <b>26186</b>       | <b>27107</b>        | <b>27109</b>      | <b>27149</b>          | <b>27155</b>  | <b>28208</b>    |
|--|-------------------|--------------------|---------------------|-------------------|-----------------------|---------------|-----------------|
| 32000 - Fund Balance (Equity) Accounts | (\$624.00)        | (\$3,578.62)       | \$0.00              | \$3,500.58        | (\$125,293.02)        | (\$4,899.00)  | \$1,804.04      |
| Net Decrease/Increase                  | \$0.00            | \$19,498.42        | (\$4,526.94)        | \$5,757.92        | (\$12,214.31)         | \$4,899.00    | (\$1,399.84)    |
| <b>Total</b>                           | <b>(\$624.00)</b> | <b>\$15,919.80</b> | <b>(\$4,526.94)</b> | <b>\$9,258.50</b> | <b>(\$137,507.33)</b> | <b>\$0.00</b> | <b>\$404.20</b> |

**Liability + Fund Balance**

|              | <b>26177</b>      | <b>26186</b>       | <b>27107</b>        | <b>27109</b>      | <b>27149</b>          | <b>27155</b>  | <b>28208</b>    |
|--------------|-------------------|--------------------|---------------------|-------------------|-----------------------|---------------|-----------------|
| <b>Total</b> | <b>(\$624.00)</b> | <b>\$15,919.80</b> | <b>(\$4,526.94)</b> | <b>\$9,258.50</b> | <b>(\$129,159.21)</b> | <b>\$0.00</b> | <b>\$407.47</b> |

Selection

**Asset**

|                          | <b>28211</b>         | <b>31200</b>          | <b>31600</b>        | <b>31700</b>  | <b>31701</b>        | <b>31703</b>       | <b>Total</b>          |
|--------------------------|----------------------|-----------------------|---------------------|---------------|---------------------|--------------------|-----------------------|
| 11010 - Wells Fargo Cash | (\$13,115.36)        | (\$252,167.51)        | \$869,379.74        | \$0.00        | \$343,087.93        | \$15,326.92        | \$1,506,991.41        |
| 13000 - Receivables      | \$0.00               | \$0.00                | \$0.00              | \$0.00        | \$0.00              | \$0.00             | \$157.44              |
| 13011 - Taxes Receivable | \$0.00               | \$0.00                | \$0.00              | \$0.00        | \$0.00              | \$0.00             | \$2,564.20            |
| <b>Total</b>             | <b>(\$13,115.36)</b> | <b>(\$252,167.51)</b> | <b>\$869,379.74</b> | <b>\$0.00</b> | <b>\$343,087.93</b> | <b>\$15,326.92</b> | <b>\$1,509,713.05</b> |

**Liability**

|                                      | <b>28211</b>  | <b>31200</b>  | <b>31600</b>      | <b>31700</b>  | <b>31701</b>  | <b>31703</b>  | <b>Total</b>        |
|--------------------------------------|---------------|---------------|-------------------|---------------|---------------|---------------|---------------------|
| 21011 - Accounts Payable             | \$0.00        | \$0.00        | \$0.00            | \$0.00        | \$0.00        | \$0.00        | \$25.70             |
| 21013 - Warrants Payable             | \$0.00        | \$0.00        | \$0.00            | \$0.00        | \$0.00        | \$0.00        | \$1,439.17          |
| 23123 - Retiree Health Care          | \$0.00        | \$0.00        | \$88.53           | \$0.00        | \$0.00        | \$0.00        | \$11,222.70         |
| 23124 - State Retirement (ERB)       | \$0.00        | \$0.00        | \$851.23          | \$0.00        | \$0.00        | \$0.00        | \$107,968.80        |
| 23125 - Health Insurance             | \$0.00        | \$0.00        | \$2,239.20        | \$0.00        | \$0.00        | \$0.00        | \$23,154.51         |
| 23140 - St. Unemployment Insurance-E | \$0.00        | \$0.00        | \$9.74            | \$0.00        | \$0.00        | \$0.00        | \$3,891.54          |
| 23142 - State Income Taxes           | \$0.00        | \$0.00        | \$29.66           | \$0.00        | \$0.00        | \$0.00        | \$10,913.47         |
| 23144 - Medicare                     | \$0.00        | \$0.00        | \$0.00            | \$0.00        | \$0.00        | \$0.00        | \$82.44             |
| 23145 - Workers Compensation         | \$0.00        | \$0.00        | \$0.00            | \$0.00        | \$0.00        | \$0.00        | \$163.40            |
| 23147 - Voluntary Deduction          | \$0.00        | \$0.00        | \$0.00            | \$0.00        | \$0.00        | \$0.00        | \$1,102.66          |
| 23149 - Court Ordered Assignments    | \$0.00        | \$0.00        | \$0.00            | \$0.00        | \$0.00        | \$0.00        | \$438.54            |
| 23150 - AFLAC                        | \$0.00        | \$0.00        | \$0.00            | \$0.00        | \$0.00        | \$0.00        | \$2,291.20          |
| <b>Total</b>                         | <b>\$0.00</b> | <b>\$0.00</b> | <b>\$3,218.36</b> | <b>\$0.00</b> | <b>\$0.00</b> | <b>\$0.00</b> | <b>\$162,694.13</b> |

**Fund Balance**

|  | <b>28211</b>         | <b>31200</b>          | <b>31600</b>        | <b>31700</b>  | <b>31701</b>        | <b>31703</b>       | <b>Total</b>          |
|--|----------------------|-----------------------|---------------------|---------------|---------------------|--------------------|-----------------------|
| 32000 - Fund Balance (Equity) Accounts | (\$13,115.36)        | (\$75,443.00)         | \$1,733,725.95      | (\$20,350.00) | \$701,064.66        | \$0.92             | \$2,533,435.52        |
| Net Decrease/Increase                  | \$0.00               | (\$176,724.51)        | (\$867,564.57)      | \$20,350.00   | (\$357,976.73)      | \$15,326.00        | (\$1,186,416.60)      |
| <b>Total</b>                           | <b>(\$13,115.36)</b> | <b>(\$252,167.51)</b> | <b>\$866,161.38</b> | <b>\$0.00</b> | <b>\$343,087.93</b> | <b>\$15,326.92</b> | <b>\$1,347,018.92</b> |

**Liability + Fund Balance**

|              | <b>28211</b>         | <b>31200</b>          | <b>31600</b>        | <b>31700</b>  | <b>31701</b>        | <b>31703</b>       | <b>Total</b>          |
|--------------|----------------------|-----------------------|---------------------|---------------|---------------------|--------------------|-----------------------|
| <b>Total</b> | <b>(\$13,115.36)</b> | <b>(\$252,167.51)</b> | <b>\$869,379.74</b> | <b>\$0.00</b> | <b>\$343,087.93</b> | <b>\$15,326.92</b> | <b>\$1,509,713.05</b> |

Selection

Status Posted

Journal Entry #

|                                    |              |                  |                   |
|------------------------------------|--------------|------------------|-------------------|
| Bank Statement Ending Balance      | 1,766,412.72 | Service Charge   | 0.00              |
| Less: Uncleared Payments           | 259,421.31   | Interest Earned  | 0.00              |
| Add: Uncleared Deposits            | 0.00         |                  |                   |
| Add: Uncleared Other               | 0.00         | Cleared Payments | 678,058.96        |
| Adjusted Bank Balance              | 1,506,991.41 | Cleared Deposits | 571,552.66        |
| System Cash Balance                | 1,506,991.41 | Cleared Other    | 734.30-           |
| Add: Unposted Charges and Interest | 0.00         |                  |                   |
| Revised System Cash Balance        | 1,506,991.41 | Submitted By     | KHUNT, 12/08/2023 |
| Difference                         | 0.00         | Posted By        | KHUNT, 12/08/2023 |

Uncleared Payments

| Issued   | Check # | Check Amount | Pay To Name                                 | Vendor ID | Emp ID | Bank Acct |
|----------|---------|--------------|---|-----------|--------|-----------|
| 06/13/23 | 14421   | 230.35       | Pre-Paid Legal Services, Inc.               | 901000    |        | 130MAIN   |
| 06/23/23 | 14365   | 475.00       | AXA Equitable Life Ins Co                   | 901014    |        | 130MAIN   |
| 06/23/23 | 14366   | 1,125.59     | Equivest Annuity Lockbox                    | 901014    |        | 130MAIN   |
| 06/27/23 | 14394   | 390.40       | Albuquerque Public Schools Graphics         | 000106    |        | 130MAIN   |
| 06/27/23 | 14396   | 44.00        | Angel Hernandez                             | 010274    |        | 130MAIN   |
| 06/30/23 | 14422   | 50.00        | Metropolitan Life Insurance                 | 901002    |        | 130MAIN   |
| 07/07/23 | 14390   | 475.00       | AXA Equitable Life Ins Co                   | 901014    |        | 130MAIN   |
| 07/07/23 | 14391   | 1,125.59     | Equivest Annuity Lockbox                    | 901014    |        | 130MAIN   |
| 07/21/23 | 14413   | 475.00       | AXA Equitable Life Ins Co                   | 901014    |        | 130MAIN   |
| 07/21/23 | 14414   | 1,125.59     | Equivest Annuity Lockbox                    | 901014    |        | 130MAIN   |
| 08/04/23 | 14417   | 475.00       | AXA Equitable Life Ins Co                   | 901014    |        | 130MAIN   |
| 08/04/23 | 14488   | 100.00       | AXA Equitable Life Ins Co                   | 901014    |        | 130MAIN   |
| 08/18/23 | 14505   | 1,462.69     | AXA Equitable Life Ins Co                   | 901014    |        | 130MAIN   |
| 08/18/23 | 14506   | 100.00       | Equivest Annuity Lockbox                    | 901014    |        | 130MAIN   |
| 08/18/23 | 14517   | 888.94       | Charter School Nursing Service              | 000251    |        | 130MAIN   |
| 09/01/23 | 14546   | 1,462.69     | AXA Equitable Life Ins Co                   | 901014    |        | 130MAIN   |
| 09/01/23 | 14547   | 100.00       | Equivest Annuity Lockbox                    | 901014    |        | 130MAIN   |
| 09/11/23 | 14555   | 568.35       | Complete Behavioral Heath                   | 010223    |        | 130MAIN   |
| 09/15/23 | 14576   | 1,462.69     | AXA Equitable Life Ins Co                   | 901014    |        | 130MAIN   |
| 09/15/23 | 14577   | 100.00       | Equivest Annuity Lockbox                    | 901014    |        | 130MAIN   |
| 09/22/23 | 14609   | 188.10       | APS-Transportation Mechanical Cente         | 000092    |        | 130MAIN   |
| 09/29/23 | 14631   | 1,462.69     | AXA Equitable Life Ins Co                   | 901014    |        | 130MAIN   |
| 09/29/23 | 14632   | 100.00       | Equivest Annuity Lockbox                    | 901014    |        | 130MAIN   |
| 10/11/23 | 14655   | 1,353.71     | Association of Charter School Education Ser | 000635    |        | 130MAIN   |
| 10/11/23 | 14657   | 517.87       | Brady Industries, LLC                       | 000620    |        | 130MAIN   |
| 10/11/23 | 14661   | 6,433.72     | Cooperative Educational Services            | 000070    |        | 130MAIN   |

Selection Grouped by Org, Cash Object, Statement Date - Sorted by Item date, Item #, (Org = 130, Cash Object IN ('11010'), Bank Statement Date = 11/30/2023, Uncleared Only? = No)



Statement Date 11/30/2023

Cash Object 11010

Status Posted

Journal Entry #

Uncleared Payments (continued)

| Issued   | Check # | Check Amount | Pay To Name                                 | Vendor ID | Emp ID | Bank Acct |
|----------|---------|--------------|---|-----------|--------|-----------|
| 10/11/23 | 14680   | 3,281.27     | Cooperative Educational Services            | 000070    |        | 130MAIN   |
| 10/11/23 | 14681   | 876.40       | Sandia Office Supply                        | 000500    |        | 130MAIN   |
| 10/11/23 | 14685   | 1,769.05     | The Prophet Corporation                     | 010220    |        | 130MAIN   |
| 10/13/23 | 14688   | 1,477.69     | AXA Equitable Life Ins Co                   | 901014    |        | 130MAIN   |
| 10/13/23 | 14689   | 100.00       | Equest Annuity Lockbox                      | 901014    |        | 130MAIN   |
| 10/23/23 | 14702   | 3,455.56     | Cooperative Educational Services            | 000070    |        | 130MAIN   |
| 10/23/23 | 14710   | 1,434.08     | Learning A-Z                                | 000473    |        | 130MAIN   |
| 10/23/23 | 14714   | 2,000.00     | New Mexico Highlands University             | 000477    |        | 130MAIN   |
| 10/23/23 | 14720   | 59.00        | Rafael Leos Gonzalez                        | 010354    |        | 130MAIN   |
| 10/23/23 | 14724   | 870.00       | University of New Mexico                    | 010341    |        | 130MAIN   |
| 10/27/23 | 14728   | 1,462.69     | AXA Equitable Life Ins Co                   | 901014    |        | 130MAIN   |
| 10/27/23 | 14729   | 100.00       | Equest Annuity Lockbox                      | 901014    |        | 130MAIN   |
| 11/10/23 | 14733   | 1,462.69     | AXA Equitable Life Ins Co                   | 901014    |        | 130MAIN   |
| 11/10/23 | 14734   | 100.00       | Equest Annuity Lockbox                      | 901014    |        | 130MAIN   |
| 11/10/23 | 14742   | 48,636.12    | Saylor Family Trust, LLC                    | 000555    |        | 130MAIN   |
| 11/13/23 | 14754   | 3,872.36     | Cooperative Educational Services            | 000070    |        | 130MAIN   |
| 11/13/23 | 14758   | 17,990.00    | Dual Language Education of NM               | 000156    |        | 130MAIN   |
| 11/13/23 | 14761   | 2,864.92     | Heritage Hotels and Resorts                 | 010344    |        | 130MAIN   |
| 11/17/23 | 14771   | 1,145.00     | Albuquerque Charter School League           | 000744    |        | 130MAIN   |
| 11/17/23 | 14774   | 6,241.03     | Amazon                                      | 010289    |        | 130MAIN   |
| 11/17/23 | 14775   | 80,575.73    | Association of Charter School Education Ser | 000635    |        | 130MAIN   |
| 11/17/23 | 14777   | 35.74        | Casey Benavidez                             | 010311    |        | 130MAIN   |
| 11/17/23 | 14779   | 4.76         | Comcast                                     | 000208    |        | 130MAIN   |
| 11/17/23 | 14781   | 5,381.26     | DMH Law, LLC                                | 010219    |        | 130MAIN   |
| 11/17/23 | 14792   | 3,456.94     | Quill Corporation                           | 000214    |        | 130MAIN   |
| 11/17/23 | 14795   | 46,480.00    | School Equipment, Inc.                      | 010115    |        | 130MAIN   |
| 11/24/23 | 14798   | 214.14       | Erika Villela                               |           | 000297 | 130MAIN   |
| 11/24/23 | 14799   | 1,462.69     | AXA Equitable Life Ins Co                   | 901014    |        | 130MAIN   |
| 11/24/23 | 14800   | 100.00       | Equest Annuity Lockbox                      | 901014    |        | 130MAIN   |
| 11/24/23 | 14802   | 219.22       | NM Child Supp Enforc Agency                 | 901001    |        | 130MAIN   |

**259,421.31**

Cleared Payments

| Issued   | Check # | Check Amount | Cleared Amount | Difference | Cleared  | Pay To Name                | Vendor ID | Emp ID | Bank Acct |
|----------|---------|--------------|----------------|------------|----------|----------------------------|-----------|--------|-----------|
| 09/22/23 | 14621   | 495.00       | 495.00         |            | 11/30/23 | NMASBO                     | 000353    |        | 130MAIN   |
| 10/23/23 | 14693   | 600.00       | 600.00         |            | 11/30/23 | Albert Sanchez Bus Company | 000549    |        | 130MAIN   |

Selection Grouped by Org, Cash Object, Statement Date - Sorted by Item date, Item #, (Org = 130, Cash Object IN ('11010'), Bank Statement Date = 11/30/2023, Uncleared Only? = No)



Statement Date 11/30/2023

Cash Object 11010

Status Posted

Journal Entry #

Cleared Payments (continued)

| Issued   | Check #          | Check Amount | Cleared Amount | Difference | Cleared  | Pay To Name                                 | Vendor ID | Emp ID | Bank Acct |
|----------|------------------|--------------|----------------|------------|----------|---|-----------|--------|-----------|
| 10/23/23 | 14696            | 858.90       | 858.90         |            | 11/30/23 | Barnes & Noble Booksellers                  | 010094    |        | 130MAIN   |
| 10/23/23 | 14703            | 29,462.35    | 29,462.35      |            | 11/30/23 | Diverse Development LLC                     | 010356    |        | 130MAIN   |
| 10/23/23 | 14704            | 5,381.26     | 5,381.26       |            | 11/30/23 | DMH Law, LLC                                | 010219    |        | 130MAIN   |
| 10/23/23 | 14705            | 187.25       | 187.25         |            | 11/30/23 | Einstein Noah Restaurant Group              | 010339    |        | 130MAIN   |
| 10/23/23 | 14707            | 1,715.21     | 1,715.21       |            | 11/30/23 | Ephesus Office Technologies                 | 000209    |        | 130MAIN   |
| 10/23/23 | 14708            | 59.00        | 59.00          |            | 11/30/23 | Erika Villela                               | 010355    |        | 130MAIN   |
| 10/23/23 | 14709            | 42.00        | 42.00          |            | 11/30/23 | Itzel Gutierrez                             | 010312    |        | 130MAIN   |
| 10/23/23 | 14711            | 1,697.72     | 1,697.72       |            | 11/30/23 | Lifetouch Natl School Studios               | 010015    |        | 130MAIN   |
| 10/23/23 | 14719            | 1,795.99     | 1,795.99       |            | 11/30/23 | Quill Corporation                           | 000214    |        | 130MAIN   |
| 10/23/23 | 14725            | 3,750.00     | 3,750.00       |            | 11/30/23 | Victory XR                                  | 010329    |        | 130MAIN   |
| 10/23/23 | 14726            | 1,452.60     | 1,452.60       |            | 11/30/23 | Wilson Language Training Corp               | 010009    |        | 130MAIN   |
| 10/27/23 | 14727            | 169.70       | 169.70         |            | 11/30/23 | Erika Villela                               |           | 000297 | 130MAIN   |
| 10/27/23 | 14731            | 219.22       | 219.22         |            | 11/30/23 | NM Child Supp Enforc Agency                 | 901001    |        | 130MAIN   |
| 11/10/23 | 14732            | 761.86       | 761.86         |            | 11/30/23 | Juan Brambila-Romano                        |           | 000298 | 130MAIN   |
| 11/10/23 | 14735            | 39,713.96    | 39,713.96      |            | 11/30/23 | EFTPS                                       | 900004    |        | 130MAIN   |
| 11/10/23 | 14736            | 219.22       | 219.22         |            | 11/30/23 | NM Child Supp Enforc Agency                 | 901001    |        | 130MAIN   |
| 11/10/23 | 14737            | 167.55       | 167.55         |            | 11/30/23 | Casey Benavidez                             | 010311    |        | 130MAIN   |
| 11/10/23 | 14738            | 59.00        | 59.00          |            | 11/30/23 | Juan Fernando Brambila Romano               | 010358    |        | 130MAIN   |
| 11/10/23 | 14739            | 903.50       | 903.50         |            | 11/30/23 | Oliver Gallegos, LCC                        | 010321    |        | 130MAIN   |
| 11/10/23 | 14740            | 830.00       | 830.00         |            | 11/30/23 | PSG Graphics                                | 000496    |        | 130MAIN   |
| 11/10/23 | 14741            | 12,102.00    | 12,102.00      |            | 11/30/23 | Rising Sun Technologies                     | 010179    |        | 130MAIN   |
| 11/10/23 | 14743            | 672.08       | 672.08         |            | 11/30/23 | Saylor Family Trust, LLC                    | 000555    |        | 130MAIN   |
| 11/10/23 | Batch 11/10/2023 | 125,909.93   | 125,909.93     |            | 11/30/23 |   |           |        | 130MAIN   |
| 11/13/23 | 14744            | 1,627.35     | 1,627.35       |            | 11/30/23 | ABCWUA                                      | 000221    |        | 130MAIN   |
| 11/13/23 | 14745            | 1,416.50     | 1,416.50       |            | 11/30/23 | Agri-Cultura Cooperative                    | 010333    |        | 130MAIN   |
| 11/13/23 | 14746            | 611.60       | 611.60         |            | 11/30/23 | Albuquerque Public Schools                  | 000092    |        | 130MAIN   |
| 11/13/23 | 14747            | 538.89       | 538.89         |            | 11/30/23 | Alpine Protection LLC                       | 010013    |        | 130MAIN   |
| 11/13/23 | 14748            | 297.73       | 297.73         |            | 11/30/23 | Amaro's Carpet Cleaning                     | 010114    |        | 130MAIN   |
| 11/13/23 | 14749            | 491.20       | 491.20         |            | 11/30/23 | Amazon                                      | 010289    |        | 130MAIN   |
| 11/13/23 | 14750            | 67,804.02    | 67,804.02      |            | 11/30/23 | Association of Charter School Education Ser | 000635    |        | 130MAIN   |
| 11/13/23 | 14751            | 1,474.50     | 1,474.50       |            | 11/30/23 | Ben E Keith Foods                           | 000493    |        | 130MAIN   |
| 11/13/23 | 14752            | 3,532.79     | 3,532.79       |            | 11/30/23 | Bilingual Multicultural Services Inc        | 000241    |        | 130MAIN   |
| 11/13/23 | 14753            | 2,017.97     | 2,017.97       |            | 11/30/23 | Charter School Nursing Service              | 000251    |        | 130MAIN   |
| 11/13/23 | 14755            | 2,204.81     | 2,204.81       |            | 11/30/23 | De Lage Landen Financial Services           | 000411    |        | 130MAIN   |
| 11/13/23 | 14756            | 345.00       | 345.00         |            | 11/30/23 | Directional Ad-Vantage Holding              | 010275    |        | 130MAIN   |

Selection Grouped by Org, Cash Object, Statement Date - Sorted by Item date, Item #, (Org = 130, Cash Object IN ('11010'), Bank Statement Date = 11/30/2023, Uncleared Only? = No)



Statement Date 11/30/2023

Cash Object 11010

Status Posted

Journal Entry #

Cleared Payments (continued)

| Issued   | Check #          | Check Amount      | Cleared Amount    | Difference | Cleared  | Pay To Name                    | Vendor ID | Emp ID | Bank Acct |
|----------|------------------|-------------------|-------------------|------------|----------|--------------------------------|-----------|--------|-----------|
| 11/13/23 | 14757            | 18,875.00         | 18,875.00         |            | 11/30/23 | DSI Technologies, LLC          | 010318    |        | 130MAIN   |
| 11/13/23 | 14759            | 211.35            | 211.35            |            | 11/30/23 | Einstein Noah Restaurant Group | 010339    |        | 130MAIN   |
| 11/13/23 | 14760            | 3,718.18          | 3,718.18          |            | 11/30/23 | Ephesus Office Technologies    | 000209    |        | 130MAIN   |
| 11/13/23 | 14762            | 305.15            | 305.15            |            | 11/30/23 | Koala Tee Screenprinting, Inc. | 010353    |        | 130MAIN   |
| 11/13/23 | 14763            | 134.86            | 134.86            |            | 11/30/23 | Melissa Mendonca               | 010202    |        | 130MAIN   |
| 11/13/23 | 14764            | 3,330.56          | 3,330.56          |            | 11/30/23 | Moss Adams LLP                 | 901011    |        | 130MAIN   |
| 11/13/23 | 14765            | 1,833.99          | 1,833.99          |            | 11/30/23 | Quill Corporation              | 000214    |        | 130MAIN   |
| 11/13/23 | 14766            | 83.50             | 83.50             |            | 11/30/23 | The Recognition Place          | 000718    |        | 130MAIN   |
| 11/13/23 | 14767            | 7,825.70          | 7,825.70          |            | 11/30/23 | TLC Company                    | 010343    |        | 130MAIN   |
| 11/13/23 | 14768            | 148.35            | 148.35            |            | 11/30/23 | Verizon Wireless               | 000206    |        | 130MAIN   |
| 11/13/23 | 14769            | 600.00            | 600.00            |            | 11/30/23 | Bilingual Nation USA LLC       | 000663    |        | 130MAIN   |
| 11/17/23 | 14770            | 507.79            | 507.79            |            | 11/30/23 | Adelante Development Center    | 010349    |        | 130MAIN   |
| 11/17/23 | 14772            | 99.60             | 99.60             |            | 11/30/23 | Albuquerque Public Schools     | 000092    |        | 130MAIN   |
| 11/17/23 | 14773            | 297.73            | 297.73            |            | 11/30/23 | Amaro's Carpet Cleaning        | 010114    |        | 130MAIN   |
| 11/17/23 | 14776            | 889.02            | 889.02            |            | 11/30/23 | Ben E Keith Foods              | 000493    |        | 130MAIN   |
| 11/17/23 | 14778            | 282.00            | 282.00            |            | 11/30/23 | Cintha Thomas                  | 010347    |        | 130MAIN   |
| 11/17/23 | 14780            | 945.00            | 945.00            |            | 11/30/23 | Complete Behavioral Heath      | 010223    |        | 130MAIN   |
| 11/17/23 | 14782            | 242.15            | 242.15            |            | 11/30/23 | Einstein Noah Restaurant Group | 010339    |        | 130MAIN   |
| 11/17/23 | 14783            | 50.00             | 50.00             |            | 11/30/23 | Jesus A Moncada                | 000111    |        | 130MAIN   |
| 11/17/23 | 14784            | 16.00             | 16.00             |            | 11/30/23 | Joel Sandoval                  | 010141    |        | 130MAIN   |
| 11/17/23 | 14785            | 302.77            | 302.77            |            | 11/30/23 | Julie Santistevan              | 010230    |        | 130MAIN   |
| 11/17/23 | 14786            | 319.54            | 319.54            |            | 11/30/23 | Karla Campos                   | 010225    |        | 130MAIN   |
| 11/17/23 | 14787            | 298.70            | 298.70            |            | 11/30/23 | Liliana Torres                 | 010294    |        | 130MAIN   |
| 11/17/23 | 14788            | 268.90            | 268.90            |            | 11/30/23 | Litzia Gonzalez-Rios           | LITGON    |        | 130MAIN   |
| 11/17/23 | 14789            | 115.86            | 115.86            |            | 11/30/23 | NM Gas Company                 | 000558    |        | 130MAIN   |
| 11/17/23 | 14790            | 3,859.07          | 3,859.07          |            | 11/30/23 | PNM                            | 000178    |        | 130MAIN   |
| 11/17/23 | 14791            | 520.00            | 520.00            |            | 11/30/23 | PSG Graphics                   | 000496    |        | 130MAIN   |
| 11/17/23 | 14793            | 525.84            | 525.84            |            | 11/30/23 | Sandia Office Supply           | 000500    |        | 130MAIN   |
| 11/17/23 | 14794            | 314.59            | 314.59            |            | 11/30/23 | Sayra Brambila                 | 010224    |        | 130MAIN   |
| 11/17/23 | 14796            | 298.02            | 298.02            |            | 11/30/23 | Theresa Bustos                 | 010132    |        | 130MAIN   |
| 11/17/23 | 14797            | 377.76            | 377.76            |            | 11/30/23 | TLC Company                    | 010343    |        | 130MAIN   |
| 11/24/23 | 14801            | 39,738.36         | 39,738.36         |            | 11/30/23 | EFTPS                          | 900004    |        | 130MAIN   |
| 11/24/23 | Batch 11/24/2023 | 127,722.88        | 127,722.88        |            | 11/30/23 |                                |           |        | 130MAIN   |
| 11/30/23 | Batch 11/30/2023 | 151,413.08        | 151,413.08        |            | 11/30/23 |                                |           |        | 130MAIN   |
|          |                  | <b>678,058.96</b> | <b>678,058.96</b> |            |          |                                |           |        |           |

Selection Grouped by Org, Cash Object, Statement Date - Sorted by Item date, Item #, (Org = 130, Cash Object IN ('11010'), Bank Statement Date = 11/30/2023, Uncleared Only? = No)

Statement Date 11/30/2023

Cash Object 11010

Status Posted Journal Entry #

**Cleared Deposits**

| Deposited | Deposit #        | Deposit Amount | Cleared Amount | Difference | Cleared  | Bank Acct |
|-----------|------------------|----------------|----------------|------------|----------|-----------|
| 11/30/23  | Batch 11/30/2023 | 571,552.66     | 571,552.66     |            | 11/30/23 | 130MAIN   |

**Cleared Other**

| Effective | JE #       | Amount         | Cleared Amount | Difference | Cleared  | JE Comment | Bank Acct |
|-----------|------------|----------------|----------------|------------|----------|------------|-----------|
| 11/10/23  | CA24-00007 | 50.00-         | 50.00-         |            | 11/30/23 |            |           |
| 11/30/23  | CA24-00005 | 684.30-        | 684.30-        |            | 11/30/23 |            |           |
|           |            | <b>734.30-</b> | <b>734.30-</b> |            |          |            |           |

| 130MAIN - Wells Fargo Checking |                |                                |          |              |              |   |           |     |            |                              |                |
|--------------------------------|----------------|--------------------------------|----------|--------------|--------------|---|-----------|-----|------------|------------------------------|----------------|
| Receipt Id                     | Receipt Status | Customer                       | Batch Id | Receipt Type | Receipt Date | Customer Reference #                    | Invoice # | Loc | Deposit Id | Comment                      | Receipt Amount |
| 24-0000159                     | Cleared        | Basketball Fund                | 1210     | Check        | 11/01/23     |   |           |     | 11-001     | Basketball Uniforms          | 90.00          |
|                                |                |                                |          |              |              | 23001-0000-41701-0000-001118-0000-00000 | 90.00     |     |            |                              |                |
| 24-0000160                     | Cleared        | World's Finest Chocolate Sales | 1210     | Check        | 11/01/23     |   |           |     | 11-001     | Chocolate Sales              | 60.00          |
|                                |                |                                |          |              |              | 23009-0000-41701-0000-001118-0000-00000 | 60.00     |     |            |                              |                |
| 24-0000161                     | Cleared        | Student Council                | 1210     | Check        | 11/01/23     |   |           |     | 11-001     | Student Council Fund         | 23.00          |
|                                |                |                                |          |              |              | 23004-0000-41701-0000-001118-0000-00000 | 23.00     |     |            |                              |                |
| 24-0000162                     | Cleared        | Basketball Fund                | 1211     | Check        | 11/02/23     |   |           |     | 11-001     | Basketball Uniforms          | 120.00         |
|                                |                |                                |          |              |              | 23001-0000-41701-0000-001118-0000-00000 | 120.00    |     |            |                              |                |
| 24-0000163                     | Cleared        | Basketball Fund                | 1211     | Check        | 11/02/23     |   |           |     | 11-001     | Basketball Uniforms          | 90.00          |
|                                |                |                                |          |              |              | 23001-0000-41701-0000-001118-0000-00000 | 90.00     |     |            |                              |                |
| 24-0000164                     | Cleared        | Thanksgiving- Meal             | 1218     | Check        | 11/06/23     |   |           |     | 11-001     | Thanksgiving Dinner Fundrais | 55.00          |
|                                |                |                                |          |              |              | 21000-0000-41603-0000-001118-0000-00000 | 55.00     |     |            |                              |                |
| 24-0000165                     | Cleared        | Sunshine Committee             | 1212     | Check        | 11/06/23     |   |           |     | 11-001     | Sunshine Committee Fund      | 20.00          |
|                                |                |                                |          |              |              | 23010-0000-41701-0000-001118-0000-00000 | 20.00     |     |            |                              |                |
| 24-0000166                     | Cleared        | Discretionary Fund Donations   | 1213     | Check        | 11/07/23     |   |           |     | 11-001     | Discretionary Funds          | 125.00         |
|                                |                |                                |          |              |              | 23010-0000-41701-0000-001118-0000-00000 | 125.00    |     |            |                              |                |
| 24-0000167                     | Cleared        | World's Finest Chocolate Sales | 1213     | Check        | 11/07/23     |   |           |     | 11-001     | Chocolate Sales              | 120.00         |
|                                |                |                                |          |              |              | 23009-0000-41701-0000-001118-0000-00000 | 120.00    |     |            |                              |                |
| 24-0000168                     | Cleared        | Basketball Fund                | 1214     | Check        | 11/10/23     |   |           |     | 11-001     | Basketball Uniforms          | 378.91         |
|                                |                |                                |          |              |              | 23001-0000-41701-0000-001118-0000-00000 | 378.91    |     |            |                              |                |
| 24-0000169                     | Cleared        | Thanksgiving- Meal             | 1219     | Check        | 11/10/23     |   |           |     | 11-001     | Thanksgiving Dinner Fundrais | 30.00          |
|                                |                |                                |          |              |              | 21000-0000-41603-0000-001118-0000-00000 | 30.00     |     |            |                              |                |
| 24-0000170                     | Cleared        | World's Finest Chocolate Sales | 1215     | Check        | 11/13/23     |   |           |     | 11-001     | Chocolate Sales              | 240.00         |
|                                |                |                                |          |              |              | 23009-0000-41701-0000-001118-0000-00000 | 240.00    |     |            |                              |                |
| 24-0000171                     | Cleared        | Thanksgiving- Meal             | 1220     | Check        | 11/13/23     |   |           |     | 11-001     | Thanksgiving Dinner Fundrais | 33.00          |
|                                |                |                                |          |              |              | 21000-0000-41603-0000-001118-0000-00000 | 33.00     |     |            |                              |                |
| 24-0000172                     | Cleared        | Thanksgiving- Meal             | 1221     | Check        | 11/14/23     |   |           |     | 11-001     | Thanksgiving Dinner Fundrais | 100.00         |
|                                |                |                                |          |              |              | 21000-0000-41603-0000-001118-0000-00000 | 100.00    |     |            |                              |                |
| 24-0000173                     | Cleared        | Adult Meals                    | 1222     | Check        | 11/15/23     |   |           |     | 11-001     | Adult Meal Collection        | 11.50          |
|                                |                |                                |          |              |              | 21000-0000-41603-0000-001118-0000-00000 | 11.50     |     |            |                              |                |
| 24-0000174                     | Cleared        | Discretionary Fund Donations   | 1217     | Check        | 11/15/23     |   |           |     | 11-001     | Discretionary Funds          | 273.86         |
|                                |                |                                |          |              |              | 23010-0000-41701-0000-001118-0000-00000 | 273.86    |     |            |                              |                |

\* On Hold

Selection Sorted by Receipt Id, Filtered by (Org = 130, Starting Receipt Date = 11/1/2023, Ending Receipt Date = 11/30/2023, User Created = N, On Hold? = Y, No Invoice = Y, Accounts? = Y, Recap = O, Sort/Group = )

| 130MAIN - Wells Fargo Checking |                |                                  |          |              |              |                      |           |     |            |                              |                |
|--------------------------------|----------------|----------------------------------|----------|--------------|--------------|----------------------|-----------|-----|------------|------------------------------|----------------|
| Receipt Id                     | Receipt Status | Customer                         | Batch Id | Receipt Type | Receipt Date | Customer Reference # | Invoice # | Loc | Deposit Id | Comment                      | Receipt Amount |
| 24-0000175                     | Cleared        | Title II Refund                  | 1231     | Check        | 11/15/23     | 072431               |           |     | 11-001     | NMABE Hotel Refund           | 490.19         |
|                                |                |                                  |          |              |              | 490.19               |           |     |            |                              |                |
| 24-0000176                     | Cleared        | Refund                           | 1217     | Check        | 11/15/23     | 12328382             |           |     | 11-001     | Orkin-Operational Refund     | 9.99           |
|                                |                |                                  |          |              |              | 9.99                 |           |     |            |                              |                |
| 24-0000177                     | Cleared        | Thanksgiving- Meal               | 1223     | Check        | 11/15/23     |                      |           |     | 11-001     | Thanksgiving Dinner Fundrais | 1,101.50       |
|                                |                |                                  |          |              |              | 1,101.50             |           |     |            |                              |                |
| 24-0000178                     | Cleared        | Thanksgiving- Meal               | 1224     | Check        | 11/16/23     |                      |           |     | 11-001     | Thanksgiving Dinner Fundrais | 35.00          |
|                                |                |                                  |          |              |              | 35.00                |           |     |            |                              |                |
| 24-0000179                     | Cleared        | Adult Meals                      | 1224     | Check        | 11/16/23     |                      |           |     | 11-001     | Adult Meal Collection        | 34.00          |
|                                |                |                                  |          |              |              | 34.00                |           |     |            |                              |                |
| 24-0000180                     | Cleared        | T-Shirt Sales                    | 1225     | Check        | 11/16/23     |                      |           |     | 11-001     | T-Shirts                     | 30.00          |
|                                |                |                                  |          |              |              | 30.00                |           |     |            |                              |                |
| 24-0000181                     | Cleared        | Basketball Fund                  | 1224     | Check        | 11/16/23     |                      |           |     | 11-001     | Basketball Game              | 108.30         |
|                                |                |                                  |          |              |              | 108.30               |           |     |            |                              |                |
| 24-0000182                     | Cleared        | T-Shirt Sales                    | 1226     | Check        | 11/17/23     |                      |           |     | 11-001     | T-Shirts                     | 60.00          |
|                                |                |                                  |          |              |              | 60.00                |           |     |            |                              |                |
| 24-0000183                     | Cleared        | Adult Meals                      | 1226     | Check        | 11/17/23     |                      |           |     | 11-001     | Adult Meal Collection        | 125.00         |
|                                |                |                                  |          |              |              | 125.00               |           |     |            |                              |                |
| 24-0000184                     | Cleared        | World's Finest Chocolate Sales   | 1226     | Check        | 11/17/23     |                      |           |     | 11-001     | Chocolate Sales              | 60.00          |
|                                |                |                                  |          |              |              | 60.00                |           |     |            |                              |                |
| 24-0000185                     | Cleared        | Adult Meals                      | 1227     | Check        | 11/27/23     |                      |           |     | 11-001     | Adult Meal Collection        | 76.50          |
|                                |                |                                  |          |              |              | 76.50                |           |     |            |                              |                |
| 24-0000186                     | Cleared        | World's Finest Chocolate Sales   | 1227     | Check        | 11/27/23     |                      |           |     | 11-001     | Chocolate Sales              | 61.25          |
|                                |                |                                  |          |              |              | 61.25                |           |     |            |                              |                |
| 24-0000187                     | Cleared        | Refund                           | 1229     | Check        | 11/27/23     | 245044               |           |     | 11-001     | Lexia Learning-Operational R | 1,141.76       |
|                                |                |                                  |          |              |              | 1,141.76             |           |     |            |                              |                |
| 24-0000188                     | Cleared        | T-Shirt Sales                    | 1230     | Check        | 11/28/23     |                      |           |     | 11-001     | T-Shirts                     | 15.00          |
|                                |                |                                  |          |              |              | 15.00                |           |     |            |                              |                |
| 24-0000189                     | Cleared        | World's Finest Chocolate Sales   | 1230     | Check        | 11/28/23     |                      |           |     | 11-001     | Chocolate Sales              | 60.00          |
|                                |                |                                  |          |              |              | 60.00                |           |     |            |                              |                |
| 24-0000190                     | Cleared        | (000001) State Equalization Guar | 1232     | Check        | 11/10/23     |                      |           |     | 11-001     | SEG November 2023            | 445,574.85     |
|                                |                |                                  |          |              |              | 445,574.85           |           |     |            |                              |                |

\* On Hold

Selection Sorted by Receipt Id, Filtered by (Org = 130, Starting Receipt Date = 11/1/2023, Ending Receipt Date = 11/30/2023, User Created = N, On Hold? = Y, No Invoice = Y, Accounts? = Y, Recap = O, Sort/Group = )

| 130MAIN - Wells Fargo Checking |                |                       |          |              |              |   |           |     |            |                            |                |
|--------------------------------|----------------|-----------------------|----------|--------------|--------------|---|-----------|-----|------------|----------------------------|----------------|
| Receipt Id                     | Receipt Status | Customer              | Batch Id | Receipt Type | Receipt Date | Customer Reference #                    | Invoice # | Loc | Deposit Id | Comment                    | Receipt Amount |
| 24-0000191                     | Cleared        | Gear Up NM            | 1233     | Check        | 11/15/23     |   |           |     | 11-001     | 08 and 09 2023 RFRs        | 4,422.03       |
|                                |                |                       |          |              |              | 25205-0000-43203-0000-001118-0000-00000 | 4,422.03  |     |            |                            |                |
| 24-0000192                     | Cleared        | (000015) SB-9 Local   | 1234     | Check        | 11/17/23     |   |           |     | 11-001     | Sandoval October 2023      | 41.07          |
|                                |                |                       |          |              |              | 31701-0000-41110-0000-001118-0000-00000 | 41.07     |     |            |                            |                |
| 24-0000193                     | Cleared        | (000014) HB-33 Local  | 1234     | Check        | 11/17/23     |   |           |     | 11-001     | Sandoval October 2023      | 80.55          |
|                                |                |                       |          |              |              | 31600-0000-41110-0000-001118-0000-00000 | 80.55     |     |            |                            |                |
| 24-0000194                     | Cleared        | (000030) SB-9 Fee     | 1234     | Check        | 11/17/23     |   |           |     | 11-001     | Sandoval October 2023 Fee  | .41-           |
|                                |                |                       |          |              |              | 31701-2300-53712-0000-001118-0000-00000 | .41-      |     |            |                            |                |
| 24-0000195                     | Cleared        | (000029) HB-33 Fee    | 1234     | Check        | 11/17/23     |   |           |     | 11-001     | Sandoval October 2023 Fee  | .81-           |
|                                |                |                       |          |              |              | 31600-2300-53712-0000-001118-0000-00000 | .81-      |     |            |                            |                |
| 24-0000196                     | Cleared        | (000014) HB-33 Local  | 1235     | Check        | 11/20/23     |   |           |     | 11-001     | Bernalillo October 2023    | 529.99         |
|                                |                |                       |          |              |              | 31600-0000-41110-0000-001118-0000-00000 | 529.99    |     |            |                            |                |
| 24-0000197                     | Cleared        | (000029) HB-33 Fee    | 1235     | Check        | 11/20/23     |   |           |     | 11-001     | Bernalillo October 2023    | 5.30-          |
|                                |                |                       |          |              |              | 31600-2300-53712-0000-001118-0000-00000 | 5.30-     |     |            |                            |                |
| 24-0000198                     | Cleared        | (000015) SB-9 Local   | 1235     | Check        | 11/20/23     |   |           |     | 11-001     | Bernalillo October 2023    | 268.77         |
|                                |                |                       |          |              |              | 31701-0000-41110-0000-001118-0000-00000 | 268.77    |     |            |                            |                |
| 24-0000199                     | Cleared        | (000030) SB-9 Fee     | 1235     | Check        | 11/20/23     |   |           |     | 11-001     | Bernalillo October 2023    | 2.69-          |
|                                |                |                       |          |              |              | 31701-2300-53712-0000-001118-0000-00000 | 2.69-     |     |            |                            |                |
| 24-0000200                     | Cleared        | (000022) CYFD - Meals | 1235     | Check        | 11/20/23     |   |           |     | 11-001     | CYFD Meals Claim           | 23,997.60      |
|                                |                |                       |          |              |              | 25171-0000-44301-0000-001118-0000-00000 | 23,997.60 |     |            |                            |                |
| 24-0000201                     | Cleared        | (000008) USDA         | 1235     | Check        | 11/24/23     |   |           |     | 11-001     | July 2023 SSO              | 11,427.33      |
|                                |                |                       |          |              |              | 21000-0000-44500-0000-001118-0000-00000 | 11,427.33 |     |            |                            |                |
| 24-0000202                     | Cleared        | (000015) SB-9 Local   | 1236     | Check        | 11/28/23     |   |           |     | 11-001     | Sandoval Makeup/Voided Pay | 8.32           |
|                                |                |                       |          |              |              | 31701-0000-41110-0000-001118-0000-00000 | 8.32      |     |            |                            |                |
| 24-0000203                     | Cleared        | (000030) SB-9 Fee     | 1236     | Check        | 11/28/23     |   |           |     | 11-001     | Sandoval Makeup/Voided Pay | .08-           |
|                                |                |                       |          |              |              | 31701-2300-53712-0000-001118-0000-00000 | .08-      |     |            |                            |                |
| 24-0000204                     | Cleared        | (000014) HB-33 Local  | 1236     | Check        | 11/28/23     |   |           |     | 11-001     | Sandoval Makeup/Voided Pay | 11.21          |
|                                |                |                       |          |              |              | 31600-0000-41110-0000-001118-0000-00000 | 11.21     |     |            |                            |                |
| 24-0000205                     | Cleared        | (000029) HB-33 Fee    | 1236     | Check        | 11/28/23     |   |           |     | 11-001     | Sandoval Makeup/Voided Pay | .11-           |
|                                |                |                       |          |              |              | 31600-2300-53712-0000-001118-0000-00000 | .11-      |     |            |                            |                |
| 24-0000206                     | Cleared        | (000008) USDA         | 1236     | Check        | 11/28/23     |   |           |     | 11-001     | September 2023             | 35,459.21      |
|                                |                |                       |          |              |              | 21000-0000-44500-0000-001118-0000-00000 | 35,459.21 |     |            |                            |                |

\* On Hold

Selection Sorted by Receipt Id, Filtered by (Org = 130, Starting Receipt Date = 11/1/2023, Ending Receipt Date = 11/30/2023, User Created = N, On Hold? = Y, No Invoice = Y, Accounts? = Y, Recap = O, Sort/Group = )

| 130MAIN - Wells Fargo Checking                |                |                                |          |              |              |                      |           |     |            |  |                   |
|---|----------------|--------------------------------|----------|--------------|--------------|----------------------|-----------|-----|------------|--|-------------------|
| Receipt Id                                    | Receipt Status | Customer                       | Batch Id | Receipt Type | Receipt Date | Customer Reference # | Invoice # | Loc | Deposit Id | Comment                                    | Receipt Amount    |
| 24-0000207                                    | Cleared        | (000008) USDA                  | 1236     | Check        | 11/28/23     |                      |           |     | 11-001     | August 2023                                | 42,786.10         |
| 21000- 0000- 44500- 0000- 001118- 0000- 00000 |                |                                |          |              |              | 42,786.10            |           |     |            |  |                   |
| 24-0000208                                    | Cleared        | Adult Meals                    | 1237     | Check        | 11/29/23     |                      |           |     | 11-001     | Adult Meal Collection                      | 20.00             |
| 21000- 0000- 41603- 0000- 001118- 0000- 00000 |                |                                |          |              |              | 20.00                |           |     |            |  |                   |
| 24-0000209                                    | Cleared        | Senior Class Committee         | 1237     | Check        | 11/29/23     |                      |           |     | 11-001     | Senior Class Committee                     | 41.00             |
| 23004- 0000- 41701- 0000- 001118- 0000- 00000 |                |                                |          |              |              | 41.00                |           |     |            |  |                   |
| 24-0000210                                    | Cleared        | Basketball Fund                | 1237     | Check        | 11/29/23     |                      |           |     | 11-001     | Basketball Games                           | 344.11            |
| 23001- 0000- 41701- 0000- 001118- 0000- 00000 |                |                                |          |              |              | 344.11               |           |     |            |  |                   |
| 24-0000211                                    | Cleared        | Refund                         | 1238     | Check        | 11/30/23     |                      |           |     | 11-001     | Refund-Aflac                               | 311.16            |
| 11000- - 23150- - - -                         |                |                                |          |              |              | 311.16               |           |     |            |  |                   |
| 24-0000212                                    | Cleared        | World's Finest Chocolate Sales | 1238     | Check        | 11/30/23     |                      |           |     | 11-001     | Chocolate Sales                            | 60.00             |
| 23009- 0000- 41701- 0000- 001118- 0000- 00000 |                |                                |          |              |              | 60.00                |           |     |            |  |                   |
| 24-0000213                                    | Cleared        | Gear Up NM                     | 1239     | Check        | 11/15/23     |                      |           |     | 11-001b    | 08 and 09 2023 RfRs2                       | 1,000.00          |
| 25205- 0000- 43203- 0000- 001118- 0000- 00000 |                |                                |          |              |              | 1,000.00             |           |     |            |  |                   |
|   |                |                                |          |              |              |                      |           |     |            | <b>Total for Christine Duncan Heritage</b> | <b>571,552.66</b> |

**Fund-Object Recap**

|  |                               |                   |
|--|-------------------------------|-------------------|
| 11000-23150                            | AFLAC                         | 311.16            |
| 11000-43101                            | State Equalization Guarantee  | 445,574.85        |
| 11000-53711                            | Other Charges                 | 1,141.76          |
| 11000-55915                            | Other Contract Services       | 9.99              |
| <b>Fund 11000 - Operational Fund</b>   |                               | <b>447,037.76</b> |
| 21000-41603                            | Fees – Adults/Food Services   | 1,621.50          |
| 21000-44500                            | Restricted Grants-Fed Thru St | 89,672.64         |
| <b>Fund 21000 - Food Services Fund</b> |                               | <b>91,294.14</b>  |
| 23001-41701                            | Fees – Activities             | 1,131.32          |
| <b>Fund 23001 - Athletic</b>           |                               | <b>1,131.32</b>   |
| 23004-41701                            | Fees – Activities             | 64.00             |
| <b>Fund 23004 - Student Council</b>    |                               | <b>64.00</b>      |

\* On Hold

Selection Sorted by Receipt Id, Filtered by (Org = 130, Starting Receipt Date = 11/1/2023, Ending Receipt Date = 11/30/2023, User Created = N, On Hold? = Y, No Invoice = Y, Accounts? = Y, Recap = O, Sort/Group = )

130MAIN - Wells Fargo Checking

| Receipt Id               | Receipt Status | Customer                       | Batch Id | Receipt Type | Receipt Date | Customer Reference #                                   | Invoice # | Loc | Deposit Id | Comment | Receipt Amount    |
|--------------------------|----------------|--------------------------------|----------|--------------|--------------|--|-----------|-----|------------|---------|-------------------|
| <b>Fund-Object Recap</b> |                |                                |          |              |              |  |           |     |            |         |                   |
| 23009-41701              |                | Fees – Activities              |          |              |              |  |           |     |            |         | 661.25            |
|                          |                |                                |          |              |              | <b>Fund 23009 - Out of State Field Trips</b>           |           |     |            |         | <b>661.25</b>     |
| 23010-41701              |                | Fees – Activities              |          |              |              |  |           |     |            |         | 523.86            |
|                          |                |                                |          |              |              | <b>Fund 23010 - Admin Discretionary Account</b>        |           |     |            |         | <b>523.86</b>     |
| 24154-53330              |                | Professional Development       |          |              |              |  |           |     |            |         | 490.19            |
|                          |                |                                |          |              |              | <b>Fund 24154 - Teach./Princp. Train &amp; Recruit</b> |           |     |            |         | <b>490.19</b>     |
| 25171-44301              |                | Oth Restricted Grants–Fed Drct |          |              |              |  |           |     |            |         | 23,997.60         |
|                          |                |                                |          |              |              | <b>Fund 25171 - Child &amp; Adult Food Program</b>     |           |     |            |         | <b>23,997.60</b>  |
| 25205-43203              |                | State Direct Grants            |          |              |              |  |           |     |            |         | 5,422.03          |
|                          |                |                                |          |              |              | <b>Fund 25205 - Gear Up New Mexico Initiative</b>      |           |     |            |         | <b>5,422.03</b>   |
| 31600-41110              |                | Ad Valorem Taxes by Sch Dist.  |          |              |              |  |           |     |            |         | 621.75            |
| 31600-53712              |                | County Tax Collection Costs    |          |              |              |  |           |     |            |         | 6.22-             |
|                          |                |                                |          |              |              | <b>Fund 31600 - Capital Improv. HB 33</b>              |           |     |            |         | <b>615.53</b>     |
| 31701-41110              |                | Ad Valorem Taxes by Sch Dist.  |          |              |              |  |           |     |            |         | 318.16            |
| 31701-53712              |                | County Tax Collection Costs    |          |              |              |  |           |     |            |         | 3.18-             |
|                          |                |                                |          |              |              | <b>Fund 31701 - Capital Improv. SB9 Local</b>          |           |     |            |         | <b>314.98</b>     |
|                          |                |                                |          |              |              | <b>Total for Christine Duncan Heritage</b>             |           |     |            |         | <b>571,552.66</b> |

**Org Recap**

**Christine Duncan Heritage**

C - Check 571,552.66

**Report Total 571,552.66**

\* On Hold

Selection Sorted by Receipt Id, Filtered by (Org = 130, Starting Receipt Date = 11/1/2023, Ending Receipt Date = 11/30/2023, User Created = N, On Hold? = Y, No Invoice = Y, Accounts? = Y, Recap = O, Sort/Group = )

# Analyzed Business Checking - PF

Account number: \*\*\*\*\*4409 ■ November 1, 2023 - November 30, 2023 ■ Page 1 of 4



CHRISTINE DUNCAN'S HERITAGE ACADEMY  
1900 ATRISCO DR NW  
ALBUQUERQUE NM 87120-1146

## Questions?

Call your Customer Service Officer or Client Services  
1-800-AT WELLS (1-800-289-3557)  
5:00 AM TO 6:00 PM Pacific Time Monday - Friday

Online: [wellsfargo.com](https://www.wellsfargo.com)

Write: Wells Fargo Bank, N.A. (585)  
P.O. Box 6995  
Portland, OR 97228-6995

## Account summary

### Analyzed Business Checking - PF

| Account number | Beginning balance | Total credits | Total debits  | Ending balance |
|----------------|-------------------|---------------|---------------|----------------|
| *****4409      | \$1,873,653.32    | \$728,640.20  | -\$835,880.80 | \$1,766,412.72 |

## Credits

### Deposits

| Effective date | Posted date | Amount       | Transaction detail   |
|----------------|-------------|--------------|--|
| 11/03          | 11/06       | 3,750.00     | Reversal of Check Posted 11-03-23 Reposted 11-06-23 as Serial 0000014725<br>Our Ref: 11-03-23 00000000 |
| 11/03          | 11/06       | 100.00       | Reversal of Check Posted 11-03-23 Refer to Maker Our Ref: 11-03-23 00000000                            |
| 11/06          | 11/07       | 29,462.35    | Reversal of Check Posted 11-06-23 Refer to Maker Our Ref: 11-06-23 00000000                            |
| 11/08          | 11/09       | 1,462.69     | Reversal of Check Posted 11-08-23 Refer to Maker Our Ref: 11-08-23 00000000                            |
| 11/16          | 11/17       | 3,872.36     | Reversal of Check Posted 11-16-23 Refer to Maker Our Ref: 11-16-23 00000000                            |
| 11/17          | 11/20       | 67,804.02    | Reversal of Check Posted 11-17-23 Refer to Maker Our Ref: 11-17-23 00000000                            |
| 11/21          | 11/22       | 48,636.12    | Reversal of Check Posted 11-21-23 Refer to Maker Our Ref: 11-21-23 00000000                            |
| 11/27          | 11/28       | 2,000.00     | Reversal of Check Posted 11-27-23 Refer to Maker Our Ref: 11-27-23 00000000                            |
|                |             | \$157,087.54 | Total deposits   |

## Electronic deposits/bank credits

| Effective date | Posted date | Amount     | Transaction detail   |
|----------------|-------------|------------|--|
|                | 11/01       | 173.00     | Post Verify Deposit  |
|                | 11/02       | 210.00     | Post Verify Deposit  |
|                | 11/06       | 75.00      | Post Verify Deposit  |
|                | 11/07       | 245.00     | Post Verify Deposit  |
|                | 11/10       | 408.91     | Post Verify Deposit  |
|                | 11/10       | 445,574.85 | APS Payments Christine Dncn Christine Duncan Ha Cs                                 |
|                | 11/13       | 273.00     | Post Verify Deposit  |
|                | 11/14       | 100.00     | Post Verify Deposit  |
|                | 11/15       | 1,852.39   | State of NEW Mex Vndr Pymt Nmap0001829775 CD.Rfr.2023.08 Gear<br>Up-CD.Rfr.2023.08 |
|                | 11/15       | 1,887.04   | Post Verify Deposit  |



*Electronic deposits/bank credits (continued)*

| <i>Effective date</i> | <i>Posted date</i> | <i>Amount</i> | <i>Transaction detail</i>   |
|-----------------------|--------------------|---------------|---|
|                       | 11/15              | 3,569.64      | State of NEW Mex Vndr Pymt Nmap0001829776 CD.Rfr.2023.09 Gear Up-CD.Rfr.2023.09       |
|                       | 11/16              | 207.30        | Post Verify Deposit   |
|                       | 11/17              | 40.66         | Sandoval County ACH Paymen 1178829 October 2023 Distribution APS Sb-9                 |
|                       | 11/17              | 79.74         | Sandoval County ACH Paymen 1180695 October 2023 Distribution APS Hb-33                |
|                       | 11/17              | 245.00        | Post Verify Deposit   |
|                       | 11/20              | 790.77        | Bernalillo Count Distr_Pymt Christine Duncans Heri                                    |
|                       | 11/20              | 23,997.60     | State of NM Earlychild Nmap0001833201 Christine Duncan's Her                          |
|                       | 11/24              | 11,427.33     | State of NEW Mex Vndr Pymt Nmap0001836798 USDA July 2023 Sso USDA July 2023 Sso       |
|                       | 11/27              | 137.75        | Post Verify Deposit   |
|                       | 11/27              | 1,141.76      | Post Verify Deposit   |
|                       | 11/28              | 8.24          | Sandoval County ACH Paymen 1184854 Aug 2016 Dist APS Sb-9 Replcmnt \$2.61 / Sept 2020 |
|                       | 11/28              | 11.10         | Sandoval County ACH Paymen 1184912 September 2020 Dist APS Hb-33 Replacement for Ck#  |
|                       | 11/28              | 75.00         | Post Verify Deposit   |
|                       | 11/28              | 35,459.21     | State of NEW Mex Vndr Pymt Nmap0001838134 USDA September 2023 USDA September 2023     |
|                       | 11/28              | 42,786.10     | State of NEW Mex Vndr Pymt Nmap0001837983 USDA August 2023 USDA August 2023           |
|                       | 11/29              | 405.11        | Post Verify Deposit   |
|                       | 11/30              | 371.16        | Post Verify Deposit   |
|                       |                    | \$571,552.66  | Total electronic deposits/bank credits  |
|                       |                    | \$728,640.20  | Total credits   |

**Debits**

Electronic debits/bank debits

| <i>Effective date</i> | <i>Posted date</i> | <i>Amount</i> | <i>Transaction detail</i>  |
|-----------------------|--------------------|---------------|--|
|                       | 11/09              | 10,894.50     | ACH Prep Origintn - Christine Duncan - File 7878782339 Coid 1205009183                               |
|                       | 11/09              | 15,620.41     | ACH Prep Origintn - Christine Duncan - File 7878782339 Coid 1205009183                               |
|                       | 11/09              | 25,477.90     | ACH Prep Origintn - Christine Duncan - File 7878782339 Coid 1205009183                               |
|                       | 11/09              | 110,289.52    | ACH Prep Origintn - Christine Duncan - File 7878782339 Coid 1205009183                               |
|                       | 11/10              | 29,512.35     | ACH Prep Origintn - Christine Duncan - File 7878782339 Coid 1205009183                               |
|                       | 11/15              | 39,713.96     | < Business to Business ACH Debit - IRS Usatxpymt 111523 270371960420981 Christine Duncans Heri       |
|                       | 11/16              | 104,770.86    | < Business to Business ACH Debit - Nmerb Web Pay 231115 02353 Christine Duncan Herit                 |
|                       | 11/22              | 16,138.37     | ACH Prep Origintn - Christine Duncan - File 7878782339 Coid 1205009183                               |
|                       | 11/22              | 111,584.51    | ACH Prep Origintn - Christine Duncan - File 7878782339 Coid 1205009183                               |
|                       | 11/27              | 67,804.02     | ACH Prep Origintn - Christine Duncan - File 7878782339 Coid 1205009183                               |
|                       | 11/28              | 10,269.82     | < Business to Business ACH Debit - Tax_Rev_Wwt_Ecks Trd Pmnt 231127 xxxxx3264 Christine Duncan Herit |



Electronic debits/bank debits (continued)

| Effective date | Posted date | Amount       | Transaction detail  |
|----------------|-------------|--------------|---|
|                | 11/29       | 39,738.36    | < Business to Business ACH Debit - IRS Usatapytmt 112923 270373375142918 Christine Duncans Heri |
|                | 11/30       | 684.30       | Withdrawal Made In A Branch/Store   |
|                |             | \$582,498.88 | Total electronic debits/bank debits   |

< Business to Business ACH: If this is a business account, this transaction has a return time frame of one business day from post date. This time frame does not apply to consumer accounts.

Checks paid

| Number | Amount    | Date         | Number            | Amount    | Date  | Number | Amount   | Date  |
|--------|-----------|--------------|-------------------|-----------|-------|--------|----------|-------|
| 1472   | 3,750.00  | 11/03        | 14740             | 830.00    | 11/10 | 14766  | 83.50    | 11/15 |
| 14621* | 495.00    | 11/07        | 14741             | 12,102.00 | 11/13 | 14767  | 7,825.70 | 11/20 |
| 14693* | 600.00    | 11/01        | 14742             | 48,636.12 | 11/21 | 14768  | 148.35   | 11/22 |
| 14696* | 858.90    | 11/08        | 14743             | 672.08    | 11/21 | 14769  | 600.00   | 11/13 |
| 14703* | 29,462.35 | 11/06        | 14744             | 1,627.35  | 11/16 | 14770  | 507.79   | 11/28 |
| 14704  | 5,381.26  | 11/01        | 14745             | 1,416.50  | 11/20 | 14772* | 99.60    | 11/30 |
| 14705  | 187.25    | 11/03        | 14746             | 611.60    | 11/21 | 14773  | 297.73   | 11/27 |
| 14707* | 1,715.21  | 11/01        | 14747             | 538.89    | 11/20 | 14776* | 889.02   | 11/27 |
| 14708  | 59.00     | 11/07        | 14748             | 297.73    | 11/16 | 14778* | 282.00   | 11/17 |
| 14709  | 42.00     | 11/03        | 14749             | 491.20    | 11/21 | 14780* | 945.00   | 11/30 |
| 14711* | 1,697.72  | 11/01        | 14750             | 67,804.02 | 11/17 | 14782* | 242.15   | 11/27 |
| 14714* | 2,000.00  | 11/27        | 14751             | 1,474.50  | 11/20 | 14783  | 50.00    | 11/20 |
| 14719* | 1,795.99  | 11/02        | 14752             | 3,532.79  | 11/21 | 14784  | 16.00    | 11/20 |
| 14725* | 3,750.00  | 11/06        | 14753             | 2,017.97  | 11/15 | 14785  | 302.77   | 11/22 |
| 14726  | 1,452.60  | 11/01        | 14754             | 3,872.36  | 11/16 | 14786  | 319.54   | 11/20 |
| 14727  | 169.70    | 11/07        | 14755             | 2,204.81  | 11/24 | 14787  | 298.70   | 11/17 |
| 14728  | 1,462.69  | 11/08        | 14756             | 345.00    | 11/21 | 14788  | 268.90   | 11/27 |
| 14729  | 100.00    | 11/03        | 14757             | 18,875.00 | 11/22 | 14789  | 115.86   | 11/24 |
| 14731* | 219.22    | 11/02        | 14759*            | 211.35    | 11/20 | 14790  | 3,859.07 | 11/24 |
| 14732  | 761.86    | 11/10        | 14760             | 3,718.18  | 11/24 | 14791  | 520.00   | 11/17 |
| 14736* | 219.22    | 11/20        | 14762*            | 305.15    | 11/20 | 14793* | 525.84   | 11/27 |
| 14737  | 167.55    | 11/16        | 14763             | 134.86    | 11/14 | 14794  | 314.59   | 11/22 |
| 14738  | 59.00     | 11/13        | 14764             | 3,330.56  | 11/17 | 14796* | 298.02   | 11/21 |
| 14739  | 903.50    | 11/20        | 14765             | 1,833.99  | 11/27 | 14797  | 377.76   | 11/28 |
|        |           | \$253,381.92 | Total checks paid |           |       |        |          |       |

\* Gap in check sequence.

\$835,880.80 Total debits

Daily ledger balance summary

| Date  | Balance      | Date  | Balance      | Date  | Balance      |
|-------|--------------|-------|--------------|-------|--------------|
| 10/31 | 1,873,653.32 | 11/08 | 1,854,469.78 | 11/16 | 1,950,971.92 |
| 11/01 | 1,862,979.53 | 11/09 | 1,693,650.14 | 11/17 | 1,882,974.40 |
| 11/02 | 1,861,174.32 | 11/10 | 2,108,529.69 | 11/20 | 1,962,286.44 |
| 11/03 | 1,857,095.07 | 11/13 | 2,096,041.69 | 11/21 | 1,907,699.63 |
| 11/06 | 1,827,807.72 | 11/14 | 2,096,006.83 | 11/22 | 1,808,972.16 |
| 11/07 | 1,856,791.37 | 11/15 | 2,061,500.47 | 11/24 | 1,810,501.57 |



*Daily ledger balance summary (continued)*

| <u>Date</u>                  | <u>Balance</u> | <u>Date</u>    | <u>Balance</u> | <u>Date</u> | <u>Balance</u> |
|------------------------------|----------------|----------------|----------------|-------------|----------------|
| 11/27                        | 1,737,919.43   | 11/29          | 1,767,770.46   | 11/30       | 1,766,412.72   |
| 11/28                        | 1,807,103.71   |                |                |             |                |
| Average daily ledger balance |                | \$1,899,832.60 |                |             |                |

Limits to your Card

Effective on or after August 28, 2023 in Selected Terms and Conditions for

- Wells Fargo Consumer debit and ATM cards
- Wells Fargo Campus debit and ATM cards
- Wells Fargo Business debit, ATM, and deposit cards
- Wells Fargo Advisors debit cards

In the section titled "Using your card," under subsection titled "Daily limits and funds available for using your Card" bullet titled "The limits for your Card" is deleted and replaced with:

The limits for your Card: We provide you your daily ATM withdrawal and purchase limits when you receive your Card. You can confirm your Card's daily limits by signing on to Wells Fargo Online or the Wells Fargo Mobile® app, or calling us at the number listed in the "Contact Us" section. Note: For security reasons there may be additional limits on the amount, number, or type of transactions you can make using your Card, including the geographic location of the ATM or merchant.

Please see the Wells Fargo debit and ATM card terms and conditions applicable to your card, which can be found at [www.wellsfargo.com/debit-card/terms-and-conditions](http://www.wellsfargo.com/debit-card/terms-and-conditions).