

**Christine Duncan Heritage Academy
Financial Update
June 21, 2023**

A. BARs

	<u>BAR #</u>	<u>Fund Description</u>	<u>Reason/Type</u>	<u>Amount</u>
1	None			

B. Payroll & Accounts Payable Payment Vouchers

1 May 2023

C. Financial Statement Reports - as of May 31, 2023

1 Financial Analysis
2 Bank Reconciliations

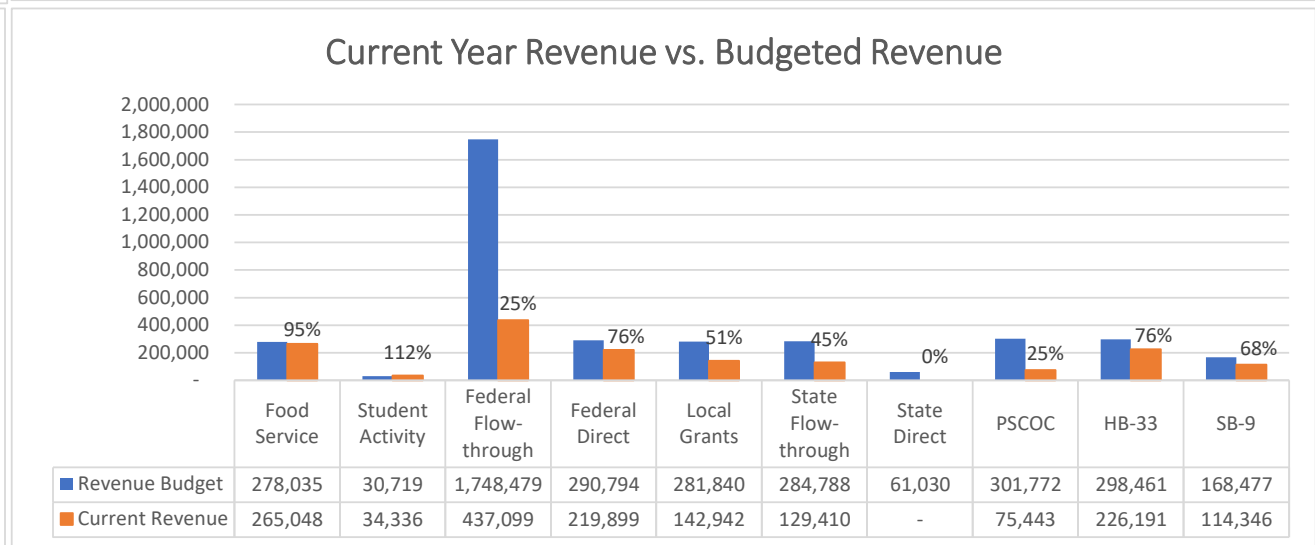
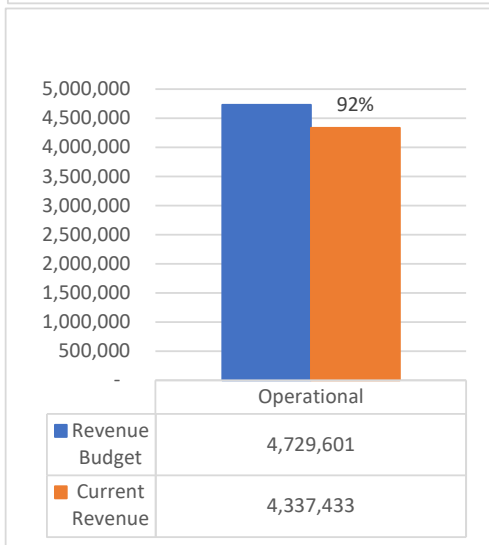
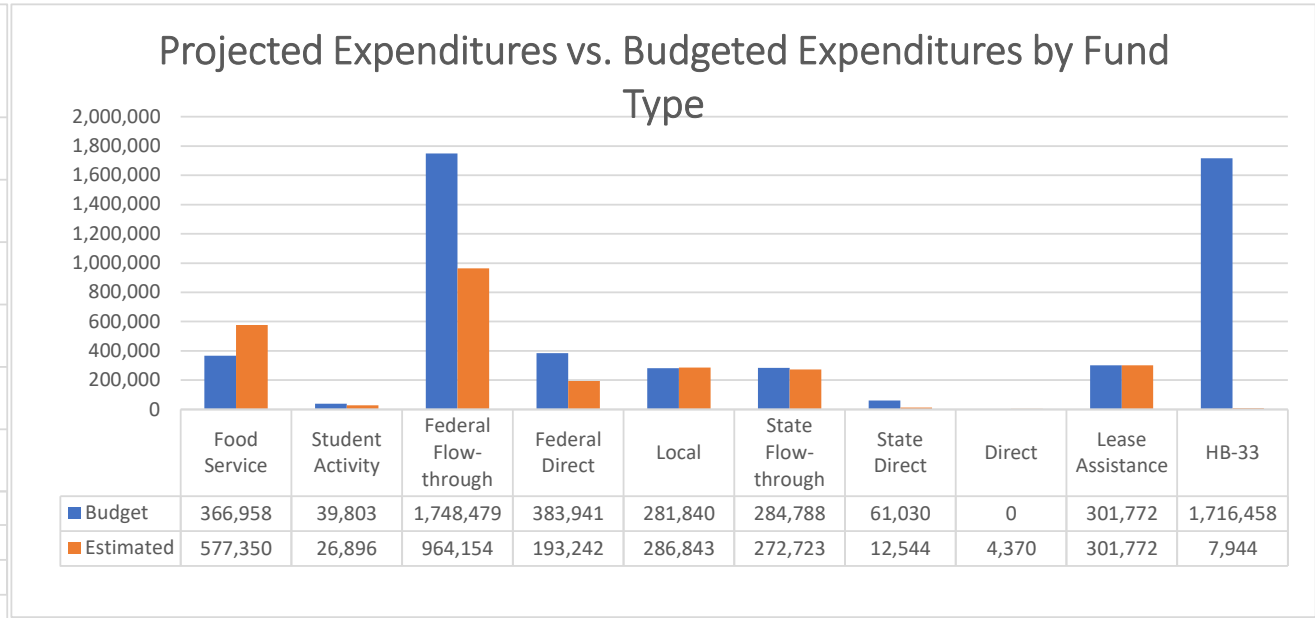
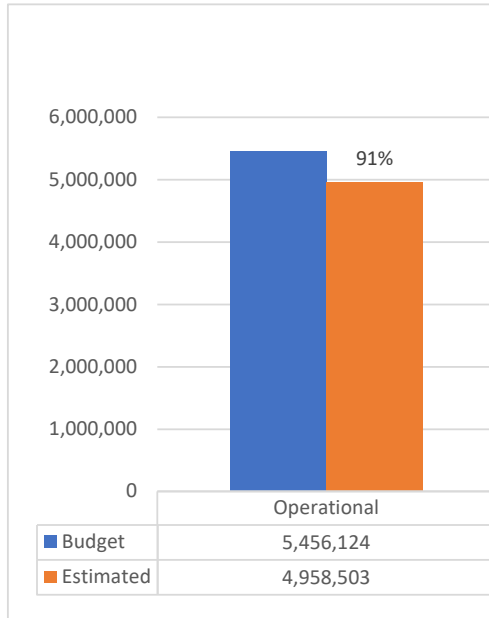
D. Other

1 None

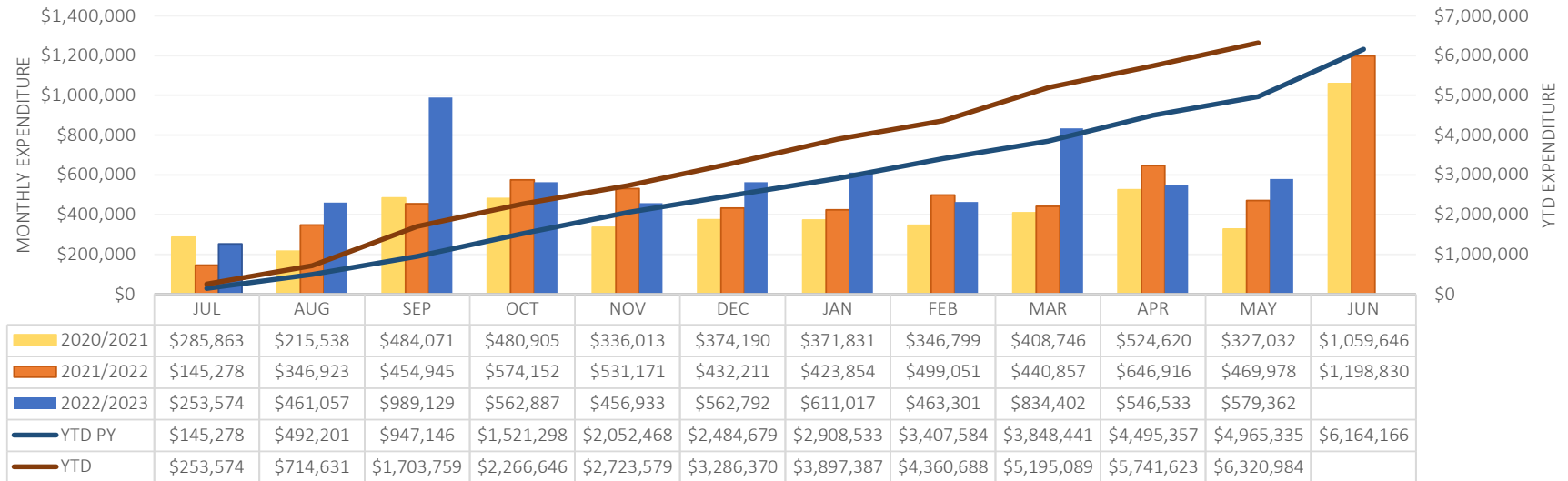
Christine Duncan Heritage Academy

Expenditure Analytical Review

May 31, 2023

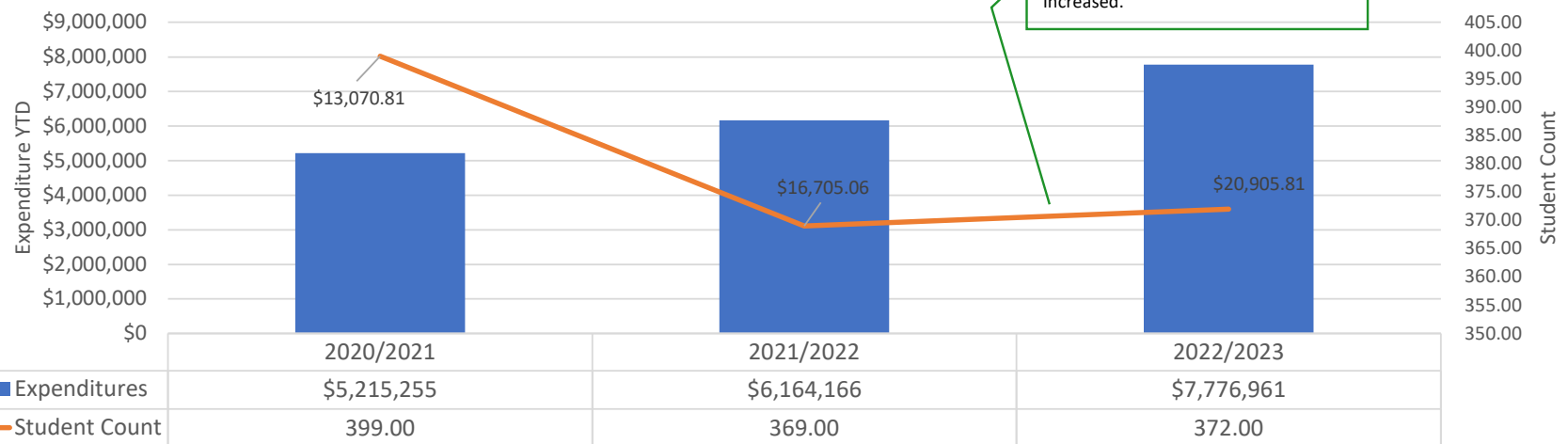


Yearly Expenditure Comparison by Month All Funds

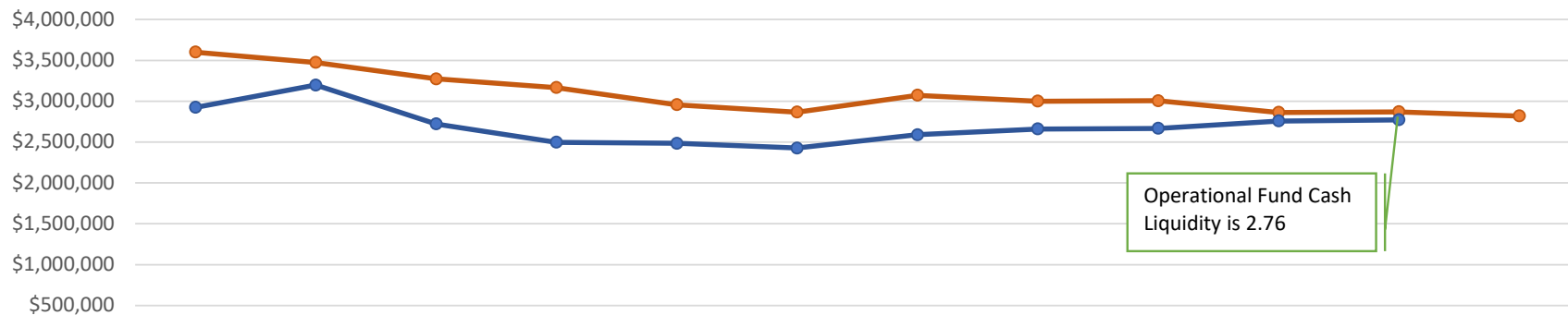


Note: amount per year indicates
Spending Per Student

Spending Per Student All Funds



Monthly Cash Balance All Funds



	JUL	AUG	SEP	OCT	NOV	DEC	JAN	FEB	MAR	APR	MAY	JUN
—● FY2022	\$3,600,615	\$3,473,485	\$3,272,915	\$3,166,231	\$2,955,237	\$2,866,281	\$3,071,877	\$3,000,215	\$3,004,913	\$2,861,424	\$2,869,407	\$2,818,714
—● FY2023	\$2,923,292	\$3,195,998	\$2,720,688	\$2,496,374	\$2,483,707	\$2,426,303	\$2,588,996	\$2,658,813	\$2,665,662	\$2,757,913	\$2,772,691	

**CHRISTINE DUNCAN HERITAGE SCHOOL
FINANCIAL SUMMARY
May 31, 2023**

Source	Beginning Fund			Net Dec/Inc	Fund Balance	Liabilities	Cash Balance
	Balance	Revenue	Expenditure				
11000 - Operational Fund	\$ 727,969.32	\$ 4,337,433.09	\$ 4,100,460.63	\$ 236,972.46	\$ 964,941.78	\$ 83,758.41	\$ 1,048,700.19
14000 - Inst. Materials Fund	\$ 98.37	\$ -	\$ -	\$ -	\$ 98.37	\$ -	\$ 98.37
21000 - Food Services Fund	\$ 88,922.40	\$ 290,307.76	\$ 495,654.64	\$ (205,346.88)	\$ (116,424.48)	\$ 1,129.13	\$ (115,295.35)
23000 - Non-Instruct. Fund	\$ 1,353.68	\$ 5,543.49	\$ 8,651.63	\$ (3,108.14)	\$ (1,754.46)	\$ -	\$ (1,754.46)
23000 - Athletic	\$ 1,678.94	\$ 6,702.00	\$ 2,010.31	\$ 4,691.69	\$ 6,370.63	\$ -	\$ 6,370.63
23000 - Prek Classroom	\$ (1,397.55)	\$ -	\$ -	\$ -	\$ (1,397.55)	\$ -	\$ (1,397.55)
23000 - Chess Club	\$ 39.71	\$ -	\$ -	\$ -	\$ 39.71	\$ -	\$ 39.71
23000 - Student Council	\$ 706.08	\$ -	\$ 354.00	\$ (354.00)	\$ 352.08	\$ -	\$ 352.08
23000 - Yearbook	\$ 2,129.50	\$ 630.00	\$ -	\$ 630.00	\$ 2,759.50	\$ -	\$ 2,759.50
23000 - Cheer	\$ 140.02	\$ -	\$ -	\$ -	\$ 140.02	\$ -	\$ 140.02
23000 - Sunshine Fund	\$ 577.98	\$ -	\$ -	\$ -	\$ 577.98	\$ -	\$ 577.98
23000 - Bilingual Seal	\$ 456.00	\$ -	\$ -	\$ -	\$ 456.00	\$ -	\$ 456.00
23000 - Out of State Field Trip	\$ -	\$ 391.11	\$ -	\$ 391.11	\$ 391.11	\$ -	\$ 391.11
23000 - General Activities	\$ -	\$ 300.00	\$ -	\$ 300.00	\$ 300.00	\$ -	\$ 300.00
23000 - Admin Discretionary Fund	\$ 2,667.16	\$ 5,213.29	\$ 3,358.53	\$ 1,854.76	\$ 4,521.92	\$ -	\$ 4,521.92
23000 - General Activities	\$ 732.55	\$ 15,555.93	\$ 11,975.73	\$ 3,580.20	\$ 4,312.75	\$ -	\$ 4,312.75
24101 - Title I	\$ (117,711.52)	\$ 203,582.84	\$ 137,469.47	\$ 66,113.37	\$ (51,598.15)	\$ 4,609.38	\$ (46,988.77)
24106 - IDEA-B	\$ (6,520.23)	\$ 40,039.49	\$ 55,005.03	\$ (14,965.54)	\$ (21,485.77)	\$ 716.09	\$ (20,769.68)
24115 - IDEA – Private Schools Share	\$ -	\$ -	\$ -	\$ -	\$ -	\$ -	\$ -
24118 - Fresh Fruit and Vegetables	\$ 419.42	\$ -	\$ -	\$ -	\$ 419.42	\$ -	\$ 419.42
24125 - Title I Family Literacy IASA	\$ -	\$ -	\$ -	\$ -	\$ -	\$ -	\$ -
24134 - Title III Rehabilitation Act	\$ -	\$ -	\$ -	\$ -	\$ -	\$ -	\$ -
24153 - English Language Acquisition	\$ (1,782.00)	\$ -	\$ -	\$ -	\$ (1,782.00)	\$ -	\$ (1,782.00)
24154 - Title II	\$ (20,748.97)	\$ 20,748.97	\$ 19,235.77	\$ 1,513.20	\$ (19,235.77)	\$ -	\$ (19,235.77)
24308 - CRRSA	\$ (61,863.88)	\$ 270,414.21	\$ 234,088.81	\$ 36,325.40	\$ (25,538.48)	\$ 8,253.01	\$ (17,285.47)
24330 - ARP ESSER III	\$ -	\$ 109,158.27	\$ 306,164.62	\$ (197,006.35)	\$ (197,006.35)	\$ 2,322.20	\$ (194,684.15)
25153 - Title XIX	\$ 58,379.69	\$ 23,238.85	\$ 23,428.70	\$ (189.85)	\$ 58,189.84	\$ 0.01	\$ 58,189.85
25171 - Child and Adult Food Program	\$ 34,766.76	\$ 178,941.58	\$ 92,245.18	\$ 86,696.40	\$ 121,463.16	\$ 373.52	\$ 121,836.68
25205 - GEAR UP	\$ (28,051.14)	\$ 45,769.70	\$ 31,656.21	\$ 14,113.49	\$ (13,937.65)	\$ 707.50	\$ (13,230.15)
25250 - SEG-Federal Stimulus	\$ -	\$ -	\$ -	\$ -	\$ -	\$ -	\$ -
26107 - REC/District Fiscal Agent	\$ -	\$ 142,941.62	\$ 238,553.03	\$ (95,611.41)	\$ (95,611.41)	\$ 5,819.06	\$ (89,792.35)
26177 - Elementary & Middle School Initi	\$ (624.00)	\$ -	\$ -	\$ -	\$ (624.00)	\$ -	\$ (624.00)
27107 - Library SB-66	\$ -	\$ -	\$ -	\$ -	\$ -	\$ -	\$ -
27109 - Instructional Materials Special A	\$ 3,500.58	\$ -	\$ -	\$ -	\$ 3,500.58	\$ -	\$ 3,500.58
27149 - PreK Initiative	\$ (219,776.86)	\$ 349,186.61	\$ 207,735.53	\$ 141,451.08	\$ (78,325.78)	\$ 5,008.68	\$ (73,317.10)
27155 - Breakfast for Elementary Student	\$ -	\$ -	\$ -	\$ -	\$ -	\$ -	\$ -
27183 - NM Grown FVV	\$ (1,755.00)	\$ 1,755.00	\$ 5,990.00	\$ (4,235.00)	\$ (5,990.00)	\$ -	\$ (5,990.00)
28211 - NM Schools Covid Testing	\$ -	\$ -	\$ 11,733.67	\$ (11,733.67)	\$ (11,733.67)	\$ -	\$ (11,733.67)
28208 - ECECD Direct	\$ -	\$ -	\$ 480.00	\$ (480.00)	\$ (480.00)	\$ -	\$ (480.00)
29107 - County Direct	\$ -	\$ -	\$ -	\$ -	\$ -	\$ -	\$ -
31200 - Lease Assistance	\$ (74,604.25)	\$ 150,047.25	\$ 276,624.36	\$ (126,577.11)	\$ (201,181.36)	\$ -	\$ (201,181.36)
31600 - HB-33	\$ 1,417,996.77	\$ 226,191.34	\$ 2,261.91	\$ 223,929.43	\$ 1,641,926.20	\$ -	\$ 1,641,926.20
31700 - SB-9 State Match	\$ (20,350.00)	\$ -	\$ -	\$ -	\$ (20,350.00)	\$ -	\$ (20,350.00)
31701 - SB-9 Local	\$ 656,719.07	\$ 114,345.69	\$ 34,010.94	\$ 80,334.75	\$ 737,053.82	\$ -	\$ 737,053.82
31703 - SB-9 Cash	\$ 0.92	\$ -	\$ 21,835.65	\$ (21,835.65)	\$ (21,834.73)	\$ -	\$ (21,834.73)
TOTAL	\$2,444,069.52	\$6,538,438.09	\$6,320,984.35	\$217,453.74	\$2,661,523.26	\$112,696.99	\$2,774,220.25

Bank Statement Ending Balance	2,888,256.70
Uncleared Payments	115,565.77
Uncleared Deposits	-
Other Receivables (FY21 941 overpayment)	1,529.32
Revised System Cash Balance	<u>2,774,220.25</u>
Difference	\$0.00

Statement Date 05/31/2023

Cash Object 11010

Status Posted

Journal Entry #

Bank Statement Ending Balance	2,888,256.70	Service Charge	0.00
Less: Uncleared Payments	115,565.77	Interest Earned	0.00
Add: Uncleared Deposits	0.00		
Add: Uncleared Other	0.00	Cleared Payments	546,865.10
Adjusted Bank Balance	2,772,690.93	Cleared Deposits	593,682.02
System Cash Balance	2,772,690.93	Cleared Other	0.00
Add: Unposted Charges and Interest	0.00		
Revised System Cash Balance	2,772,690.93	Submitted By	JYAMAT, 06/12/2023
Difference	0.00	Posted By	SESTRADA, 06/16/2023

Uncleared Payments

Issued	Check #	Check Amount	Pay To Name	Vendor ID	Emp ID	Bank Acct
10/07/22	13846	390.40	Albuquerque Public Schools Graphics	000106		130MAIN
12/20/22	14007	172.16	Verizon Wireless	000206		130MAIN
12/22/22	14009	200.00	Metropolitan Life Insurance	901002		130MAIN
02/24/23	14105	44.00	Angel Hernandez	010274		130MAIN
03/30/23	14196	50.00	Metropolitan Life Insurance	901002		130MAIN
05/12/23	14278	50.00	Metropolitan Life Insurance	901002		130MAIN
05/13/23	14279(*)		Maria C. Salcido		000209	130MAIN
05/18/23	14320	230.35	Pre-Paid Legal Services, Inc.	901000		130MAIN
05/23/23	14297	5,990.00	Agricultura Coop Network	010175		130MAIN
05/23/23	14299	106,125.22	Association of Charter School Education Ser	000635		130MAIN
05/23/23	14300	133.83	Comcast	000208		130MAIN
05/23/23	14302(*)		Costco Wholesale	000259		130MAIN
05/23/23	14303	345.00	Directional Ad-Vantage Holding	010275		130MAIN
05/26/23	14315	475.00	AXA Equitable Life Ins Co	901014		130MAIN
05/26/23	14316	1,140.59	Equivest Annuity Lockbox	901014		130MAIN
05/26/23	14318	219.22	NM Child Supp Enforc Agency	901001		130MAIN
		115,565.77	(*) Cancelled Payments	1,702.46		

Cleared Payments

Issued	Check #	Check Amount	Cleared Amount	Difference	Cleared	Pay To Name	Vendor ID	Emp ID	Bank Acct
03/27/23	14172	3,150.00	3,150.00		05/31/23	Legends of Learning, Inc.	010241		130MAIN
04/14/23	14214	475.00	475.00		05/31/23	AXA Equitable Life Ins Co	901014		130MAIN
04/14/23	14215	1,125.59	1,125.59		05/31/23	Equivest Annuity Lockbox	901014		130MAIN
04/14/23	14217	219.22	219.22		05/31/23	NM Child Supp Enforc Agency	901001		130MAIN
04/20/23	14224	133.83	133.83		05/31/23	Comcast	000208		130MAIN
04/20/23	14226	2,693.75	2,693.75		05/31/23	DMH Law, LLC	010219		130MAIN

Selection Grouped by Org, Cash Object, Statement Date - Sorted by Item date, Item #, (Org = 130, Cash Object IN ('11010'), Bank Statement Date = 05/31/2023, Uncleared Only? = No)



Statement Date 05/31/2023

Cash Object 11010

Status Posted

Journal Entry #

Cleared Payments (continued)

Issued	Check #	Check Amount	Cleared Amount	Difference	Cleared	Pay To Name	Vendor ID	Emp ID	Bank Acct
04/20/23	14231	100.00	100.00		05/31/23	Rising Sun Technologies	010179		130MAIN
04/24/23	14244	230.35	230.35		05/31/23	Pre-Paid Legal Services, Inc.	901000		130MAIN
04/28/23	14236	73.65	73.65		05/31/23	Misty Chavez		000284	130MAIN
04/28/23	14237	518.86	518.86		05/31/23	Misty Chavez		000284	130MAIN
04/28/23	14238	524.92	524.92		05/31/23	Maria Lopez		000283	130MAIN
04/28/23	14239	102.83	102.83		05/31/23	Abigail Quezada		000259	130MAIN
04/28/23	14240	475.00	475.00		05/31/23	AXA Equitable Life Ins Co	901014		130MAIN
04/28/23	14241	1,125.59	1,125.59		05/31/23	Equivest Annuity Lockbox	901014		130MAIN
04/28/23	14243	219.22	219.22		05/31/23	NM Child Supp Enforc Agency	901001		130MAIN
04/28/23	14245	3,269.55	3,269.55		05/31/23	ABCWUA	000221		130MAIN
04/28/23	14246	280.48	280.48		05/31/23	Amaro's Carpet Cleaning	010114		130MAIN
04/28/23	14247	55,014.81	55,014.81		05/31/23	Association of Charter School Education Ser	000635		130MAIN
04/28/23	14248	1,572.56	1,572.56		05/31/23	Cooperative Educational Services	000070		130MAIN
04/28/23	14249	1,895.22	1,895.22		05/31/23	De Lage Landen Financial Services	000411		130MAIN
04/28/23	14250	345.00	345.00		05/31/23	Directional Ad-Vantage Holding	010275		130MAIN
04/28/23	14251	500.00	500.00		05/31/23	Garcia's Landscaping	010216		130MAIN
04/28/23	14252	386.82	386.82		05/31/23	NM Gas Company	000558		130MAIN
04/28/23	14253	3,909.50	3,909.50		05/31/23	PNM	000178		130MAIN
04/28/23	14254	882.68	882.68		05/31/23	Positive Promotions	000021		130MAIN
04/28/23	14255	1,200.00	1,200.00		05/31/23	PSG Embroidery Screen Printing	000496		130MAIN
04/28/23	14256	2,246.02	2,246.02		05/31/23	Quill Corporation	000214		130MAIN
05/03/23	14258	106.98	106.98		05/31/23	Amazon	010289		130MAIN
05/03/23	14259	1,823.32	1,823.32		05/31/23	Association of Charter School Education Ser	000635		130MAIN
05/03/23	14260	2,941.58	2,941.58		05/31/23	Charter School Nursing Service	000251		130MAIN
05/03/23	14261	1,554.61	1,554.61		05/31/23	Ephesus Office Technologies	000209		130MAIN
05/03/23	14262	1,020.00	1,020.00		05/31/23	Marcia Lee Unnever, Kids Focus	000579		130MAIN
05/03/23	14263	150.00	150.00		05/31/23	New Mexico Association for Bilingual Educ	000191		130MAIN
05/03/23	14264	132.09	132.09		05/31/23	Verizon Wireless	000206		130MAIN
05/04/23	Batch 05/04/2023	23,084.64	23,084.64		05/31/23				130MAIN
05/08/23	Batch 05/08/2023	8,342.02	8,342.02		05/31/23				130MAIN
05/10/23	14266	225.00	225.00		05/31/23	Beal School Bus Company	010095		130MAIN
05/10/23	14267	1,543.80	1,543.80		05/31/23	Ephesus Office Technologies	000209		130MAIN
05/10/23	14268	2,335.24	2,335.24		05/31/23	Really Good Stuff, LLC	010005		130MAIN
05/10/23	14269	41,186.17	41,186.17		05/31/23	Saylor Family Trust, LLC	000555		130MAIN
05/10/23	14270	672.08	672.08		05/31/23	Saylor Family Trust, LLC	000555		130MAIN

Selection Grouped by Org, Cash Object, Statement Date - Sorted by Item date, Item #, (Org = 130, Cash Object IN ('11010'), Bank Statement Date = 05/31/2023, Uncleared Only? = No)

Statement Date 05/31/2023

Cash Object 11010

Status Posted

Journal Entry #

Cleared Payments (continued)

Issued	Check #	Check Amount	Cleared Amount	Difference	Cleared	Pay To Name	Vendor ID	Emp ID	Bank Acct
05/10/23	14271	78.00	78.00		05/31/23	The Recognition Place	000718		130MAIN
05/12/23	14272	722.82	722.82		05/31/23	Yamilette Gutierrez		000281	130MAIN
05/12/23	14273	524.92	524.92		05/31/23	Maria Lopez		000283	130MAIN
05/12/23	14274	475.00	475.00		05/31/23	AXA Equitable Life Ins Co	901014		130MAIN
05/12/23	14275	1,251.59	1,251.59		05/31/23	Equivest Annuity Lockbox	901014		130MAIN
05/12/23	14276	27,267.96	27,267.96		05/31/23	EFTPS	900004		130MAIN
05/12/23	14277	219.22	219.22		05/31/23	NM Child Supp Enforc Agency	901001		130MAIN
05/12/23	Batch 05/12/2023	170,302.51	170,302.51		05/31/23				130MAIN
05/13/23	14280	306.04	306.04		05/31/23	EFTPS	900004		130MAIN
05/17/23	14281	378.93	378.93		05/31/23	Alpine Protection LLC	010013		130MAIN
05/17/23	14282	13,146.25	13,146.25		05/31/23	Association of Charter School Education Ser	000635		130MAIN
05/17/23	14283	2,101.13	2,101.13		05/31/23	Bilingual Multicultural Services Inc	000241		130MAIN
05/17/23	14284	4,400.00	4,400.00		05/31/23	Dual Language Education of NM	000156		130MAIN
05/17/23	14285	389.62	389.62		05/31/23	Ephesus Office Technologies	000209		130MAIN
05/17/23	14286	1,500.00	1,500.00		05/31/23	Herrera School Buses and Coaches, In	000058		130MAIN
05/17/23	14287	42.75	42.75		05/31/23	JD Pennington Enterprises Inc A-1 Trophy	010261		130MAIN
05/17/23	14288	510.00	510.00		05/31/23	Melissa Mendonca	010202		130MAIN
05/17/23	14289	790.00	790.00		05/31/23	MidSchoolMath, LLC	010244		130MAIN
05/17/23	14290	953.00	953.00		05/31/23	PSG Embroidery Screen Printing	000496		130MAIN
05/17/23	14291	5,411.00	5,411.00		05/31/23	Rising Sun Technologies	010179		130MAIN
05/17/23	14292	6,532.14	6,532.14		05/31/23	Standard Restaurant Equipment	000719		130MAIN
05/17/23	14293	603.80	603.80		05/31/23	T-Mobile USA Inc	010181		130MAIN
05/17/23	14294	779.00	779.00		05/31/23	The Recognition Place	000718		130MAIN
05/17/23	14295	223.41	223.41		05/31/23	Theresa Bustos	010132		130MAIN
05/17/23	Batch 05/17/2023	990.12	990.12		05/31/23				130MAIN
05/19/23	Batch 05/19/2023	7,519.14	7,519.14		05/31/23				130MAIN
05/23/23	14296	31.99	31.99		05/31/23	ABCWUA	000221		130MAIN
05/23/23	14298	280.48	280.48		05/31/23	Amaro's Carpet Cleaning	010114		130MAIN
05/23/23	14301	3,895.66	3,895.66		05/31/23	Cooperative Educational Services	000070		130MAIN
05/23/23	14304	2,693.75	2,693.75		05/31/23	DMH Law, LLC	010219		130MAIN
05/23/23	14305	609.87	609.87		05/31/23	Entravision Communications Co.	010301		130MAIN
05/23/23	14306	378.20	378.20		05/31/23	Ephesus Office Technologies	000209		130MAIN
05/23/23	14307	250.37	250.37		05/31/23	Julie Weeks	010144		130MAIN
05/23/23	14308	267.16	267.16		05/31/23	Maestas, Melissa	010136		130MAIN
05/23/23	14309	480.00	480.00		05/31/23	Meza, Julio	010051		130MAIN

Selection Grouped by Org, Cash Object, Statement Date - Sorted by Item date, Item #, (Org = 130, Cash Object IN ('11010'), Bank Statement Date = 05/31/2023, Uncleared Only? = No)

Statement Date 05/31/2023

Cash Object 11010

Status Posted

Journal Entry #

Cleared Payments (continued)

Issued	Check #	Check Amount	Cleared Amount	Difference	Cleared	Pay To Name	Vendor ID	Emp ID	Bank Acct
05/23/23	14310	41.44	41.44		05/31/23	NM Gas Company	000558		130MAIN
05/23/23	14311	64.62	64.62		05/31/23	Pitney Bowes Purchase Power	000760		130MAIN
05/23/23	14312	269.69	269.69		05/31/23	Rising Sun Technologies	010179		130MAIN
05/23/23	14313	251.16	251.16		05/31/23	Rodriguez, Yoana	010204		130MAIN
05/23/23	14314	1,157.03	1,157.03		05/31/23	School Nurse Supply, Inc.	000441		130MAIN
05/25/23	14319	1,602.50	1,602.50		05/31/23	Maria C. Salcido		000209	130MAIN
05/26/23	14317	26,016.07	26,016.07		05/31/23	EFTPS	900004		130MAIN
05/26/23	Batch 05/26/2023	93,368.78	93,368.78		05/31/23				130MAIN
		546,865.10	546,865.10			(*) Cancelled Payments	1,702.46		

Cleared Deposits

Deposited	Deposit #	Deposit Amount	Cleared Amount	Difference	Cleared	Bank Acct
05/01/23	Batch 05/01/2023	43,595.38	43,595.38		05/31/23	130MAIN
05/02/23	Batch 05/02/2023	47,001.58	47,001.58		05/31/23	130MAIN
05/05/23	Batch 05/05/2023	120.00	120.00		05/31/23	130MAIN
05/09/23	Batch 05/09/2023	5,844.07	5,844.07		05/31/23	130MAIN
05/10/23	Batch 05/10/2023	50.00	50.00		05/31/23	130MAIN
05/11/23	Batch 05/11/2023	410,833.01	410,833.01		05/31/23	130MAIN
05/12/23	Batch 05/12/2023	34.60	34.60		05/31/23	130MAIN
05/15/23	Batch 05/15/2023	20,727.40	20,727.40		05/31/23	130MAIN
05/16/23	Batch 05/16/2023	90.00	90.00		05/31/23	130MAIN
05/17/23	Batch 05/17/2023	464.67	464.67		05/31/23	130MAIN
05/18/23	Batch 05/18/2023	504.47	504.47		05/31/23	130MAIN
05/19/23	Batch 05/19/2023	90.00	90.00		05/31/23	130MAIN
05/22/23	Batch 05/22/2023	63,544.69	63,544.69		05/31/23	130MAIN
05/25/23	Batch 05/25/2023	35.00	35.00		05/31/23	130MAIN
05/31/23	Batch 05/31/2023	747.15	747.15		05/31/23	130MAIN
		593,682.02	593,682.02			

Selection Grouped by Org, Cash Object, Statement Date - Sorted by Item date, Item #, (Org = 130, Cash Object IN ('11010'), Bank Statement Date = 05/31/2023, Uncleared Only? = No)



Analyzed Business Checking - PF

Account number: [REDACTED] 4409 ■ May 1, 2023 - May 31, 2023 ■ Page 1 of 3



CHRISTINE DUNCAN'S HERITAGE ACADEMY
1900 ATRISCO DR NW
ALBUQUERQUE NM 87120-1146

Questions?

Call your Customer Service Officer or Client Services
1-800-AT WELLS (1-800-289-3557)
5:00 AM TO 6:00 PM Pacific Time Monday - Friday

Online: [wellsfargo.com](https://www.wellsfargo.com)

Write: Wells Fargo Bank, N.A. (585)
P.O. Box 6995
Portland, OR 97228-6995

Account summary

Analyzed Business Checking - PF

Account number	Beginning balance	Total credits	Total debits	Ending balance
[REDACTED] 4409	\$2,841,439.78	\$597,254.46	-\$550,437.54	\$2,888,256.70

Credits

Deposits

Effective date	Posted date	Amount	Transaction detail
05/01	05/02	518.86	Reversal of Check Posted 5-01-23 Reposted 5-02-23 as Serial 0000014237 Our Ref: 5-01-23 00000000
05/17	05/18	1,602.50	Reversal of Check Posted 5-17-23 Refer to Maker Our Ref: 5-17-23 00000000
		\$2,121.36	Total deposits

Electronic deposits/bank credits

Effective date	Posted date	Amount	Transaction detail
	05/01	60.00	Post Verify Deposit
	05/01	725.54	ACH Reversal Setl - Christine Duncan - File 7878782339 Coid 1205009183
	05/01	16,912.98	State of NM Earlychild Nmap0001660245 Christine Duncan's Her
	05/01	26,622.40	State of NEW Mex Vndr Pymt Nmap0001660770 USDA March 2023 USDA March 2023
	05/02	725.54	ACH Returns - Christine Duncan - File 7878782339 Coid 1205009183
	05/02	47,001.58	Post Verify Deposit
	05/05	120.00	Post Verify Deposit
	05/09	5,844.07	Post Verify Deposit
	05/10	50.00	Post Verify Deposit
	05/11	217.00	Post Verify Deposit
	05/11	410,616.01	APS Payments Christine Dncn Christine Duncan Ha Cs
	05/12	34.60	Post Verify Deposit
	05/15	30.00	Post Verify Deposit
	05/15	20,697.40	State of NM Earlychild Nmap0001674685 Christine Duncan's Her
	05/16	90.00	Post Verify Deposit
	05/17	60.00	Post Verify Deposit

Electronic deposits/bank credits (continued)

<i>Effective date</i>	<i>Posted date</i>	<i>Amount</i>	<i>Transaction detail</i>
05/17		404.67	Sandoval County ACH Paymen 1019922 April 2023 Distribution Hb-33
05/18		206.36	Sandoval County ACH Paymen 1022231 April 2023 Distribution Sb-9
05/18		298.11	Post Verify Deposit
05/19		90.00	Post Verify Deposit
05/22		30,766.67	Bernalillo Count Distr_Pymt Christine Duncans Heri
05/22		32,778.02	Post Verify Deposit
05/25		35.00	Post Verify Deposit
05/31		747.15	Post Verify Deposit
		\$595,133.10	Total electronic deposits/bank credits
		\$597,254.46	Total credits

Debits

Electronic debits/bank debits

<i>Effective date</i>	<i>Posted date</i>	<i>Amount</i>	<i>Transaction detail</i>
05/03		725.54	ACH Returns - Christine Duncan - File 7878782339 Coid 1205009183
05/04		23,084.64	WT Seq451154 State of NEW Mexico, Pu /Bnf=State of NEW Mexico, Public Schools Insuran Srf# Gw00000058229488 Trn#230504451154 Rfb# 101
05/05		1,600.59	Axa Equitable Epac Pmt May 23 0011844631 Christine Duncan's Her
05/08		8,342.02	WT Seq453746 State of NEW Mexico, NE /Bnf=State of NEW Mexico, NEW Mexico Retiree Hea Srf# Gw00000058304217 Trn#230508453746 Rfb# 102
05/08		1,600.59	Axa Equitable Epac Pmt May 23 0011844683 Christine Duncan's Her
05/10		93,438.16	ACH Prep Origintn - Christine Duncan - File 7878782339 Coid 1205009183
05/12		27,267.96	< Business to Business ACH Debit - IRS Usatxpymt 051223 270353272181283 Christine Duncans Heri
05/15		306.04	< Business to Business ACH Debit - IRS Usatxpymt 051523 270353504002506 Christine Duncans Heri
05/15		1,726.59	Axa Equitable Epac Pmt May 23 0011865701 Christine Duncan's Her
05/15		76,864.35	< Business to Business ACH Debit - Nmerb Web Pay 230512 02353 Christine Duncan Herit
05/19		230.35	Legalshield Grp Paymt 250434280148716 Christine Duncan Herit
05/19		990.12	< Business to Business ACH Debit - AFLAC Insurance 051723 L7U96561374 Christine Duncans
05/22		7,519.14	< Business to Business ACH Debit - Tax_Rev_Wwt_Ecks Trd Pmnt 230519 1247960192 Christine Duncan Herit
05/24		93,368.78	ACH Prep Origintn - Christine Duncan - File 7878782339 Coid 1205009183
05/26		26,016.07	< Business to Business ACH Debit - IRS Usatxpymt 052623 270354625272481 Christine Duncans Heri
		\$363,080.94	Total electronic debits/bank debits

< Business to Business ACH: If this is a business account, this transaction has a return time frame of one business day from post date. This time frame does not apply to consumer accounts.

Checks paid

<i>Number</i>	<i>Amount</i>	<i>Date</i>	<i>Number</i>	<i>Amount</i>	<i>Date</i>	<i>Number</i>	<i>Amount</i>	<i>Date</i>
4237	518.86	05/01	14224*	133.83	05/03	14236*	73.65	05/01
14172*	3,150.00	05/18	14226*	2,693.75	05/01	14237	518.86	05/02
14217*	219.22	05/05	14231*	100.00	05/12	14238	524.92	05/01

Checks paid (continued)

<i>Number</i>	<i>Amount</i>	<i>Date</i>	<i>Number</i>	<i>Amount</i>	<i>Date</i>	<i>Number</i>	<i>Amount</i>	<i>Date</i>
14239	102.83	05/01	14264	132.09	05/09	14291	5,411.00	05/22
14243*	219.22	05/05	14266*	225.00	05/16	14292	6,532.14	05/25
14245*	3,269.55	05/03	14267	1,543.80	05/22	14293	603.80	05/26
14246	280.48	05/04	14268	2,335.24	05/17	14294	779.00	05/23
14247	55,014.81	05/05	14269	41,186.17	05/16	14295	223.41	05/18
14248	1,572.56	05/03	14270	672.08	05/16	14296	31.99	05/25
14249	1,895.22	05/09	14271	78.00	05/17	14298*	280.48	05/30
14250	345.00	05/09	14272	722.82	05/12	14301*	3,895.66	05/25
14251	500.00	05/03	14273	524.92	05/12	14304*	2,693.75	05/30
14252	386.82	05/03	14277*	219.22	05/22	14305	609.87	05/26
14253	3,909.50	05/03	14279*	1,602.50	05/17	14306	378.20	05/30
14254	882.68	05/12	14281*	378.93	05/31	14307	250.37	05/26
14255	1,200.00	05/04	14282	13,146.25	05/26	14308	267.16	05/26
14256	2,246.02	05/08	14283	2,101.13	05/23	14309	480.00	05/23
14257	725.54	05/01	14284	4,400.00	05/24	14310	41.44	05/25
14258	106.98	05/08	14285	389.62	05/25	14311	64.62	05/31
14259	1,823.32	05/09	14286	1,500.00	05/23	14312	269.69	05/26
14260	2,941.58	05/09	14287	42.75	05/26	14313	251.16	05/23
14261	1,554.61	05/09	14288	510.00	05/18	14314	1,157.03	05/30
14262	1,020.00	05/17	14289	790.00	05/22	14319*	1,602.50	05/26
14263	150.00	05/12	14290	953.00	05/18			
			\$187,356.60	Total checks paid				

* Gap in check sequence.

\$550,437.54 Total debits

Daily ledger balance summary

<i>Date</i>	<i>Balance</i>	<i>Date</i>	<i>Balance</i>	<i>Date</i>	<i>Balance</i>
04/30	2,841,439.78	05/10	2,728,319.99	05/22	3,049,006.94
05/01	2,881,121.15	05/11	3,139,153.00	05/23	3,043,895.65
05/02	2,928,848.27	05/12	3,109,539.22	05/24	2,946,126.87
05/03	2,918,350.47	05/15	3,051,369.64	05/25	2,935,271.02
05/04	2,893,785.35	05/16	3,009,376.39	05/26	2,892,462.56
05/05	2,836,851.51	05/17	3,004,805.32	05/30	2,887,953.10
05/08	2,824,555.90	05/18	3,002,075.88	05/31	2,888,256.70
05/09	2,821,708.15	05/19	3,000,945.41		
Average daily ledger balance		\$2,947,336.80			

Checks Dated 05/01/2023 through 05/31/2023

Check Number	Check Date	Pay to the Order of	Check Amount
14258	05/03/2023	Amazon	106.98
14259	05/03/2023	Association of Charter School Education Services	1,823.32
14260	05/03/2023	Charter School Nursing Service	2,941.58
14261	05/03/2023	Ephesus Office Technologies	1,554.61
14262	05/03/2023	Marcia Lee Unnever, Kids Focus	1,020.00
14263	05/03/2023	New Mexico Association for Bilingual Education	150.00
14264	05/03/2023	Verizon Wireless	132.09
14266	05/10/2023	Beal School Bus Company	225.00
14267	05/10/2023	Ephesus Office Technologies	1,543.80
14268	05/10/2023	Really Good Stuff, LLC	2,335.24
14269	05/10/2023	Saylor Family Trust, LLC	41,186.17
14270	05/10/2023	Saylor Family Trust, LLC	672.08
14271	05/10/2023	The Recognition Place	78.00
14278	05/12/2023	Metropolitan Life Insurance	50.00
14279	05/13/2023	Maria C. Salcido	1,602.50 *
Cancelled on 05/24/2023, Cancel Register # PM230525			
14281	05/17/2023	Alpine Protection LLC	378.93
14282	05/17/2023	Association of Charter School Education Services	13,146.25
14283	05/17/2023	Bilingual Multicultural Services Inc	2,101.13
14284	05/17/2023	Dual Language Education of NM	4,400.00
14285	05/17/2023	Ephesus Office Technologies	389.62
14286	05/17/2023	Herrera School Buses and Coaches, Inc.	1,500.00
14287	05/17/2023	JD Pennington Enterprises Inc A-1 Trophy	42.75
14288	05/17/2023	Melissa Mendonca	510.00
14289	05/17/2023	MidSchoolMath, LLC	790.00
14290	05/17/2023	PSG Embroidery Screen Printing	953.00
14291	05/17/2023	Rising Sun Technologies	5,411.00
14292	05/17/2023	Standard Restaurant Equipment	6,532.14
14293	05/17/2023	T-Mobile USA Inc	603.80
14294	05/17/2023	The Recognition Place	779.00
14295	05/17/2023	Theresa Bustos	223.41
14296	05/23/2023	ABCWUA	31.99
14297	05/23/2023	Agricultura Coop Network	5,990.00
14298	05/23/2023	Amaro's Carpet Cleaning	280.48
14299	05/23/2023	Association of Charter School Education Services	106,125.22
14300	05/23/2023	Comcast	133.83
14301	05/23/2023	Cooperative Educational Services	3,895.66
14302	05/23/2023	Costco Wholesale	99.96 *
Cancelled on 05/24/2023			
14303	05/23/2023	Directional Ad-Vantage Holding	345.00
14304	05/23/2023	DMH Law, LLC	2,693.75
14305	05/23/2023	Entravision Communications Co.	609.87
14306	05/23/2023	Ephesus Office Technologies	378.20
14307	05/23/2023	Julie Weeks	250.37
14308	05/23/2023	Maestas, Melissa	267.16
14309	05/23/2023	Meza, Julio	480.00
14310	05/23/2023	NM Gas Company	41.44
14311	05/23/2023	Pitney Bowes Purchase Power	64.62
14312	05/23/2023	Rising Sun Technologies	269.69

The preceding Checks have been issued in accordance with the District's Policy and authorization of the Board of Trustees. It is recommended that the preceding Checks be approved.

Checks Dated 05/01/2023 through 05/31/2023

Check Number	Check Date	Pay to the Order of	Check Amount
14313	05/23/2023	Rodriguez, Yoana	251.16
14314	05/23/2023	School Nurse Supply, Inc.	1,157.03
14320	05/18/2023	Pre-Paid Legal Services, Inc.	230.35
VCH-00000239	05/17/2023	American Family Life	990.12
VCH-00000240	05/12/2023	NM Educational RetirementBoard	76,864.35
VCH-00000241	05/08/2023	NM RHC	8,342.02
VCH-00000242	05/19/2023	NM Taxation/Revenue Department	7,519.14
VCH-00000243	05/04/2023	NMPSIA	23,084.64
Total Number of Checks			55
			333,578.45

	Count	Amount
Cancel	2	1,702.46
Net Issue		331,875.99


Fund Recap

Fund	Description	Check Count	Expensed Amount
11000	Operational Fund	38	138,553.75
21000	Food Services Fund	5	89,686.14
23010	Admin Discretionary Account	1	223.41
23102	General Activities	1	953.00
24101	Title I - IASA	4	3,108.76
24106	IDEA-B Entitlement	4	1,308.93
24308	CRRSA, ESSER II	8	8,685.63
24330	ESSER III	8	16,348.42
25153	Title XIX MEDICAID 3/21 Years	1	2,941.58
25171	Child & Adult Food Program	6	16,452.83
25205	Gear Up New Mexico Initiative	8	2,226.54
26107	REC/District Fiscal Agent	4	6,120.56
27149	PreK Initiative	6	7,596.63
27183	NM Grown FVV	1	5,990.00
31200	Public School Capital Outlay	1	25,147.67
31701	Capital Improv. SB9 Local	1	6,532.14
Total Number of Checks		53	331,875.99
Less Unpaid Tax Liability			.00
Net (Check Amount)			331,875.99

The preceding Checks have been issued in accordance with the District's Policy and authorization of the Board of Trustees. It is recommended that the preceding Checks be approved.



Bank Account 130MAIN - Wells Fargo Checking

Payment Id	Comment							
Check # 14258	11000	05/03/2023	Check Amt	106.98	Status Cleared	Amazon (010289/1)		
1RMM-DK3Q-PTTT	Admin Office Supplies					11000- 2400- 56118- 0000- 001118- 0000- 00000 106.98		
Check # 14259	11000	05/03/2023	Check Amt	1,823.32	Status Cleared	Association of Charter School Education Services (000635/1)		
11026	Security Services					11000- 2600- 55915- 0000- 001118- 0000- 00000 1,823.32		
Check # 14260	25153	05/03/2023	Check Amt	2,941.58	Status Cleared	Charter School Nursing Service (000251/1)		
12312018-647	Nursing Services for FY23					25153- 2100- 55915- 2000- 001118- 0000- 00000 2,941.58		
Check # 14261	11000	05/03/2023	Check Amt	1,554.61	Status Cleared	Ephesus Office Technologies (000209/1)		
AR130557	Maintenance on Copier & Printers					11000- 2400- 55915- 0000- 001118- 0000- 00000 389.62		
AR130558	Maintenance on Copier & Printers					11000- 2400- 55915- 0000- 001118- 0000- 00000 1,164.99		
Check # 14262	11000	05/03/2023	Check Amt	1,020.00	Status Cleared	Marcia Lee Unnever, Kids Focus (000579/2)		
20230427	Kids Focus					11000- 1000- 55915- 1010- 001118- 0000- 00000 1,020.00		
Check # 14263	11000	05/03/2023	Check Amt	150.00	Status Cleared	New Mexico Association for Bilingual Education (000191/1)		
085-2023	Spanish Spelling Bee					11000- 1000- 53711- 1010- 001118- 0000- 00000 150.00		
Check # 14264	11000	05/03/2023	Check Amt	132.09	Status Cleared	Verizon Wireless (000206/1)		
9933324089	Cell Phone Services					11000- 2600- 54416- 0000- 001118- 0000- 00000 132.09		
* Break in sequence								
Check # 14266	25205	05/10/2023	Check Amt	225.00	Status Cleared	Beal School Bus Company (010095/1)		
13225	Gear Up					25205- 1000- 55817- 1010- 001118- 0000- 00000 225.00		
Check # 14267	24330	05/10/2023	Check Amt	1,543.80	Status Cleared	Ephesus Office Technologies (000209/1)		
AR130369	Printers B/W					24330- 1000- 56119- 1010- 001118- 0000- 00000 1,374.00		
AR130523	Printer Supply Admin					11000- 2400- 56118- 0000- 001118- 0000- 00000 169.80		
Check # 14268	27149	05/10/2023	Check Amt	2,335.24	Status Cleared	Really Good Stuff, LLC (010005/2)		
8177509	PreK Supplies					27149- 1000- 56118- 1010- 001118- 0000- 00000 760.66		
						27149- 1000- 56119- 1010- 001118- 0000- 00000 1,574.58		
Check # 14269	31200	05/10/2023	Check Amt	41,186.17	Status Cleared	Saylor Family Trust, LLC (000555/1)		
20230501	Lease and Insurance					11000- 2600- 54610- 0000- 001118- 0000- 00000 16,038.50		
						31200- 4000- 54610- 0000- 001118- 0000- 00000 25,147.67		
Check # 14270	11000	05/10/2023	Check Amt	672.08	Status Cleared	Saylor Family Trust, LLC (000555/1)		
20230501-1	Lease and Insurance					11000- 2600- 54610- 0000- 001118- 0000- 00000 672.08		
Check # 14271	11000	05/10/2023	Check Amt	78.00	Status Cleared	The Recognition Place (000718/1)		
7042	Trophies					11000- 2100- 53711- 0000- 001118- 0000- 00000 78.00		
* Break in sequence								
Check # 14278	11000	05/12/2023	Check Amt	50.00	Status Printed	Metropolitan Life Insurance (901002/1)		
20230414-REG	Metropolitan Life Insurance (901002/1) 04/14/2023 (REG)					11000- - 23147- - - - 25.00		
20230428-REG	Metropolitan Life Insurance (901002/1) 04/28/2023 (REG)					11000- - 23147- - - - 25.00		
Selection	Sorted by Check Number, Inv #, Include Address=No, (Org = 130, Source = N, Pay To = N, Payment Method = N, Starting Check Date = 05/01/2023, Ending Check Date = 05/31/2023, Summary? = N, Sort/Group 1 = , Sort/Group 2 =)							

Bank Account 130MAIN - Wells Fargo Checking

Payment Id	Comment						
* Break in sequence							
Check # 14281	11000	05/17/2023	Check Amt	378.93	Status Cleared	Alpine Protection LLC (010013/1)	
10733		Alarm Monitoring				11000- 2600- 55915- 0000- 001118- 0000- 00000	378.93
Check # 14282	11000	05/17/2023	Check Amt	13,146.25	Status Cleared	Association of Charter School Education Services (000635/1)	
10995		K12 Business Services				11000- 2500- 53414- 0000- 001118- 0000- 00000	13,146.25
Check # 14283	11000	05/17/2023	Check Amt	2,101.13	Status Cleared	Bilingual Multicultural Services Inc (000241/1)	
CD2023-9		Ancillary Services				11000- 2100- 53213- 2000- 001118- 0000- 00000	2,101.13
Check # 14284	24330	05/17/2023	Check Amt	4,400.00	Status Cleared	Dual Language Education of NM (000156/3)	
5070		GLAD Training Registration				24330- 1000- 53330- 1010- 001118- 0000- 00000	4,400.00
Check # 14285	11000	05/17/2023	Check Amt	389.62	Status Cleared	Ephesus Office Technologies (000209/1)	
AR131161		Maintenance on Copier & Printers				11000- 2400- 55915- 0000- 001118- 0000- 00000	389.62
Check # 14286	11000	05/17/2023	Check Amt	1,500.00	Status Cleared	Herrera School Buses and Coaches, Inc. (000058/1)	
6437		Bus Transportation				11000- 1000- 55817- 1010- 001118- 0000- 00000	375.00
6540		Bus Transportation				11000- 1000- 55817- 1010- 001118- 0000- 00000	1,125.00
Check # 14287	11000	05/17/2023	Check Amt	42.75	Status Cleared	JD Pennington Enterprises Inc A-1 Trophy (010261/1)	
6725		Trophy's				11000- 2400- 56118- 0000- 001118- 0000- 00000	42.75
Check # 14288	25205	05/17/2023	Check Amt	510.00	Status Cleared	Melissa Mendonca (010202/1)	
20230510		Gear Up				25205- 1000- 56118- 1010- 001118- 0000- 00000	510.00
Check # 14289	25205	05/17/2023	Check Amt	790.00	Status Cleared	MidSchoolMath, LLC (010244/1)	
MSM-13400		Gear Up Conference				25205- 1000- 53330- 1010- 001118- 0000- 00000	790.00
Check # 14290	23102	05/17/2023	Check Amt	953.00	Status Cleared	PSG Embroidery Screen Printing (000496/3)	
1020		T-shirts				23102- 1000- 56118- 9000- 001118- 0000- 00000	953.00
Check # 14291	11000	05/17/2023	Check Amt	5,411.00	Status Cleared	Rising Sun Technologies (010179/1)	
1784		Technology Services				11000- 2500- 54320- 0000- 001118- 0000- 00000	5,411.00
Check # 14292	31701	05/17/2023	Check Amt	6,532.14	Status Cleared	Standard Restaurant Equipment (000719/2)	
ALB2322643		Kitchen Equipment				31701- 4000- 57331- 0000- 001118- 0000- 00000	6,532.14
Check # 14293	24308	05/17/2023	Check Amt	603.80	Status Cleared	T-Mobile USA Inc (010181/1)	
3010-20230421		T Mobile Hotspots				24308- 2600- 54416- 0000- 001118- 0000- 00000	603.80
Check # 14294	11000	05/17/2023	Check Amt	779.00	Status Cleared	The Recognition Place (000718/1)	
7043		Staff awards				11000- 2400- 56118- 0000- 001118- 0000- 00000	724.00
7068		Trophy for Admin				11000- 2400- 56118- 0000- 001118- 0000- 00000	55.00
Check # 14295	23010	05/17/2023	Check Amt	223.41	Status Cleared	Theresa Bustos (010132/1)	
20230508		PD Breakfast				23010- 1000- 56118- 1010- 001118- 0000- 00000	223.41
Check # 14296	11000	05/23/2023	Check Amt	31.99	Status Cleared	ABCWUA (000221/1)	

Selection Sorted by Check Number, Inv #, Include Address=No, (Org = 130, Source = N, Pay To = N, Payment Method = N, Starting Check Date = 05/01/2023, Ending Check Date = 05/31/2023, Summary? = N, Sort/Group 1 = , Sort/Group 2 =)



Bank Account 130MAIN - Wells Fargo Checking

Payment Id	Comment						
Check # 14296	11000	05/23/2023	Check Amt	31.99	Status Cleared	ABCWUA (000221/1) - continued	
166084391000	Water					11000- 2600- 54415- 0000- 001118- 0000- 00000	31.99
Check # 14297	27183	05/23/2023	Check Amt	5,990.00	Status Printed	Agricultura Coop Network (010175/1)	
7356	Food Drives					27183- 3100- 56116- 0000- 001118- 0000- 00000	2,990.00
7384	Food Drives					27183- 3100- 56116- 0000- 001118- 0000- 00000	3,000.00
Check # 14298	24308	05/23/2023	Check Amt	280.48	Status Cleared	Amaro's Carpet Cleaning (010114/1)	
0366	Carpet Cleaning & Disinfecting Classrooms					24308- 2600- 55915- 0000- 001118- 0000- 00000	280.48
Check # 14299	21000	05/23/2023	Check Amt	106,125.22	Status Printed	Association of Charter School Education Services (000635/1)	
10948	Food Service					21000- 3100- 55915- 0000- 001118- 0000- 00000	37,082.09
						25171- 3100- 55915- 0000- 001118- 0000- 00000	6,543.90
11092	Security Services					11000- 2600- 55915- 0000- 001118- 0000- 00000	1,746.50
11102	Food Service					21000- 3100- 55915- 0000- 001118- 0000- 00000	51,639.82
						25171- 3100- 55915- 0000- 001118- 0000- 00000	9,112.91
Check # 14300	11000	05/23/2023	Check Amt	133.83	Status Printed	Comcast (000208/1)	
172265693	Internet and phone					11000- 2600- 54416- 0000- 001118- 0000- 00000	133.83
Check # 14301	24330	05/23/2023	Check Amt	3,895.66	Status Cleared	Cooperative Educational Services (000070/1)	
RT-36-045873	RT in Classrooms					24330- 1000- 53414- 1010- 001118- 0000- 00000	964.98
RT-36-046334	RT in Classrooms					24330- 1000- 53414- 1010- 001118- 0000- 00000	929.24
RT-36-048267	RT in Classrooms					24330- 1000- 53414- 1010- 001118- 0000- 00000	1,000.72
RT-36-048410	RT in Classrooms					24330- 1000- 53414- 1010- 001118- 0000- 00000	1,000.72
Check # 14302	11000	05/23/2023	Check Amt	99.96	Status Cancelled	Costco Wholesale (000259/1)	
20230519	Graduation Cakes					11000- 2400- 56118- 0000- 001118- 0000- 00000	99.96
	Reversal of EX23-00929					11000- 2400- 56118- 0000- 001118- 0000- 00000	99.96-
Check # 14303	11000	05/23/2023	Check Amt	345.00	Status Printed	Directional Ad-Vantage Holding (010275/1)	
263692	Coronado Advertisement					11000- 2500- 55400- 0000- 001118- 0000- 00000	345.00
Check # 14304	11000	05/23/2023	Check Amt	2,693.75	Status Cleared	DMH Law, LLC (010219/1)	
211	Legal Services					11000- 2300- 53413- 0000- 001118- 0000- 00000	2,693.75
Check # 14305	27149	05/23/2023	Check Amt	609.87	Status Cleared	Entravision Communications Co. (010301/1)	
693101-1	Advertising					27149- 2500- 55400- 0000- 001118- 0000- 00000	609.87
Check # 14306	11000	05/23/2023	Check Amt	378.20	Status Cleared	Ephesus Office Technologies (000209/1)	
AR131043	Maintenance on Copier & Printers					11000- 2400- 55915- 0000- 001118- 0000- 00000	378.20
Check # 14307	11000	05/23/2023	Check Amt	250.37	Status Cleared	Julie Weeks (010144/1)	
20230518	Conference Travel					11000- 2100- 55813- 0000- 001118- 0000- 00000	250.37
Check # 14308	11000	05/23/2023	Check Amt	267.16	Status Cleared	Maestas, Melissa (010136/1)	
20230518	Conference Travel					11000- 2400- 55813- 0000- 001118- 0000- 00000	267.16

Selection Sorted by Check Number, Inv #, Include Address=No, (Org = 130, Source = N, Pay To = N, Payment Method = N, Starting Check Date = 05/01/2023, Ending Check Date = 05/31/2023, Summary? = N, Sort/Group 1 = , Sort/Group 2 =)



Bank Account 130MAIN - Wells Fargo Checking

Payment Id	Comment								
Check # 14309	25171	05/23/2023	Check Amt	480.00	Status Cleared	Meza, Julio (010051/1)			
20230502	Student Supplies					25171- 3100- 56118- 0000- 001118- 0000- 00000			
480.00									
Check # 14310	11000	05/23/2023	Check Amt	41.44	Status Cleared	NM Gas Company (000558/1)			
5152-20230512	Gas					11000- 2600- 54412- 0000- 001118- 0000- 00000			
41.44									
Check # 14311	11000	05/23/2023	Check Amt	64.62	Status Cleared	Pitney Bowes Purchase Power (000760/3)			
20230501	Monthly Postage Machine Rental and Stamps					11000- 2400- 54620- 0000- 001118- 0000- 00000			
64.62									
Check # 14312	11000	05/23/2023	Check Amt	269.69	Status Cleared	Rising Sun Technologies (010179/1)			
1428	Technology Services					11000- 2500- 53330- 0000- 001118- 0000- 00000			
269.69									
Check # 14313	11000	05/23/2023	Check Amt	251.16	Status Cleared	Rodriguez, Yoana (010204/1)			
20230518	Conference Travel					11000- 2400- 55813- 0000- 001118- 0000- 00000			
251.16									
Check # 14314	11000	05/23/2023	Check Amt	1,157.03	Status Cleared	School Nurse Supply, Inc. (000441/2)			
0950273-IN	Nurse Supplies					11000- 2100- 56118- 0000- 001118- 0000- 00000			
1,157.03									
* Break in sequence									
Check # 14320	11000	05/18/2023	Check Amt	230.35	Status Printed	Pre-Paid Legal Services, Inc. (901000/1)			
20230414-REG	Pre-Paid Legal Services, Inc. (901000/1) 04/14/2023 (REG)					11000- - 23147- - - -			
111.81									
	25205- - 23147- - - - -								
3.39									
20230428-REG	Pre-Paid Legal Services, Inc. (901000/1) 04/28/2023 (REG)					11000- - 23147- - - - -			
100.91									
	24308- - 23147- - - - -								
10.85									
	25205- - 23147- - - - -								
3.39									
* Break in sequence									
Check # VCH-00000239	11000	05/17/2023	Check Amt	990.12	Status Cleared	American Family Life (901012/1)			
20230414-REG	American Family Life (901012/1) 04/14/2023 (REG)					11000- - 23150- - - - -			
454.08									
	24330- - 23150- - - - -								
40.98									
20230428-REG	American Family Life (901012/1) 04/28/2023 (REG)					11000- - 23150- - - - -			
494.74									
	24308- - 23150- - - - -								
102.26									
	24330- - 23150- - - - -								
81.96									
AFLAC ADJ - 2023 04	AFLAC ADJ - 2023 04					11000- - 23150- - - - -			
94.62-									
	24308- - 23150- - - - -								
48.30-									
	24330- - 23150- - - - -								
40.98-									
Check # VCH-00000240	11000	05/12/2023	Check Amt	76,864.35	Status Cleared	NM Educational RetirementBoard (900005/1)			
20230414-REG	NM Educational RetirementBoard (900005/1) 04/14/2023 (REG)					11000- - 23124- - - - -			
27,794.78									
	21000- - 23124- - - - -								
420.88									
	24101- - 23124- - - - -								
877.17									
	24106- - 23124- - - - -								
250.50									
	24308- - 23124- - - - -								
2,083.10									
	24330- - 23124- - - - -								
2,061.81									
Selection Sorted by Check Number, Inv #, Include Address=No, (Org = 130, Source = N, Pay To = N, Payment Method = N, Starting Check Date = 05/01/2023, Ending Check Date = 05/31/2023, Summary? = N, Sort/Group 1 = , Sort/Group 2 =)									



Bank Account 130MAIN - Wells Fargo Checking

Payment Id		Comment							
Check #	VCH-00000240	11000	05/12/2023	Check Amt	76,864.35	Status	Cleared	NM Educational RetirementBoard (900005/1) - continued	
20230414-REG	NM Educational RetirementBoard (900005/1) 04/14/2023 (REG)								140.31
									152.14
									2,136.78
									1,673.70
20230428-REG	NM Educational RetirementBoard (900005/1) 04/28/2023 (REG)								27,577.10
									403.35
									1,552.79
									857.75
									2,589.22
									1,993.28
									130.21
									152.14
									2,306.74
									1,710.60
Check #	VCH-00000241	11000	05/08/2023	Check Amt	8,342.02	Status	Cleared	NM RHC (900006/1)	
20230414-REG	NM RHC (900006/1) 04/14/2023 (REG)								3,000.16
									50.40
									94.49
									30.00
									227.03
									232.07
									16.81
									16.38
									230.17
									180.28
20230428-REG	NM RHC (900006/1) 04/28/2023 (REG)								2,980.48
									48.30
									170.13
									102.72
									281.54
									221.92
									15.59
									16.38
									242.91
									184.26
Check #	VCH-00000242	11000	05/19/2023	Check Amt	7,519.14	Status	Cleared	NM Taxation/Revenue Department (900003/1)	

Selection Sorted by Check Number, Inv #, Include Address=No, (Org = 130, Source = N, Pay To = N, Payment Method = N, Starting Check Date = 05/01/2023, Ending Check Date = 05/31/2023, Summary? = N, Sort/Group 1 = , Sort/Group 2 =)



Bank Account 130MAIN - Wells Fargo Checking

Payment Id		Comment										
Check #	VCH-00000242	11000	05/19/2023	Check Amt	7,519.14	Status	Cleared	NM Taxation/Revenue Department (900003/1) - continued				
20230414-REG	NM Taxation/Revenue Department (900003/1) 04/14/2023 (REG)					11000-	- 23142-	-	-	-		2,723.90
						21000-	- 23142-	-	-	-		14.67
						24101-	- 23142-	-	-	-		125.91
						24106-	- 23142-	-	-	-		8.86
						24308-	- 23142-	-	-	-		248.89
						24330-	- 23142-	-	-	-		307.81
						25171-	- 23142-	-	-	-		4.89
						25205-	- 23142-	-	-	-		13.12
						26107-	- 23142-	-	-	-		221.88
						27149-	- 23142-	-	-	-		174.35
20230428-REG	NM Taxation/Revenue Department (900003/1) 04/28/2023 (REG)					11000-	- 23142-	-	-	-		2,603.26
						21000-	- 23142-	-	-	-		14.81
						24101-	- 23142-	-	-	-		235.45
						24106-	- 23142-	-	-	-		9.94
						24308-	- 23142-	-	-	-		242.70
						24330-	- 23142-	-	-	-		169.20
						25171-	- 23142-	-	-	-		4.25
						25205-	- 23142-	-	-	-		12.80
						26107-	- 23142-	-	-	-		223.04
						27149-	- 23142-	-	-	-		159.41
Check #	VCH-00000243	11000	05/04/2023	Check Amt	23,084.64	Status	Cleared	NMPSIA (900001/1)				
20230414-REG	NMPSIA (900001/1) 04/14/2023 (REG)					11000-	- 23125-	-	-	-		9,002.48
						21000-	- 23125-	-	-	-		5.91
						24101-	- 23125-	-	-	-		15.83
						24106-	- 23125-	-	-	-		21.37
						24308-	- 23125-	-	-	-		878.31
						24330-	- 23125-	-	-	-		1,114.81
						25171-	- 23125-	-	-	-		1.98
						25205-	- 23125-	-	-	-		165.90
						26107-	- 23125-	-	-	-		379.52
						27149-	- 23125-	-	-	-		265.04
20230428-REG	NMPSIA (900001/1) 04/28/2023 (REG)					11000-	- 23125-	-	-	-		8,632.50
						21000-	- 23125-	-	-	-		5.91
						24101-	- 23125-	-	-	-		36.99
						24106-	- 23125-	-	-	-		25.16
						24308-	- 23125-	-	-	-		1,191.01
						24330-	- 23125-	-	-	-		1,113.44

Selection Sorted by Check Number, Inv #, Include Address=No, (Org = 130, Source = N, Pay To = N, Payment Method = N, Starting Check Date = 05/01/2023, Ending Check Date = 05/31/2023, Summary? = N, Sort/Group 1 = , Sort/Group 2 =)



Bank Account 130MAIN - Wells Fargo Checking

Payment Id		Comment							
Check #	VCH-00000243	11000	05/04/2023	Check Amt	23,084.64	Status	Cleared	NMPSIA (900001/1) - continued	
20230428-REG	NMPSIA (900001/1) 04/28/2023 (REG)					25171-	- 23125-	-	1.98
						25205-	- 23125-	-	165.90
						26107-	- 23125-	-	379.52
						27149-	- 23125-	-	303.88
DP23-00019	NMPSIA Adj 2023 04					11000- 1000-	52312- 2000-	001118- 1712-	00000
						24106- 1000-	52312- 2000-	001118- 1712-	00000
						24308- 2100-	52312- 4025-	001118- 1218-	00000
						24330-	- 23125-	-	219.33-
						24330- 1000-	52311- 2000-	001118- 1712-	00000
						24330- 1000-	52315- 2000-	001118- 1712-	00000
Number of Items	54				331,975.95				

Payment Id Comment

Number of Items 54 331,975.95 Totals for Org 130 - Christine Duncan Heritage

As of 05/31/2023		Fiscal Year 2022/23 Actuals			
Resource	Beginning Balance	Revenue Activity	Expense Activity	Net Activity	Resulting Balance
Fund 11000 - Operational Fund	727,969.32	4,337,433.09	4,100,460.63	236,972.46	964,941.78
Fund 14000 - Inst. Materials Fund	98.37	.00	.00	.00	98.37
Fund 21000 - Food Services Fund	88,922.40	290,307.76	495,654.64	205,346.88-	116,424.48-
Fund 23000 - Non-Instruct. Fund	1,353.68	5,543.49	8,651.63	3,108.14-	1,754.46-
Fund 23001 - Athletic	1,678.94	6,702.00	2,010.31	4,691.69	6,370.63
Fund 23002 - PreK Classroom	1,397.55-	.00	.00	.00	1,397.55-
Fund 23003 - Chess Club	39.71	.00	.00	.00	39.71
Fund 23004 - Student Council	706.08	.00	354.00	354.00-	352.08
Fund 23005 - Yearbook	2,129.50	630.00	.00	630.00	2,759.50
Fund 23006 - Cheer	140.02	.00	.00	.00	140.02
Fund 23007 - Sunshine	577.98	.00	.00	.00	577.98
Fund 23008 - Bilingual Seal	456.00	.00	.00	.00	456.00
Fund 23009 - Out of State Field Trips	.00	391.11	.00	391.11	391.11
Fund 23010 - Admin Discretionary Account	2,667.16	5,213.29	3,358.53	1,854.76	4,521.92
Fund 23100 - General Activities	.00	300.00	.00	300.00	300.00
Fund 23102 - General Activities	732.55	15,555.93	11,975.73	3,580.20	4,312.75
Fund 24101 - Title I - IASA	117,711.52-	203,582.84	137,469.47	66,113.37	51,598.15-
Fund 24106 - IDEA-B Entitlement	6,520.23-	40,039.49	55,005.03	14,965.54-	21,485.77-
Fund 24118 - Fresh Fruit & Vegetables	419.42	.00	.00	.00	419.42
Fund 24153 - English Language Acquisition	1,782.00-	.00	.00	.00	1,782.00-
Fund 24154 - Teach./Princ. Train & Recruit	5,350.00-	5,350.00	12,703.63	7,353.63-	12,703.63-
Fund 24183 - Carl Perkins Secondary-Redist2	15,398.97-	15,398.97	6,532.14	8,866.83	6,532.14-
Fund 24308 - CRRSA, ESSER II	61,863.88-	270,414.21	234,088.81	36,325.40	25,538.48-
Fund 24330 - ESSER III	.00	109,158.27	306,164.62	197,006.35-	197,006.35-
Fund 25153 - Title XIX MEDICAID 3/21 Years					

Selection Grouped by Fund - Sorted by Resource, (Org = 130, As of Date = 05/31/2023, Actuals = Y, Enc = N, SACS Fund = N, SACS Rsrc = N, SACS = N, Restricted Accts = Y)

As of 05/31/2023		Fiscal Year 2022/23 Actuals			
Resource	Beginning Balance	Revenue Activity	Expense Activity	Net Activity	Resulting Balance
Fund 25153 - Title XIX MEDICAID 3/21 Years	58,379.69	23,238.85	23,428.70	189.85-	58,189.84
Fund 25171 - Child & Adult Food Program	34,766.76	178,941.58	92,245.18	86,696.40	121,463.16
Fund 25205 - Gear Up New Mexico Initiative	28,051.14-	45,769.70	31,656.21	14,113.49	13,937.65-
Fund 26107 - REC/District Fiscal Agent	.00	142,941.62	238,553.03	95,611.41-	95,611.41-
Fund 26177 - Elementry & Mid Sch Initiative	624.00-	.00	.00	.00	624.00-
Fund 27109 - Instructional Materials- GAA	3,500.58	.00	.00	.00	3,500.58
Fund 27149 - PreK Initiative	219,776.86-	349,186.61	207,735.53	141,451.08	78,325.78-
Fund 27183 - NM Grown FVV	1,755.00-	1,755.00	5,990.00	4,235.00-	5,990.00-
Fund 28208 - ECECD Direct	.00	.00	480.00	480.00-	480.00-
Fund 28211 - NM Schools Covid Testing	.00	.00	11,733.67	11,733.67-	11,733.67-
Fund 31200 - Public School Capital Outlay	74,604.25-	150,047.25	276,624.36	126,577.11-	201,181.36-
Fund 31600 - Capital Improv. HB 33	1,417,996.77	226,191.34	2,261.91	223,929.43	1,641,926.20
Fund 31700 - Capital Improv. SB9	20,350.00-	.00	.00	.00	20,350.00-
Fund 31701 - Capital Improv. SB9 Local	656,719.07	114,345.69	34,010.94	80,334.75	737,053.82
Fund 31703 - SB9 State Match Cash	.92	.00	21,835.65	21,835.65-	21,834.73-
Total for Org	2,444,069.52	6,538,438.09	6,320,984.35	217,453.74	2,661,523.26

130MAIN - Wells Fargo Checking											
Receipt Id	Receipt Status	Customer	Batch Id	Receipt Type	Receipt Date	Customer Reference #	Invoice #	Loc	Deposit Id	Comment	Receipt Amount
23-0000329	Cleared	(000037) SA-Year Book	1077	Cash	05/05/23	222299			20230505	Year Book	30.00
		23005-0000-41701-0000-001118-0000-00000				30.00					
23-0000330	Cleared	(000037) SA-Year Book	1077	Cash	05/05/23	222300			20230505	Year Book	30.00
		23005-0000-41701-0000-001118-0000-00000				30.00					
23-0000331	Cleared	(000037) SA-Year Book	1077	Cash	05/05/23	222301			20230505	Year Book	30.00
		23005-0000-41701-0000-001118-0000-00000				30.00					
23-0000332	Cleared	(000037) SA-Year Book	1077	Cash	05/05/23	222302			20230505	Year Book	30.00
		23005-0000-41701-0000-001118-0000-00000				30.00					
23-0000333	Cleared	(000037) SA-Year Book	1078	Cash	05/10/23	222307			20230510	Year Book	30.00
		23005-0000-41701-0000-001118-0000-00000				30.00					
23-0000334	Cleared	(000039) SA-Admin Discretionary	1078	Cash	05/10/23	222308			20230510	T-Shirt	10.00
		23010-0000-41701-0000-001118-0000-00000				10.00					
23-0000335	Cleared	(000039) SA-Admin Discretionary	1078	Cash	05/10/23	222309			20230510	T-Shirt	10.00
		23010-0000-41701-0000-001118-0000-00000				10.00					
23-0000336	Cleared	(000037) SA-Year Book	1081	Cash	05/12/23	222314			20230512	Year Book	30.00
		23005-0000-41701-0000-001118-0000-00000				30.00					
23-0000337	Cleared	(000039) SA-Admin Discretionary	1081	Check	05/12/23	222315			20230512	Box Tops for Education - April	4.60
		23010-0000-41701-0000-001118-0000-00000				4.60					
23-0000338	Cleared	(000037) SA-Year Book	1080	Cash	05/15/23	222316			20230515	Year Book	30.00
		23005-0000-41701-0000-001118-0000-00000				30.00					
23-0000339	Cleared	(000037) SA-Year Book	1103	Check	05/11/23	222310			20230511	Year Book	30.00
		23005-0000-41701-0000-001118-0000-00000				30.00					
23-0000340	Cleared	(000037) SA-Year Book	1103	Cash	05/11/23	222311			20230511	Year Book	30.00
		23005-0000-41701-0000-001118-0000-00000				30.00					
23-0000341	Cleared	(000039) SA-Admin Discretionary	1103	Check	05/11/23	222312			20230511	Vending Machine	127.00
		23010-0000-41701-0000-001118-0000-00000				127.00					
23-0000342	Cleared	(000023) Medicaid	1098	Check	05/09/23	222303			20230509	Medicaid - DMZ Services Oct-	2,399.26
		25153-0000-44301-0000-001118-0000-00000				3,950.22					
		25153-2100-55915-0000-001118-0000-00000				1,550.96-					
23-0000343	Cleared	(000023) Medicaid	1098	Check	05/09/23	222304			20230509	Medicaid - DMZ Services Jul-	852.67
		25153-0000-44301-0000-001118-0000-00000				1,411.75					
		25153-2100-55915-0000-001118-0000-00000				559.08-					

* On Hold

Selection Sorted by Receipt Id, Filtered by (Org = 130, Starting Receipt Date = 05/01/2023, Ending Receipt Date = 05/31/2023, User Created = N, On Hold? = Y, No Invoice = Y, Accounts? = Y, Recap = O, Sort/Group =)

130MAIN - Wells Fargo Checking											
Receipt Id	Receipt Status	Customer	Batch Id	Receipt Type	Receipt Date	Customer Reference #	Invoice #	Loc	Deposit Id	Comment	Receipt Amount
23-0000344	Cleared	(000023) Medicaid	1098	Check	05/09/23	222305			20230509	Medicaid - DMZ Services Apr-	2,492.42
		25153-0000-44301-0000-001118-0000-00000				4,107.55					
		25153-2100-55915-0000-001118-0000-00000				1,615.13-					
23-0000345	Cleared	(000023) Medicaid	1098	Check	05/09/23	222306			20230509	Medicaid - DMZ Services Jul-	99.72
		25153-0000-44301-0000-001118-0000-00000				161.66					
		25153-2100-55915-0000-001118-0000-00000				61.94-					
23-0000346	Cleared	(000037) SA-Year Book	1084	Cash	05/19/23	222323			20230519	Year Book	30.00
		23005-0000-41701-0000-001118-0000-00000				30.00					
23-0000347	Cleared	(000037) SA-Year Book	1084	Cash	05/19/23	222324			20230519	Year Book	30.00
		23005-0000-41701-0000-001118-0000-00000				30.00					
23-0000348	Cleared	(000037) SA-Year Book	1084	Cash	05/19/23	222325			20230519	Year Book	30.00
		23005-0000-41701-0000-001118-0000-00000				30.00					
23-0000349	Cleared	(000018) Student Activities	1085	Cash	05/18/23	222322			20230518	Activity Funds - NY&DC Trip	298.11
		23009-0000-41701-0000-001118-0000-00000				298.11					
23-0000350	Cleared	(000001) State Equalization Guar	1086	Electronic F	05/11/23				20230511	SEG - 2023 05	410,616.01
		11000-0000-43101-0000-001118-0000-00000				410,616.01					
23-0000351	Cleared	(000037) SA-Year Book	1087	Cash	05/16/23	222317			20230516	Year Book	30.00
		23005-0000-41701-0000-001118-0000-00000				30.00					
23-0000352	Cleared	(000037) SA-Year Book	1087	Cash	05/16/23	222318			20230516	Year Book	30.00
		23005-0000-41701-0000-001118-0000-00000				30.00					
23-0000353	Cleared	(000037) SA-Year Book	1087	Cash	05/16/23	222319			20230516	Year Book	30.00
		23005-0000-41701-0000-001118-0000-00000				30.00					
23-0000354	Cleared	(000037) SA-Year Book	1088	Cash	05/17/23	222320			20230517	Year Book	30.00
		23005-0000-41701-0000-001118-0000-00000				30.00					
23-0000355	Cleared	(000037) SA-Year Book	1088	Cash	05/17/23	222321			20230517	Year Book	30.00
		23005-0000-41701-0000-001118-0000-00000				30.00					
23-0000356	Cleared	(000018) Student Activities	1105	Cash	05/22/23	222327			20230522	Activity Funds - Chocolates	68.00
		23009-0000-41701-0000-001118-0000-00000				68.00					
23-0000357	Cleared	(000019) Miscellaneous	1105	Check	05/22/23	222326			20230522	RfR - 118-2223-24308-0003	32,710.02
		24308-0000-41924-0000-001118-0000-00000				32,710.02					
23-0000358	Cleared	(000018) Student Activities	1108	Cash	05/25/23	222328			20230525	Activity Funds - Chocolates	25.00
		23009-0000-41701-0000-001118-0000-00000				25.00					

* On Hold

Selection Sorted by Receipt Id, Filtered by (Org = 130, Starting Receipt Date = 05/01/2023, Ending Receipt Date = 05/31/2023, User Created = N, On Hold? = Y, No Invoice = Y, Accounts? = Y, Recap = O, Sort/Group =)

130MAIN - Wells Fargo Checking											
Receipt Id	Receipt Status	Customer	Batch Id	Receipt Type	Receipt Date	Customer Reference #	Invoice #	Loc	Deposit Id	Comment	Receipt Amount
23-0000359	Cleared	(000039) SA-Admin Discretionary	1108	Cash	05/25/23	222329			20230525	T-Shirt	10.00
23010-0000-41701-0000-001118-0000-00000						10.00					
23-0000360	Cleared	(000037) SA-Year Book	1097	Check	05/01/23	222293			20230501	Year Book	30.00
23005-0000-41701-0000-001118-0000-00000						30.00					
23-0000361	Cleared	(000039) SA-Admin Discretionary	1097	Cash	05/01/23	222294			20230501	T-Shirt	10.00
23010-0000-41701-0000-001118-0000-00000						10.00					
23-0000362	Cleared	(000039) SA-Admin Discretionary	1097	Cash	05/01/23	222295			20230501	T-Shirt	10.00
23010-0000-41701-0000-001118-0000-00000						10.00					
23-0000363	Cleared	(000039) SA-Admin Discretionary	1097	Cash	05/01/23	222296			20230501	T-Shirt	10.00
23010-0000-41701-0000-001118-0000-00000						10.00					
23-0000364	Cleared	(000037) SA-Year Book	1102	Cash	05/02/23	222297			20230502	Year Book	30.00
23005-0000-41701-0000-001118-0000-00000						30.00					
23-0000365	Cleared	(000009) Title I	1102	Check	05/02/23	222298			20230502	RfR - 118-2223-24101-0003	46,971.58
24101-0000-41924-0000-001118-0000-00000						46,971.58					
23-0000366	Cleared	(000014) HB-33 Local	1093	Electronic F	05/17/23				20230517	SandCo HB-33 - 2023 04	408.76
31600-0000-41110-0000-001118-0000-00000						408.76					
23-0000367	Cleared	(000029) HB-33 Fee	1093	Electronic F	05/17/23				20230517	SandCo HB-33 Fee - 2023 04	4.09-
31600-2300-53712-0000-001118-0000-00000						4.09-					
23-0000368	Cleared	(000015) SB-9 Local	1094	Electronic F	05/18/23				20230518	SandCo SB-9 - 2023 04	208.44
31701-0000-41110-0000-001118-0000-00000						208.44					
23-0000369	Cleared	(000030) SB-9 Fee	1094	Electronic F	05/18/23				20230518	SandCo SB-9 Fee - 2023 04	2.08-
31701-2300-53712-0000-001118-0000-00000						2.08-					
23-0000370	Cleared	(000015) SB-9 Local	1095	Electronic F	05/22/23				20230522	BernCo SB-9 - 2023 04	10,320.42
31701-0000-41110-0000-001118-0000-00000						10,320.42					
23-0000371	Cleared	(000030) SB-9 Fee	1095	Electronic F	05/22/23				20230522	BernCo SB-9 Fee - 2023 04	103.20-
31701-2300-53712-0000-001118-0000-00000						103.20-					
23-0000372	Cleared	(000014) HB-33 Local	1095	Electronic F	05/22/23				20230522	BernCo HB-33 - 2023 04	20,757.02
31600-0000-41110-0000-001118-0000-00000						20,757.02					
23-0000373	Cleared	(000029) HB-33 Fee	1095	Electronic F	05/22/23				20230522	BernCo HB-33 Fee - 2023 04	207.57-
31600-2300-53712-0000-001118-0000-00000						207.57-					
23-0000374	Cleared	(000008) USDA	1099	Electronic F	05/01/23				20230501	USDA NSLP - 2023 03	26,622.40
21000-0000-44500-0000-001118-0000-00000						26,622.40					

* On Hold

Selection Sorted by Receipt Id, Filtered by (Org = 130, Starting Receipt Date = 05/01/2023, Ending Receipt Date = 05/31/2023, User Created = N, On Hold? = Y, No Invoice = Y, Accounts? = Y, Recap = O, Sort/Group =)

130MAIN - Wells Fargo Checking											
Receipt Id	Receipt Status	Customer	Batch Id	Receipt Type	Receipt Date	Customer Reference #	Invoice #	Loc	Deposit Id	Comment	Receipt Amount
23-0000375	Cleared	(000022) CYFD - Meals	1110	Electronic F	05/15/23				20230515	EarlyChild Meals - April	20,697.40
25171- 0000- 44301- 0000- 001118- 0000- 00000						20,697.40					
23-0000376	Cleared	(000037) SA-Year Book	1103	Cash	05/11/23	222313			20230511	Year Book	30.00
23005- 0000- 41701- 0000- 001118- 0000- 00000						30.00					
23-0000377	Cleared	(000022) CYFD - Meals	1109	Electronic F	05/01/23				20230501	EarlyChild Meals - March	16,912.98
25171- 0000- 44301- 0000- 001118- 0000- 00000						16,912.98					
23-0000378	Cleared	(000037) SA-Year Book	1112	Cash	05/31/23	222332			20230531	Year Book	30.00
23005- 0000- 41701- 0000- 001118- 0000- 00000						30.00					
23-0000379	Cleared	(000019) Miscellaneous	1112	Check	05/31/23	222330			20230531	IRS Check - 06/2019 F-941	157.38
11000- 0000- 41980- 0000- 001118- 0000- 00000						157.38					
23-0000380	Cleared	(000019) Miscellaneous	1112	Check	05/31/23	222331			20230531	IRS Check - 03/2020 F-941	559.77
11000- 0000- 41980- 0000- 001118- 0000- 00000						559.77					
Total for Christine Duncan Heritage											593,682.02

Fund-Object Recap

11000-41980	Refund of Prior Year's Expend.	717.15
11000-43101	State Equalization Guarantee	410,616.01
Fund 11000 - Operational Fund		411,333.16
21000-44500	Restricted Grants-Fed Thru St	26,622.40
Fund 21000 - Food Services Fund		26,622.40
23005-41701	Fees – Activities	630.00
Fund 23005 - Yearbook		630.00
23009-41701	Fees – Activities	391.11
Fund 23009 - Out of State Field Trips		391.11
23010-41701	Fees – Activities	191.60
Fund 23010 - Admin Discretionary Account		191.60
24101-41924	Flow-through - Dist to Charter	46,971.58
Fund 24101 - Title I - IASA		46,971.58

* On Hold

Selection Sorted by Receipt Id, Filtered by (Org = 130, Starting Receipt Date = 05/01/2023, Ending Receipt Date = 05/31/2023, User Created = N, On Hold? = Y, No Invoice = Y, Accounts? = Y, Recap = O, Sort/Group =)

130MAIN - Wells Fargo Checking

Receipt Id	Receipt Status	Customer	Batch Id	Receipt Type	Receipt Date	Customer Reference #	Invoice #	Loc	Deposit Id	Comment	Receipt Amount
Fund-Object Recap											
		24308-41924		Flow-through - Dist to Charter							32,710.02
										Fund 24308 - CRRSA, ESSER II	32,710.02
		25153-44301		Oth Restricted Grants-Fed Drct							9,631.18
		25153-55915		Other Contract Services							3,787.11-
										Fund 25153 - Title XIX MEDICAID 3/21 Years	5,844.07
		25171-44301		Oth Restricted Grants-Fed Drct							37,610.38
										Fund 25171 - Child & Adult Food Program	37,610.38
		31600-41110		Ad Valorem Taxes by Sch Dist.							21,165.78
		31600-53712		County Tax Collection Costs							211.66-
										Fund 31600 - Capital Improv. HB 33	20,954.12
		31701-41110		Ad Valorem Taxes by Sch Dist.							10,528.86
		31701-53712		County Tax Collection Costs							105.28-
										Fund 31701 - Capital Improv. SB9 Local	10,423.58
										Total for Christine Duncan Heritage	593,682.02

Org Recap

Christine Duncan Heritage	
\$ - Cash	1,021.11
C - Check	86,434.42
E - Electronic Funds Xfer	506,226.49
Total Receipts	593,682.02
Report Total	593,682.02

* On Hold

Balances through 05/31/2023

Fiscal Year 2022/23

Funds- Func- Obj ct - Pr gm- Locat n- JbCl - Opt nl	Description	Adopted Budget	Revised Budget	Encumbered	Expenditure	Account Balance
Funds 11000 - Operational, Func 1000 - Instruction						
11000- 1000- 51100- 0000- 001118- 1611- 00000	SalariesExpense,SubsSickL	21,425.00	21,425.00		26,334.83	4,909.83-
11000- 1000- 51100- 1010- 001118- 1411- 00000	SalariesExpense,Teachers	610,295.00	467,359.00	71,433.13	314,083.11	81,842.76
11000- 1000- 51100- 1010- 001118- 1413- 00000	SalariesExpense,TeachersE	51,002.00	128,485.00	21,539.10	90,334.71	16,611.19
11000- 1000- 51100- 1010- 001118- 1711- 00000	SalariesExpense,InstAsst1		25,208.00	8,373.13	11,441.59	5,393.28
11000- 1000- 51100- 1010- 001118- 1713- 00000	SalariesExpense,InstAsst-	77,528.00	46,779.00	8,998.90	37,779.29	.81
11000- 1000- 51100- 1010- 001118- 1714- 00000	SalariesExpense,InstAsstP		23,733.00	4,632.70	18,195.95	904.35
11000- 1000- 51100- 1020- 001118- 1411- 00000	SalariesExpense,Teachers		71,003.00	13,654.25	57,347.85	.90
11000- 1000- 51100- 2000- 001118- 1412- 00000	SalariesExpense,Teachers	274,881.00	122,216.00	23,502.95	98,712.39	.66
11000- 1000- 51100- 2000- 001118- 1712- 00000	SalariesExpense,InstAsstS	18,168.00	50,242.00	4,319.90	34,764.37	11,157.73
11000- 1000- 51100- 4010- 001118- 1413- 00000	SalariesExpense,TeachersE	112,214.00	61,004.00	11,731.35	47,411.07	1,861.58
11000- 1000- 51100- 4010- 001118- 1416- 00000	SalariesExpense,TeachersO	545,089.00	785,098.00	144,965.75	628,562.17	11,570.08
11000- 1000- 51100- 4025- 001118- 1412- 00000	SalariesExpense,Teachers	193,235.00	71,017.00	13,656.95	57,359.19	.86
11000- 1000- 51200- 1010- 001118- 1411- 00000	OvertimeExpense,Teachers		146.00		145.50	.50
11000- 1000- 51200- 1010- 001118- 1711- 00000	OvertimeExpense,InstAsst1		218.00		629.75	411.75-
11000- 1000- 51200- 1010- 001118- 1713- 00000	OvertimeExpense,InstAsst-		535.00		1,047.91	512.91-
11000- 1000- 51200- 1010- 001118- 1714- 00000	OvertimeExpense,InstAsstP		551.00		882.22	331.22-
11000- 1000- 51300- 1010- 001118- 1411- 00000	AddtnlCompenstn,Teachers	27,000.00	4,780.00	3,259.70	16,532.46	15,012.16-
11000- 1000- 51300- 1010- 001118- 1413- 00000	AddtnlCompenstn,TeachersE		519.00		1,336.51	817.51-
11000- 1000- 51300- 1010- 001118- 1414- 00000	AddtnlCompenstn,TeachersP				400.00	400.00-
11000- 1000- 51300- 1010- 001118- 1416- 00000	AddtnlCompenstn,TeachersO	1,500.00				
11000- 1000- 51300- 1010- 001118- 1711- 00000	AddtnlCompenstn,InstAsst1		110.00		3,104.57	2,994.57-
11000- 1000- 51300- 1010- 001118- 1713- 00000	AddtnlCompenstn,InstAsst-		55.00		1,460.71	1,405.71-
11000- 1000- 51300- 1010- 001118- 1714- 00000	AddtnlCompenstn,InstAsstP				470.58	470.58-
11000- 1000- 51300- 1020- 001118- 1411- 00000	AddtnlCompenstn,Teachers				200.00	200.00-
11000- 1000- 51300- 2000- 001118- 1412- 00000	AddtnlCompenstn,Teachers	4,500.00	836.00		1,660.51	824.51-
11000- 1000- 51300- 2000- 001118- 1712- 00000	AddtnlCompenstn,InstAsstS		9,409.00		10,538.21	1,129.21-
11000- 1000- 51300- 4010- 001118- 1411- 00000	AddtnlCompenstn,Teachers	24,000.00	13,160.00	4,288.85	18,026.76	9,155.61-
11000- 1000- 51300- 4010- 001118- 1413- 00000	AddtnlCompenstn,TeachersE				536.45	536.45-
11000- 1000- 51300- 4010- 001118- 1416- 00000	AddtnlCompenstn,TeachersO	29,500.00	133,002.00	25,375.80	112,291.78	4,665.58-
11000- 1000- 51300- 4025- 001118- 1412- 00000	AddtnlCompenstn,Teachers				807.60	807.60-
11000- 1000- 51300- 4025- 001118- 1621- 00000	AddtnlCompenstn,Sum/After		902.00		901.23	.77
11000- 1000- 51300- 4030- 001118- 1411- 00000	AddtnlCompenstn,Teachers		176,682.00		176,681.49	.51
11000- 1000- 51300- 4030- 001118- 1412- 00000	AddtnlCompenstn,Teachers		26,389.00		26,388.03	.97
11000- 1000- 51300- 4030- 001118- 1413- 00000	AddtnlCompenstn,TeachersE		37,499.00		37,498.06	.94
11000- 1000- 51300- 4030- 001118- 1414- 00000	AddtnlCompenstn,TeachersP		18,056.00		18,055.02	.98
11000- 1000- 51300- 4030- 001118- 1711- 00000	AddtnlCompenstn,InstAsst1		2,407.00		2,406.34	.66

Selection Grouped by Account Type, Filtered by User Permissions, (Org = 130, Online/Offline = N, Period = 11, UnPosted JEs? = N, Assets and Liabilities? = N, Restricted Accts? = Y, Object = 5, Obj Digits = 0, Page Break Lvl =)



Balances through 05/31/2023						Fiscal Year 2022/23	
Funds- Func- Obj ct - Pr gm- Locat n- JbCl - Opt nl	Description	Adopted Budget	Revised Budget	Encumbered	Expenditure	Account Balance	
Funds 11000 - Operational, Func 1000 - Instruction (continued)							
11000- 1000- 51300- 4030- 001118- 1713- 00000	AddtnlCompenstn,InstAsst-		7,302.00		7,301.25	.75	
11000- 1000- 51300- 4030- 001118- 1714- 00000	AddtnlCompenstn,InstAsstP		7,415.00		7,414.77	.23	
11000- 1000- 51300- 4040- 001118- 1411- 00000	AddtnlCompenstn,Teachers		2,098.00		3,687.10	1,589.10-	
11000- 1000- 51300- 4040- 001118- 1711- 00000	AddtnlCompenstn,InstAsst1				140.00	140.00-	
11000- 1000- 51300- 9000- 001118- 1621- 00000	AddtnlCompenstn,Sum/After		6,165.00		26,770.00	20,605.00-	
11000- 1000- 52111- 0000- 001118- 1611- 00000	EducRetirement		1,620.00		4,516.47	2,896.47-	
11000- 1000- 52111- 0000- 001118- 2000- 00000	EducRetirement	341,367.00					
11000- 1000- 52111- 1010- 001118- 1411- 00000	EducRetirement		80,997.00	12,809.86	55,761.43	12,425.71	
11000- 1000- 52111- 1010- 001118- 1413- 00000	EducRetirement		22,125.00	3,693.95	15,581.36	2,849.69	
11000- 1000- 52111- 1010- 001118- 1621- 00000	EducRetirement		361.00		360.92	.08	
11000- 1000- 52111- 1010- 001118- 1711- 00000	EducRetirement		4,391.00	1,436.00	2,107.67	847.33	
11000- 1000- 52111- 1010- 001118- 1713- 00000	EducRetirement		8,151.00	1,543.30	6,703.57	95.87-	
11000- 1000- 52111- 1010- 001118- 1714- 00000	EducRetirement		4,177.00	794.50	3,283.99	98.51	
11000- 1000- 52111- 1020- 001118- 1411- 00000	EducRetirement		12,177.00	2,341.70	9,835.14	.16	
11000- 1000- 52111- 2000- 001118- 1412- 00000	EducRetirement		21,104.00	4,030.75	17,072.44	.81	
11000- 1000- 52111- 2000- 001118- 1712- 00000	EducRetirement		10,231.00	740.90	7,597.98	1,892.12	
11000- 1000- 52111- 4010- 001118- 1411- 00000	EducRetirement		2,257.00	735.55	3,091.63	1,570.18-	
11000- 1000- 52111- 4010- 001118- 1413- 00000	EducRetirement		10,463.00	2,011.95	8,131.05	320.00	
11000- 1000- 52111- 4010- 001118- 1416- 00000	EducRetirement		157,501.00	29,213.56	125,929.31	2,358.13	
11000- 1000- 52111- 4025- 001118- 1412- 00000	EducRetirement		12,180.00	2,342.15	9,837.03	.82	
11000- 1000- 52111- 4025- 001118- 1621- 00000	EducRetirement		155.00		154.56	.44	
11000- 1000- 52111- 4030- 001118- 1411- 00000	EducRetirement		30,301.00		30,300.97	.03	
11000- 1000- 52111- 4030- 001118- 1412- 00000	EducRetirement		4,526.00		4,525.56	.44	
11000- 1000- 52111- 4030- 001118- 1413- 00000	EducRetirement		6,431.00		6,430.96	.04	
11000- 1000- 52111- 4030- 001118- 1414- 00000	EducRetirement		3,097.00		3,096.45	.55	
11000- 1000- 52111- 4030- 001118- 1711- 00000	EducRetirement		413.00		412.69	.31	
11000- 1000- 52111- 4030- 001118- 1713- 00000	EducRetirement		1,253.00		1,252.17	.83	
11000- 1000- 52111- 4030- 001118- 1714- 00000	EducRetirement		1,272.00		1,271.65	.35	
11000- 1000- 52111- 4040- 001118- 1411- 00000	EducRetirement		56.00		55.23	.77	
11000- 1000- 52111- 9000- 001118- 1621- 00000	EducRetirement		759.00		4,183.83	3,424.83-	
11000- 1000- 52112- 0000- 001118- 1611- 00000	ERARetireeHlth		189.00		526.75	337.75-	
11000- 1000- 52112- 0000- 001118- 2000- 00000	ERARetireeHlth	39,831.00					
11000- 1000- 52112- 1010- 001118- 1411- 00000	ERARetireeHlth		9,446.00	1,493.84	6,502.73	1,449.43	
11000- 1000- 52112- 1010- 001118- 1413- 00000	ERARetireeHlth		2,580.00	430.75	1,816.94	332.31	
11000- 1000- 52112- 1010- 001118- 1621- 00000	ERARetireeHlth		43.00		42.09	.91	
11000- 1000- 52112- 1010- 001118- 1711- 00000	ERARetireeHlth		512.00	167.45	245.81	98.74	

Selection Grouped by Account Type, Filtered by User Permissions, (Org = 130, Online/Offline = N, Period = 11, UnPosted JEs? = N, Assets and Liabilities? = N, Restricted Accts? = Y, Objct = 5, Obj Digits = 0, Page Break Lvl =)

Balances through 05/31/2023						Fiscal Year 2022/23
Funds- Func- Obj ct - Pr gm- Locat n- JbCl - Opt nl	Description	Adopted Budget	Revised Budget	Encumbered	Expenditure	Account Balance
Funds 11000 - Operational, Func 1000 - Instruction (continued)						
11000- 1000- 52112- 1010- 001118- 1713- 00000	ERARetireeHlth		951.00	179.95	781.71	10.66-
11000- 1000- 52112- 1010- 001118- 1714- 00000	ERARetireeHlth		488.00	92.65	382.97	12.38
11000- 1000- 52112- 1020- 001118- 1411- 00000	ERARetireeHlth		1,421.00	273.10	1,147.02	.88
11000- 1000- 52112- 2000- 001118- 1412- 00000	ERARetireeHlth		2,461.00	470.05	1,990.93	.02
11000- 1000- 52112- 2000- 001118- 1712- 00000	ERARetireeHlth		1,194.00	86.40	886.01	221.59
11000- 1000- 52112- 4010- 001118- 1411- 00000	ERARetireeHlth		264.00	85.80	360.60	182.40-
11000- 1000- 52112- 4010- 001118- 1413- 00000	ERARetireeHlth		1,221.00	234.65	948.28	38.07
11000- 1000- 52112- 4010- 001118- 1416- 00000	ERARetireeHlth		18,368.00	3,406.86	14,685.94	275.20
11000- 1000- 52112- 4025- 001118- 1412- 00000	ERARetireeHlth		1,421.00	273.15	1,147.23	.62
11000- 1000- 52112- 4025- 001118- 1621- 00000	ERARetireeHlth		19.00		18.04	.96
11000- 1000- 52112- 4030- 001118- 1411- 00000	ERARetireeHlth		3,534.00		3,533.66	.34
11000- 1000- 52112- 4030- 001118- 1412- 00000	ERARetireeHlth		528.00		527.75	.25
11000- 1000- 52112- 4030- 001118- 1413- 00000	ERARetireeHlth		751.00		750.02	.98
11000- 1000- 52112- 4030- 001118- 1414- 00000	ERARetireeHlth		362.00		361.11	.89
11000- 1000- 52112- 4030- 001118- 1711- 00000	ERARetireeHlth		49.00		48.12	.88
11000- 1000- 52112- 4030- 001118- 1713- 00000	ERARetireeHlth		147.00		146.04	.96
11000- 1000- 52112- 4030- 001118- 1714- 00000	ERARetireeHlth		149.00		148.29	.71
11000- 1000- 52112- 4040- 001118- 1411- 00000	ERARetireeHlth		7.00		6.44	.56
11000- 1000- 52112- 9000- 001118- 1621- 00000	ERARetireeHlth		89.00		487.91	398.91-
11000- 1000- 52210- 0000- 001118- 1611- 00000	FICA Payments		586.00		1,633.06	1,047.06-
11000- 1000- 52210- 0000- 001118- 2000- 00000	FICA Payments	123,421.00				
11000- 1000- 52210- 1010- 001118- 1411- 00000	FICA Payments		23,871.00	3,556.86	16,457.98	3,856.16
11000- 1000- 52210- 1010- 001118- 1413- 00000	FICA Payments		7,882.00	1,332.05	5,675.57	874.38
11000- 1000- 52210- 1010- 001118- 1414- 00000	FICA Payments				24.80	24.80-
11000- 1000- 52210- 1010- 001118- 1621- 00000	FICA Payments		131.00		130.48	.52
11000- 1000- 52210- 1010- 001118- 1711- 00000	FICA Payments		1,457.00	491.83	902.51	62.66
11000- 1000- 52210- 1010- 001118- 1713- 00000	FICA Payments		2,895.00	552.50	2,450.92	108.42-
11000- 1000- 52210- 1010- 001118- 1714- 00000	FICA Payments		1,492.00	283.20	1,197.54	11.26
11000- 1000- 52210- 1020- 001118- 1411- 00000	FICA Payments		4,403.00	846.55	3,567.91	11.46-
11000- 1000- 52210- 2000- 001118- 1412- 00000	FICA Payments		3,011.00	1,422.50	4,336.16	2,747.66-
11000- 1000- 52210- 2000- 001118- 1712- 00000	FICA Payments		3,674.00	262.85	2,793.03	618.12
11000- 1000- 52210- 4010- 001118- 1411- 00000	FICA Payments		816.00	265.95	1,117.65	567.60-
11000- 1000- 52210- 4010- 001118- 1413- 00000	FICA Payments		3,602.00	727.35	2,908.64	33.99-
11000- 1000- 52210- 4010- 001118- 1416- 00000	FICA Payments		54,712.00	10,077.01	44,266.20	368.79
11000- 1000- 52210- 4025- 001118- 1412- 00000	FICA Payments			846.75	1,869.52	2,716.27-
11000- 1000- 52210- 4025- 001118- 1621- 00000	FICA Payments		23.00		22.06	.94

Selection Grouped by Account Type, Filtered by User Permissions, (Org = 130, Online/Offline = N, Period = 11, UnPosted JEs? = N, Assets and Liabilities? = N, Restricted Accts? = Y, Objct = 5, Obj Digits = 0, Page Break Lvl =)

Balances through 05/31/2023						Fiscal Year 2022/23	
Funds- Func- Obj ct - Pr gm- Locat n- JbCl - Opt nl	Description	Adopted Budget	Revised Budget	Encumbered	Expenditure	Account Balance	
Funds 11000 - Operational, Func 1000 - Instruction (continued)							
11000- 1000- 52210- 4030- 001118- 1411- 00000	FICA Payments		10,955.00		10,954.28	.72	
11000- 1000- 52210- 4030- 001118- 1412- 00000	FICA Payments		431.00		430.53	.47	
11000- 1000- 52210- 4030- 001118- 1413- 00000	FICA Payments		2,325.00		2,324.88	.12	
11000- 1000- 52210- 4030- 001118- 1414- 00000	FICA Payments		1,120.00		1,119.45	.55	
11000- 1000- 52210- 4030- 001118- 1711- 00000	FICA Payments		150.00		149.19	.81	
11000- 1000- 52210- 4030- 001118- 1713- 00000	FICA Payments		453.00		452.67	.33	
11000- 1000- 52210- 4030- 001118- 1714- 00000	FICA Payments		460.00		459.72	.28	
11000- 1000- 52210- 4040- 001118- 1411- 00000	FICA Payments		103.00		201.08	98.08-	
11000- 1000- 52210- 4040- 001118- 1711- 00000	FICA Payments				8.68	8.68-	
11000- 1000- 52210- 9000- 001118- 1621- 00000	FICA Payments		245.00		1,477.20	1,232.20-	
11000- 1000- 52220- 0000- 001118- 1611- 00000	MedicarePaymnts		138.00		382.13	244.13-	
11000- 1000- 52220- 0000- 001118- 2000- 00000	MedicarePaymnts	28,881.00					
11000- 1000- 52220- 1010- 001118- 1411- 00000	MedicarePaymnts		5,583.00	831.81	3,848.88	902.31	
11000- 1000- 52220- 1010- 001118- 1413- 00000	MedicarePaymnts		1,844.00	311.55	1,327.36	205.09	
11000- 1000- 52220- 1010- 001118- 1414- 00000	MedicarePaymnts				5.80	5.80-	
11000- 1000- 52220- 1010- 001118- 1621- 00000	MedicarePaymnts		31.00		30.52	.48	
11000- 1000- 52220- 1010- 001118- 1711- 00000	MedicarePaymnts		341.00	115.05	211.10	14.85	
11000- 1000- 52220- 1010- 001118- 1713- 00000	MedicarePaymnts		677.00	129.20	573.17	25.37-	
11000- 1000- 52220- 1010- 001118- 1714- 00000	MedicarePaymnts		349.00	66.25	280.07	2.68	
11000- 1000- 52220- 1020- 001118- 1411- 00000	MedicarePaymnts		1,030.00	198.00	834.50	2.50-	
11000- 1000- 52220- 2000- 001118- 1412- 00000	MedicarePaymnts		704.00	332.65	1,014.01	642.66-	
11000- 1000- 52220- 2000- 001118- 1712- 00000	MedicarePaymnts		860.00	61.50	653.19	145.31	
11000- 1000- 52220- 4010- 001118- 1411- 00000	MedicarePaymnts		191.00	62.20	261.45	132.65-	
11000- 1000- 52220- 4010- 001118- 1413- 00000	MedicarePaymnts		843.00	170.10	680.22	7.32-	
11000- 1000- 52220- 4010- 001118- 1416- 00000	MedicarePaymnts		12,796.00	2,356.58	10,352.25	87.17	
11000- 1000- 52220- 4025- 001118- 1412- 00000	MedicarePaymnts			198.05	437.27	635.32-	
11000- 1000- 52220- 4025- 001118- 1621- 00000	MedicarePaymnts		6.00		5.15	.85	
11000- 1000- 52220- 4030- 001118- 1411- 00000	MedicarePaymnts		2,562.00		2,561.95	.05	
11000- 1000- 52220- 4030- 001118- 1412- 00000	MedicarePaymnts		101.00		100.68	.32	
11000- 1000- 52220- 4030- 001118- 1413- 00000	MedicarePaymnts		544.00		543.75	.25	
11000- 1000- 52220- 4030- 001118- 1414- 00000	MedicarePaymnts		262.00		261.81	.19	
11000- 1000- 52220- 4030- 001118- 1711- 00000	MedicarePaymnts		35.00		34.90	.10	
11000- 1000- 52220- 4030- 001118- 1713- 00000	MedicarePaymnts		106.00		105.85	.15	
11000- 1000- 52220- 4030- 001118- 1714- 00000	MedicarePaymnts		108.00		107.51	.49	
11000- 1000- 52220- 4040- 001118- 1411- 00000	MedicarePaymnts		24.00		47.00	23.00-	
11000- 1000- 52220- 4040- 001118- 1711- 00000	MedicarePaymnts				2.03	2.03-	

Selection Grouped by Account Type, Filtered by User Permissions, (Org = 130, Online/Offline = N, Period = 11, UnPosted JEs? = N, Assets and Liabilities? = N, Restricted Accts? = Y, Objct = 5, Obj Digits = 0, Page Break Lvl =)

Balances through 05/31/2023 **Fiscal Year 2022/23**

Funds- Func- Obj ct - Pr gm- Locat n- JbCl - Opt nl	Description	Adopted Budget	Revised Budget	Encumbered	Expenditure	Account Balance
Funds 11000 - Operational, Func 1000 - Instruction (continued)						
11000- 1000- 52220- 9000- 001118- 1621- 00000	MedicarePaymnts		58.00		345.46	287.46-
11000- 1000- 52311- 0000- 001118- 2000- 00000	Hth&MedPremiums	75,963.00				
11000- 1000- 52311- 1010- 001118- 1411- 00000	Hth&MedPremiums		30,225.00	4,321.90	20,071.02	5,832.08
11000- 1000- 52311- 1010- 001118- 1413- 00000	Hth&MedPremiums		2,455.00			2,455.00
11000- 1000- 52311- 1010- 001118- 1711- 00000	Hth&MedPremiums		3,131.00	784.00	301.53	2,045.47
11000- 1000- 52311- 1010- 001118- 1713- 00000	Hth&MedPremiums		3.00		305.90	302.90-
11000- 1000- 52311- 4010- 001118- 1413- 00000	Hth&MedPremiums		3,956.00		1,478.07	2,477.93
11000- 1000- 52311- 4010- 001118- 1416- 00000	Hth&MedPremiums		52,634.00	11,159.75	41,473.23	1.02
11000- 1000- 52311- 4025- 001118- 1412- 00000	Hth&MedPremiums		132.00		131.29	.71
11000- 1000- 52312- 0000- 001118- 1611- 00000	Life		3.00		2.63	.37
11000- 1000- 52312- 0000- 001118- 2000- 00000	Life	1,984.00				
11000- 1000- 52312- 1010- 001118- 1411- 00000	Life		509.00	78.90	344.53	85.57
11000- 1000- 52312- 1010- 001118- 1413- 00000	Life		143.00	26.30	99.94	16.76
11000- 1000- 52312- 1010- 001118- 1711- 00000	Life		69.00	26.30	47.34	4.64-
11000- 1000- 52312- 1010- 001118- 1713- 00000	Life		119.00	26.30	113.09	20.39-
11000- 1000- 52312- 1010- 001118- 1714- 00000	Life		56.00	13.15	42.08	.77
11000- 1000- 52312- 1020- 001118- 1411- 00000	Life		61.00	13.15	47.34	.51
11000- 1000- 52312- 2000- 001118- 1412- 00000	Life		111.00	26.30	84.16	.54
11000- 1000- 52312- 2000- 001118- 1712- 00000	Life		140.00	20.50	123.92	4.42-
11000- 1000- 52312- 4010- 001118- 1413- 00000	Life		58.00	13.15	55.23	10.38-
11000- 1000- 52312- 4010- 001118- 1416- 00000	Life		793.00	159.15	628.95	4.90
11000- 1000- 52312- 4025- 001118- 1412- 00000	Life		61.00	13.15	47.34	.51
11000- 1000- 52313- 0000- 001118- 2000- 00000	Dental	4,551.00	4,551.00			4,551.00
11000- 1000- 52313- 1010- 001118- 1411- 00000	Dental		1,426.00	171.20	858.42	396.38
11000- 1000- 52313- 1010- 001118- 1413- 00000	Dental		360.00	81.65	179.63	98.72
11000- 1000- 52313- 1010- 001118- 1711- 00000	Dental		89.00	23.30	8.94	56.76
11000- 1000- 52313- 1010- 001118- 1713- 00000	Dental		645.00	139.00	519.00	13.00-
11000- 1000- 52313- 1010- 001118- 1714- 00000	Dental		367.00	81.65	290.08	4.73-
11000- 1000- 52313- 2000- 001118- 1412- 00000	Dental		198.00	42.90	154.44	.66
11000- 1000- 52313- 2000- 001118- 1712- 00000	Dental			53.60	139.37	192.97-
11000- 1000- 52313- 4010- 001118- 1413- 00000	Dental		107.00		49.47	57.53
11000- 1000- 52313- 4010- 001118- 1416- 00000	Dental		2,201.00	464.00	1,736.94	.06
11000- 1000- 52313- 4025- 001118- 1412- 00000	Dental		6.00		5.72	.28
11000- 1000- 52314- 0000- 001118- 2000- 00000	Vision	836.00				
11000- 1000- 52314- 1010- 001118- 1411- 00000	Vision		184.00	21.20	110.74	52.06
11000- 1000- 52314- 1010- 001118- 1413- 00000	Vision		16.00			16.00

Selection Grouped by Account Type, Filtered by User Permissions, (Org = 130, Online/Offline = N, Period = 11, UnPosted JEs? = N, Assets and Liabilities? = N, Restricted Accts? = Y, Objct = 5, Obj Digits = 0, Page Break Lvl =)



Balances through 05/31/2023						Fiscal Year 2022/23
Funds- Func- Obj ct - Pr gm- Locat n- JbCl - Opt nl	Description	Adopted Budget	Revised Budget	Encumbered	Expenditure	Account Balance
Funds 11000 - Operational, Func 1000 - Instruction (continued)						
11000- 1000- 52314- 1010- 001118- 1711- 00000	Vision		39.00	10.15	3.92	24.93
11000- 1000- 52314- 1010- 001118- 1713- 00000	Vision		108.00	23.00	92.97	7.97-
11000- 1000- 52314- 1010- 001118- 1714- 00000	Vision		73.00	15.75	57.74	.49-
11000- 1000- 52314- 2000- 001118- 1412- 00000	Vision		44.00	9.40	33.84	.76
11000- 1000- 52314- 2000- 001118- 1712- 00000	Vision			11.70	30.43	42.13-
11000- 1000- 52314- 4010- 001118- 1416- 00000	Vision		444.00	95.90	347.56	.54
11000- 1000- 52315- 0000- 001118- 2000- 00000	Disability	1,675.00				
11000- 1000- 52315- 1010- 001118- 1411- 00000	Disability		353.00	44.25	238.45	70.30
11000- 1000- 52315- 2000- 001118- 1412- 00000	Disability		139.00	37.10	125.25	23.35-
11000- 1000- 52315- 4010- 001118- 1416- 00000	Disability		721.00	188.54	645.59	113.13-
11000- 1000- 52315- 4025- 001118- 1412- 00000	Disability		6.00		5.10	.90
11000- 1000- 52500- 0000- 001118- 1611- 00000	UnemploymntComp		31.00		84.85	53.85-
11000- 1000- 52500- 0000- 001118- 2000- 00000	UnemploymntComp	3,132.00				
11000- 1000- 52500- 1010- 001118- 1411- 00000	UnemploymntComp		723.00	47.93	480.18	194.89
11000- 1000- 52500- 1010- 001118- 1413- 00000	UnemploymntComp		241.00	22.36	222.64	4.00-
11000- 1000- 52500- 1010- 001118- 1621- 00000	UnemploymntComp				.79	.79-
11000- 1000- 52500- 1010- 001118- 1711- 00000	UnemploymntComp		85.00	27.60	48.22	9.18
11000- 1000- 52500- 1010- 001118- 1713- 00000	UnemploymntComp		157.00	29.70	132.96	5.66-
11000- 1000- 52500- 1010- 001118- 1714- 00000	UnemploymntComp		81.00	15.30	64.07	1.63
11000- 1000- 52500- 1020- 001118- 1411- 00000	UnemploymntComp				93.85	93.85-
11000- 1000- 52500- 2000- 001118- 1412- 00000	UnemploymntComp			27.50	164.13	191.63-
11000- 1000- 52500- 2000- 001118- 1712- 00000	UnemploymntComp		197.00	14.25	149.48	33.27
11000- 1000- 52500- 4010- 001118- 1411- 00000	UnemploymntComp			2.55	41.62	44.17-
11000- 1000- 52500- 4010- 001118- 1413- 00000	UnemploymntComp		167.00	4.60	151.88	10.52
11000- 1000- 52500- 4010- 001118- 1416- 00000	UnemploymntComp		1,529.00	78.38	1,434.50	16.12
11000- 1000- 52500- 4025- 001118- 1412- 00000	UnemploymntComp				99.30	99.30-
11000- 1000- 52500- 4025- 001118- 1621- 00000	UnemploymntComp				.25	.25-
11000- 1000- 52500- 4030- 001118- 1411- 00000	UnemploymntComp		123.00		122.61	.39
11000- 1000- 52500- 4030- 001118- 1413- 00000	UnemploymntComp		46.00		45.84	.16
11000- 1000- 52500- 4030- 001118- 1711- 00000	UnemploymntComp		8.00		7.94	.06
11000- 1000- 52500- 4030- 001118- 1713- 00000	UnemploymntComp		25.00		24.09	.91
11000- 1000- 52500- 4030- 001118- 1714- 00000	UnemploymntComp		25.00		24.47	.53
11000- 1000- 52500- 4040- 001118- 1411- 00000	UnemploymntComp				1.47	1.47-
11000- 1000- 52500- 9000- 001118- 1621- 00000	UnemploymntComp		2.00		45.85	43.85-
11000- 1000- 52710- 0000- 001118- 1611- 00000	WorkersCompPrem		382.00		382.00	
11000- 1000- 52710- 0000- 001118- 2000- 00000	WorkersCompPrem	33,899.00	33,899.00			33,899.00

Selection Grouped by Account Type, Filtered by User Permissions, (Org = 130, Online/Offline = N, Period = 11, UnPosted JEs? = N, Assets and Liabilities? = N, Restricted Accts? = Y, Objct = 5, Obj Digits = 0, Page Break Lvl =)

Balances through 05/31/2023						Fiscal Year 2022/23	
Funds- Func- Obj ct - Pr gm- Locat n- JbCl - Opt nl	Description	Adopted Budget	Revised Budget	Encumbered	Expenditure	Account Balance	
Funds 11000 - Operational, Func 1000 - Instruction (continued)							
11000- 1000- 52710- 1010- 001118- 1411- 00000	WorkersCompPrem		6,866.00		6,866.00		
11000- 1000- 52710- 1010- 001118- 1413- 00000	WorkersCompPrem		908.00		908.00		
11000- 1000- 52710- 1010- 001118- 1713- 00000	WorkersCompPrem		1,381.00		1,381.00		
11000- 1000- 52710- 2000- 001118- 1412- 00000	WorkersCompPrem		4,894.00		4,894.00		
11000- 1000- 52710- 2000- 001118- 1712- 00000	WorkersCompPrem		324.00		324.00		
11000- 1000- 52710- 4010- 001118- 1413- 00000	WorkersCompPrem		1,998.00		1,998.00		
11000- 1000- 52710- 4010- 001118- 1416- 00000	WorkersCompPrem		5,705.00		5,705.00		
11000- 1000- 52710- 4025- 001118- 1412- 00000	WorkersCompPrem		1,610.00		1,610.00		
11000- 1000- 52720- 0000- 001118- 2000- 00000	WorkrsCompERFee	348.00	348.00			348.00	
11000- 1000- 52720- 1010- 001118- 1411- 00000	WorkrsCompERFee		72.00	13.80	46.00	12.20	
11000- 1000- 52720- 1010- 001118- 1413- 00000	WorkrsCompERFee		21.00	4.60	13.80	2.60	
11000- 1000- 52720- 1010- 001118- 1711- 00000	WorkrsCompERFee		10.00	4.60	2.30	3.10	
11000- 1000- 52720- 1010- 001118- 1713- 00000	WorkrsCompERFee		19.00	4.60	13.80	.60	
11000- 1000- 52720- 1010- 001118- 1714- 00000	WorkrsCompERFee		10.00	2.30	6.90	.80	
11000- 1000- 52720- 1020- 001118- 1411- 00000	WorkrsCompERFee		10.00	2.30	6.90	.80	
11000- 1000- 52720- 2000- 001118- 1412- 00000	WorkrsCompERFee		19.00	4.60	13.80	.60	
11000- 1000- 52720- 2000- 001118- 1712- 00000	WorkrsCompERFee		23.00	3.59	13.80	5.61	
11000- 1000- 52720- 4010- 001118- 1413- 00000	WorkrsCompERFee		10.00	2.30	6.90	.80	
11000- 1000- 52720- 4010- 001118- 1416- 00000	WorkrsCompERFee		118.00	27.83	88.32	1.85	
11000- 1000- 52720- 4025- 001118- 1412- 00000	WorkrsCompERFee		10.00	2.30	6.90	.80	
11000- 1000- 53330- 0000- 001118- 0000- 00000	ProfessDevelop		1,934.00	1,645.78	487.34	199.12-	
11000- 1000- 53330- 1010- 001118- 0000- 00000	ProfessDevelop	8,100.00	11,102.00	4,780.00	6,551.00	229.00-	
11000- 1000- 53414- 1010- 001118- 0000- 00000	OthProfTechSvcs		3,910.00			3,910.00	
11000- 1000- 53711- 1010- 001118- 0000- 00000	Other Charges	500.00	13,268.00	2,350.00	2,704.90	8,213.10	
11000- 1000- 53711- 9000- 001118- 0000- 00000	Other Charges		2,265.00		2,265.00		
11000- 1000- 55813- 0000- 001118- 0000- 00000	EmpTravNonTeach			2,932.84		2,932.84-	
11000- 1000- 55813- 1010- 001118- 0000- 00000	EmpTravNonTeach		3,200.00	1,259.31	236.85	1,703.84	
11000- 1000- 55817- 1010- 001118- 0000- 00000	Student Travel	2,000.00	2,000.00		5,166.00	3,166.00-	
11000- 1000- 55817- 9000- 001118- 0000- 00000	Student Travel		900.00	2,291.52	1,600.00	2,991.52-	
11000- 1000- 55819- 1010- 001118- 0000- 00000	EmpTravTeachers	1,000.00	9,706.00	11,437.24	115.70	1,846.94-	
11000- 1000- 55819- 9000- 001118- 0000- 00000	EmpTravTeachers		1,000.00			1,000.00	
11000- 1000- 55915- 1010- 001118- 0000- 00000	OthContractSvcs	59,800.00	60,000.00		8,939.54	51,060.46	
11000- 1000- 56112- 1010- 001118- 0000- 00000	Other Textbooks	90,945.00	78,808.00	564.25		78,243.75	
11000- 1000- 56113- 1010- 001118- 0000- 00000	Software	43,495.00	43,495.00	3,400.00	5,770.00	34,325.00	
11000- 1000- 56118- 1010- 001118- 0000- 00000	GenSuppliesMats	35,000.00	47,039.00	2,407.16	31,628.77	13,003.07	
11000- 1000- 56118- 9000- 001118- 0000- 00000	GenSuppliesMats		5,432.00		6,592.00	1,160.00-	

Selection Grouped by Account Type, Filtered by User Permissions, (Org = 130, Online/Offline = N, Period = 11, UnPosted JEs? = N, Assets and Liabilities? = N, Restricted Accts? = Y, Objct = 5, Obj Digits = 0, Page Break Lvl =)

Balances through 05/31/2023						Fiscal Year 2022/23
Funds- Func- Obj ct - Pr gm- Locat n- Jb Cl - Opt nl	Description	Adopted Budget	Revised Budget	Encumbered	Expenditure	Account Balance
Funds 11000 - Operational, Func 1000 - Instruction (continued)						
11000- 1000- 56119- 1010- 001118- 0000- 00000	SupAst<5K	2,000.00	15,430.00		5.00-	15,435.00
11000- 1000- 57331- 1010- 001118- 0000- 00000	FixedAssets>\$5k	287,170.00				
11000- 1000- 57331- 4030- 001118- 0000- 00000	FixedAssets>\$5k	325,000.00	40.00			40.00
11000- 1000- 57331- 4040- 001118- 0000- 00000	FixedAssets>\$5k	105,000.00				
Total for Func 1000 and Expense accounts		3,606,235.00	3,386,329.00	505,727.00	2,561,379.20	319,222.80
Funds 11000 - Operational, Func 2000 - SupportServices						
11000- 2000- 56118- 1010- 001118- 0000- 00000	GenSuppliesMats			1,495.03		1,495.03-
Total for Func 2000 and Expense accounts		.00	.00	1,495.03	.00	1,495.03-
Funds 11000 - Operational, Func 2100 - SuppSvcStudnts						
11000- 2100- 51100- 0000- 001118- 1216- 00000	SalariesExpense,HealthAss		25,000.00	4,852.40	26,688.20	6,540.60-
11000- 2100- 51100- 0000- 001118- 1218- 00000	SalariesExpense,SchlStude				758.00	758.00-
11000- 2100- 51100- 2000- 001118- 1211- 00000	SalariesExpense,CoordSubS			13,076.96	71,923.28	85,000.24-
11000- 2100- 51100- 4025- 001118- 1214- 00000	SalariesExpense,Couns-Soc	55,193.00	61,016.00	11,733.70	49,281.54	.76
11000- 2100- 51200- 0000- 001118- 1216- 00000	OvertimeExpense,HealthAss		2,924.00		3,074.61	150.61-
11000- 2100- 51300- 0000- 001118- 1216- 00000	AddtnlCompenstn,HealthAss		167.00		305.08	138.08-
11000- 2100- 51300- 2000- 001118- 1211- 00000	AddtnlCompenstn,CoordSubS				1,000.00	1,000.00-
11000- 2100- 51300- 4025- 001118- 1214- 00000	AddtnlCompenstn,Couns-Soc		2,693.00		2,892.45	199.45-
11000- 2100- 51300- 4030- 001118- 1214- 00000	AddtnlCompenstn,Couns-Soc		8,334.00		8,333.01	.99
11000- 2100- 52111- 0000- 001118- 1216- 00000	EducRetirement		6,554.00	832.20	5,156.58	565.22
11000- 2100- 52111- 0000- 001118- 2000- 00000	EducRetirement	9,466.00	9,466.00			9,466.00
11000- 2100- 52111- 2000- 001118- 1211- 00000	EducRetirement		14,578.00	2,242.68	12,334.74	.58
11000- 2100- 52111- 4025- 001118- 1214- 00000	EducRetirement		10,926.00	2,012.35	8,913.62	.03
11000- 2100- 52111- 4030- 001118- 1214- 00000	EducRetirement		1,430.00		1,429.10	.90
11000- 2100- 52112- 0000- 001118- 1216- 00000	ERARetireeHlth		765.00	97.04	601.34	66.62
11000- 2100- 52112- 0000- 001118- 2000- 00000	ERARetireeHlth	1,104.00	1,104.00			1,104.00
11000- 2100- 52112- 2000- 001118- 1211- 00000	ERARetireeHlth		1,700.00	261.52	1,438.36	.12
11000- 2100- 52112- 4025- 001118- 1214- 00000	ERARetireeHlth		1,275.00	234.65	1,039.39	.96
11000- 2100- 52112- 4030- 001118- 1214- 00000	ERARetireeHlth		167.00		166.67	.33
11000- 2100- 52210- 0000- 001118- 1216- 00000	FICA Payments		2,156.00	268.40	1,704.56	183.04
11000- 2100- 52210- 0000- 001118- 2000- 00000	FICA Payments	3,422.00	3,422.00			3,422.00
11000- 2100- 52210- 2000- 001118- 1211- 00000	FICA Payments		5,270.00	810.76	4,521.18	61.94-
11000- 2100- 52210- 4025- 001118- 1214- 00000	FICA Payments		3,618.00	656.10	2,973.57	11.67-
11000- 2100- 52210- 4030- 001118- 1214- 00000	FICA Payments		517.00		516.65	.35
11000- 2100- 52220- 0000- 001118- 1216- 00000	MedicarePaymnts		505.00	62.76	398.74	43.50
11000- 2100- 52220- 0000- 001118- 2000- 00000	MedicarePaymnts	801.00	801.00			801.00
11000- 2100- 52220- 2000- 001118- 1211- 00000	MedicarePaymnts		1,233.00	189.60	1,057.30	13.90-

Selection Grouped by Account Type, Filtered by User Permissions, (Org = 130, Online/Offline = N, Period = 11, UnPosted JEs? = N, Assets and Liabilities? = N, Restricted Accts? = Y, Objct = 5, Obj Digits = 0, Page Break Lvl =)

Balances through 05/31/2023						Fiscal Year 2022/23
Funds- Func- Obj ct - Pr gm- Locat n- JbCl - Opt nl	Description	Adopted Budget	Revised Budget	Encumbered	Expenditure	Account Balance
Funds 11000 - Operational, Func 2100 - SuppSvcsStudnts (continued)						
11000- 2100- 52220- 4025- 001118- 1214- 00000	MedicarePaymnts		846.00	153.45	695.44	2.89-
11000- 2100- 52220- 4030- 001118- 1214- 00000	MedicarePaymnts		121.00		120.83	.17
11000- 2100- 52311- 0000- 001118- 1216- 00000	Hth&MedPremiums		5,019.00	751.44	3,765.46	502.10
11000- 2100- 52311- 0000- 001118- 2000- 00000	Hth&MedPremiums	5,845.00	5,845.00			5,845.00
11000- 2100- 52311- 4025- 001118- 1214- 00000	Hth&MedPremiums		5,937.00	1,290.60	4,646.17	.23
11000- 2100- 52312- 0000- 001118- 1216- 00000	Life		64.00	9.48	47.40	7.12
11000- 2100- 52312- 0000- 001118- 2000- 00000	Life	57.00	57.00			57.00
11000- 2100- 52312- 2000- 001118- 1211- 00000	Life		64.00	10.52	52.60	.88
11000- 2100- 52312- 4025- 001118- 1214- 00000	Life		61.00	13.15	47.34	.51
11000- 2100- 52313- 0000- 001118- 1216- 00000	Dental		224.00	33.48	167.40	23.12
11000- 2100- 52313- 0000- 001118- 2000- 00000	Dental	206.00	206.00			206.00
11000- 2100- 52313- 4025- 001118- 1214- 00000	Dental		198.00	42.90	154.44	.66
11000- 2100- 52314- 0000- 001118- 1216- 00000	Vision		46.00	6.76	34.08	5.16
11000- 2100- 52314- 0000- 001118- 2000- 00000	Vision	46.00	46.00			46.00
11000- 2100- 52314- 4025- 001118- 1214- 00000	Vision		44.00	9.40	33.84	.76
11000- 2100- 52315- 0000- 001118- 1216- 00000	Disability		90.00	18.28	81.80	10.08-
11000- 2100- 52315- 0000- 001118- 2000- 00000	Disability	176.00	176.00			176.00
11000- 2100- 52315- 2000- 001118- 1211- 00000	Disability		211.00	49.30	218.22	56.52-
11000- 2100- 52315- 4025- 001118- 1214- 00000	Disability		169.00	44.25	150.15	25.40-
11000- 2100- 52500- 0000- 001118- 1216- 00000	UnemploymntComp		86.00	16.00	62.71	7.29
11000- 2100- 52500- 0000- 001118- 2000- 00000	UnemploymntComp	90.00	90.00			90.00
11000- 2100- 52500- 2000- 001118- 1211- 00000	UnemploymntComp				99.34	99.34-
11000- 2100- 52500- 4025- 001118- 1214- 00000	UnemploymntComp			14.14	85.14	99.28-
11000- 2100- 52710- 0000- 001118- 2000- 00000	WorkersCompPrem	983.00	983.00			983.00
11000- 2100- 52710- 4025- 001118- 1214- 00000	WorkersCompPrem		983.00		983.00	
11000- 2100- 52720- 0000- 001118- 1216- 00000	WorkrsCompERFee		10.00	2.07	6.21	1.72
11000- 2100- 52720- 0000- 001118- 2000- 00000	WorkrsCompERFee	10.00	10.00			10.00
11000- 2100- 52720- 2000- 001118- 1211- 00000	WorkrsCompERFee		10.00	2.30	6.90	.80
11000- 2100- 52720- 4025- 001118- 1214- 00000	WorkrsCompERFee		10.00	2.30	6.90	.80
11000- 2100- 53211- 2000- 001118- 0000- 00000	DiagsContracted	15,853.00	17,438.00	1,052.77	16,419.53	34.30-
11000- 2100- 53212- 2000- 001118- 0000- 00000	SpeechThrpsCont	25,000.00	122,572.00	20,699.50	61,445.74	40,426.76
11000- 2100- 53213- 2000- 001118- 0000- 00000	OccThrpstCont	27,000.00	27,000.00		17,877.09	9,122.91
11000- 2100- 53214- 2000- 001118- 0000- 00000	TherapistsCont		11,966.00	5,735.00	6,230.70	.30
11000- 2100- 53215- 2000- 001118- 0000- 00000	PsychologtsCont		8,811.00		10,091.22	1,280.22-
11000- 2100- 53330- 2000- 001118- 0000- 00000	ProfessDevelop			200.00		200.00-
11000- 2100- 53414- 0000- 001118- 0000- 00000	OthProfTechSvcs	3,900.00	20,900.00			20,900.00

Selection Grouped by Account Type, Filtered by User Permissions, (Org = 130, Online/Offline = N, Period = 11, UnPosted JEs? = N, Assets and Liabilities? = N, Restricted Accts? = Y, Objct = 5, Obj Digits = 0, Page Break Lvl =)

Balances through 05/31/2023						Fiscal Year 2022/23	
Funds- Func- Obj ct - Pr gm- Locat n- Jb Cl - Opt nl	Description	Adopted Budget	Revised Budget	Encumbered	Expenditure	Account Balance	
Funds 11000 - Operational, Func 2100 - SuppSvcsStudnts (continued)							
11000- 2100- 53414- 2000- 001118- 0000- 00000	OthProfTechSvcs		1,282.00			1,282.00	
11000- 2100- 53711- 0000- 001118- 0000- 00000	Other Charges	500.00	5,798.00	1,778.50	5,233.00	1,213.50-	
11000- 2100- 55813- 0000- 001118- 0000- 00000	EmpTravNonTeach		6,400.00	4,208.94	298.37	1,892.69	
11000- 2100- 55915- 0000- 001118- 0000- 00000	OthContractSvcs	5,500.00	7,144.00	65.00	2,831.24	4,247.76	
11000- 2100- 55915- 4025- 001118- 0000- 00000	OthContractSvcs	59,880.00	15,880.00			15,880.00	
11000- 2100- 56118- 0000- 001118- 0000- 00000	GenSuppliesMats	15,000.00	15,000.00		4,605.85	10,394.15	
11000- 2100- 56118- 1010- 001118- 0000- 00000	GenSuppliesMats			2,639.15		2,639.15-	
11000- 2100- 56118- 4025- 001118- 0000- 00000	GenSuppliesMats	2,500.00	5,500.00			5,500.00	
11000- 2100- 57331- 0000- 001118- 0000- 00000	FixedAssets>\$5k		10,000.00			10,000.00	
Total for Func 2100 and Expense accounts		232,532.00	462,918.00	76,179.80	343,006.08	43,732.12	
Funds 11000 - Operational, Func 2200 - Suppt Svcs Inst							
11000- 2200- 53330- 0000- 001118- 0000- 00000	ProfessDevelop				1,200.00	1,200.00-	
11000- 2200- 56113- 0000- 001118- 0000- 00000	Software		2,938.00			2,938.00	
11000- 2200- 56118- 0000- 001118- 0000- 00000	GenSuppliesMats			1,214.84		1,214.84-	
Total for Func 2200 and Expense accounts		.00	2,938.00	1,214.84	1,200.00	523.16	
Funds 11000 - Operational, Func 2300 - SupptSvcs-Admin							
11000- 2300- 51100- 0000- 001118- 1111- 00000	SalariesExpense,Superinte	118,952.00	128,001.00	14,769.24	113,230.84	.92	
11000- 2300- 52111- 0000- 001118- 1111- 00000	EducRetirement		21,953.00	2,532.93	19,419.13	.94	
11000- 2300- 52111- 0000- 001118- 2000- 00000	EducRetirement	20,401.00	20,401.00			20,401.00	
11000- 2300- 52112- 0000- 001118- 1111- 00000	ERARetireeHlth			295.38	2,264.58	2,559.96-	
11000- 2300- 52112- 0000- 001118- 2000- 00000	ERARetireeHlth	2,380.00	2,380.00			2,380.00	
11000- 2300- 52210- 0000- 001118- 1111- 00000	FICA Payments			815.73	6,362.51	7,178.24-	
11000- 2300- 52210- 0000- 001118- 2000- 00000	FICA Payments	7,376.00	7,376.00			7,376.00	
11000- 2300- 52220- 0000- 001118- 1111- 00000	MedicarePaymnts			190.77	1,487.95	1,678.72-	
11000- 2300- 52220- 0000- 001118- 2000- 00000	MedicarePaymnts	1,725.00	1,725.00			1,725.00	
11000- 2300- 52311- 0000- 001118- 1111- 00000	Hth&MedPremiums			1,966.95	13,657.27	15,624.22-	
11000- 2300- 52311- 0000- 001118- 2000- 00000	Hth&MedPremiums	14,845.00	14,845.00			14,845.00	
11000- 2300- 52312- 0000- 001118- 1111- 00000	Life			7.89	55.23	63.12-	
11000- 2300- 52312- 0000- 001118- 2000- 00000	Life	57.00	57.00			57.00	
11000- 2300- 52313- 0000- 001118- 1111- 00000	Dental			76.98	538.86	615.84-	
11000- 2300- 52313- 0000- 001118- 2000- 00000	Dental	616.00	616.00			616.00	
11000- 2300- 52314- 0000- 001118- 1111- 00000	Vision			12.72	89.04	101.76-	
11000- 2300- 52314- 0000- 001118- 2000- 00000	Vision	102.00	102.00			102.00	
11000- 2300- 52500- 0000- 001118- 1111- 00000	UnemploymntComp				99.35	99.35-	
11000- 2300- 52500- 0000- 001118- 2000- 00000	UnemploymntComp	90.00	90.00			90.00	
11000- 2300- 52710- 0000- 001118- 1111- 00000	WorkersCompPrem				2,118.00	2,118.00-	
Selection Grouped by Account Type, Filtered by User Permissions, (Org = 130, Online/Offline = N, Period = 11, UnPosted JEs? = N, Assets and Liabilities? = N, Restricted Accts? = Y, Objct = 5, Obj Digits = 0, Page Break Lvl =)						SCHOOLABILITY	

Balances through 05/31/2023						Fiscal Year 2022/23
Funds- Func- Obj ct - Pr gm- Locat n- JbCl - Opt nl	Description	Adopted Budget	Revised Budget	Encumbered	Expenditure	Account Balance
Funds 11000 - Operational, Func 2300 - SupptSvcs-Admin (continued)						
11000- 2300- 52710- 0000- 001118- 2000- 00000	WorkersCompPrem	2,118.00	2,118.00			2,118.00
11000- 2300- 52720- 0000- 001118- 1111- 00000	WorkrsCompERFee			2.30	6.90	9.20-
11000- 2300- 52720- 0000- 001118- 2000- 00000	WorkrsCompERFee	10.00	10.00			10.00
11000- 2300- 53411- 0000- 001118- 0000- 00000	Auditing	15,000.00	23,000.00		25,276.00	2,276.00-
11000- 2300- 53413- 0000- 001118- 0000- 00000	Legal	32,363.00	32,363.00	14,049.00	24,246.88	5,932.88-
11000- 2300- 53414- 0000- 001118- 0000- 00000	OthProfTechSvcs		6,000.00			6,000.00
11000- 2300- 53711- 0000- 001118- 0000- 00000	Other Charges	500.00	500.00	9,887.00		9,387.00-
11000- 2300- 55811- 0000- 001118- 0000- 00000	Board Travel			11,437.24		11,437.24-
11000- 2300- 55812- 0000- 001118- 0000- 00000	Board Training	2,500.00	2,500.00	2,280.00	2,000.00	1,780.00-
11000- 2300- 55813- 0000- 001118- 0000- 00000	EmpTravNonTeach			7,659.31		7,659.31-
11000- 2300- 56118- 0000- 001118- 0000- 00000	GenSuppliesMats			94.97		94.97-
Total for Func 2300 and Expense accounts		219,035.00	264,037.00	66,078.41	210,852.54	12,893.95-
Funds 11000 - Operational, Func 2400 - SupSvcsSchAdmin						
11000- 2400- 51100- 0000- 001118- 1112- 00000	SalariesExpense,Principal	74,984.00	74,984.00	4,707.72	65,646.35	4,629.93
11000- 2400- 51100- 0000- 001118- 1217- 00000	SalariesExpense,SecClerTe	93,258.00	93,258.00	11,434.48	63,737.57	18,085.95
11000- 2400- 51200- 0000- 001118- 1217- 00000	OvertimeExpense,SecClerTe	4,000.00	4,000.00		2,218.42	1,781.58
11000- 2400- 51300- 0000- 001118- 1112- 00000	AddtnlCompenstrn,Principal				1,667.40	1,667.40-
11000- 2400- 51300- 0000- 001118- 1217- 00000	AddtnlCompenstrn,SecClerTe			1,424.24	11,179.35	12,603.59-
11000- 2400- 52111- 0000- 001118- 1112- 00000	EducRetirement			807.36	11,444.83	12,252.19-
11000- 2400- 52111- 0000- 001118- 1217- 00000	EducRetirement			2,205.24	13,092.31	15,297.55-
11000- 2400- 52111- 0000- 001118- 2000- 00000	EducRetirement	29,541.00	29,541.00			29,541.00
11000- 2400- 52112- 0000- 001118- 1112- 00000	ERARetireeHlth			94.16	1,334.60	1,428.76-
11000- 2400- 52112- 0000- 001118- 1217- 00000	ERARetireeHlth			257.16	1,526.76	1,783.92-
11000- 2400- 52112- 0000- 001118- 2000- 00000	ERARetireeHlth	3,447.00	3,447.00			3,447.00
11000- 2400- 52210- 0000- 001118- 1112- 00000	FICA Payments			270.24	3,895.21	4,165.45-
11000- 2400- 52210- 0000- 001118- 1217- 00000	FICA Payments			797.24	4,782.45	5,579.69-
11000- 2400- 52210- 0000- 001118- 2000- 00000	FICA Payments	10,681.00	10,681.00			10,681.00
11000- 2400- 52220- 0000- 001118- 1112- 00000	MedicarePaymnts			63.20	910.97	974.17-
11000- 2400- 52220- 0000- 001118- 1217- 00000	MedicarePaymnts			186.48	1,118.52	1,305.00-
11000- 2400- 52220- 0000- 001118- 2000- 00000	MedicarePaymnts	2,499.00	2,499.00			2,499.00
11000- 2400- 52311- 0000- 001118- 1112- 00000	Hth&MedPremiums			371.68	4,637.56	5,009.24-
11000- 2400- 52311- 0000- 001118- 2000- 00000	Hth&MedPremiums	13,937.00	13,937.00			13,937.00
11000- 2400- 52312- 0000- 001118- 1112- 00000	Life			3.80	47.56	51.36-
11000- 2400- 52312- 0000- 001118- 1217- 00000	Life			21.04	102.57	123.61-
11000- 2400- 52312- 0000- 001118- 2000- 00000	Life	228.00	228.00			228.00
11000- 2400- 52313- 0000- 001118- 1112- 00000	Dental			12.36	155.13	167.49-

Selection Grouped by Account Type, Filtered by User Permissions, (Org = 130, Online/Offline = N, Period = 11, UnPosted JEs? = N, Assets and Liabilities? = N, Restricted Accts? = Y, Objct = 5, Obj Digits = 0, Page Break Lvl =)

Balances through 05/31/2023						Fiscal Year 2022/23	
Funds - Func - Obj ct - Pr gm - Locat n - Jb Cl - Opt nl	Description	Adopted Budget	Revised Budget	Encumbered	Expenditure	Account Balance	
Funds 11000 - Operational, Func 2400 - SupSvcsSchAdmin (continued)							
11000-2400-52313-0000-001118-2000-00000	Dental	516.00	516.00			516.00	
11000-2400-52314-0000-001118-1112-00000	Vision			2.72	34.00	36.72-	
11000-2400-52314-0000-001118-2000-00000	Vision	92.00	92.00			92.00	
11000-2400-52315-0000-001118-1112-00000	Disability			17.76	201.53	219.29-	
11000-2400-52315-0000-001118-2000-00000	Disability	315.00	315.00			315.00	
11000-2400-52500-0000-001118-1112-00000	UnemploymntComp				92.52	92.52-	
11000-2400-52500-0000-001118-1217-00000	UnemploymntComp			30.58	181.29	211.87-	
11000-2400-52500-0000-001118-2000-00000	UnemploymntComp	360.00	360.00			360.00	
11000-2400-52710-0000-001118-1112-00000	WorkersCompPrem				1,335.00	1,335.00-	
11000-2400-52710-0000-001118-1217-00000	WorkersCompPrem				1,661.00	1,661.00-	
11000-2400-52710-0000-001118-2000-00000	WorkersCompPrem	2,996.00	2,996.00			2,996.00	
11000-2400-52720-0000-001118-1112-00000	WorkrsCompERFee			.83	6.90	7.73-	
11000-2400-52720-0000-001118-1217-00000	WorkrsCompERFee			4.60	13.80	18.40-	
11000-2400-52720-0000-001118-2000-00000	WorkrsCompERFee	40.00	40.00			40.00	
11000-2400-53330-0000-001118-0000-00000	ProfessDevelop	500.00	1,500.00	2,280.00	1,200.00	1,980.00-	
11000-2400-53711-0000-001118-0000-00000	Other Charges	4,631.00	4,631.00		3,071.13	1,559.87	
11000-2400-54620-0000-001118-0000-00000	RentlEquipVehcl		4,000.00	2,743.38	258.48	998.14	
11000-2400-54630-0000-001118-0000-00000	RentalCompEqpmt	11,000.00	13,000.00	2,634.56	9,366.53	998.91	
11000-2400-55813-0000-001118-0000-00000	EmpTravNonTeach		9,600.00	10,608.15	518.32	1,526.47-	
11000-2400-55915-0000-001118-0000-00000	OthContractSvcs	8,394.00	12,394.00	1,081.09	11,122.91	190.00	
11000-2400-56113-0000-001118-0000-00000	Software		500.00	75.79	104.09	320.12	
11000-2400-56118-0000-001118-0000-00000	GenSuppliesMats	20,600.00	20,600.00	2,682.34	7,426.95	10,490.71	
Total for Func 2400 and Expense accounts		282,019.00	303,119.00	44,818.20	224,092.01	34,208.79	
Funds 11000 - Operational, Func 2500 - Central Svcs							
11000-2500-51300-0000-001118-1220-00000	AddtnlCompenstr, BusOffice			2,333.32	4,666.64	6,999.96-	
11000-2500-52111-0000-001118-1220-00000	EducRetirement			400.16	800.32	1,200.48-	
11000-2500-52112-0000-001118-1220-00000	ERARetireeHlth			46.68	93.36	140.04-	
11000-2500-52210-0000-001118-1220-00000	FICA Payments			144.68	289.36	434.04-	
11000-2500-52220-0000-001118-1220-00000	MedicarePaymnts			33.84	67.68	101.52-	
11000-2500-52500-0000-001118-1220-00000	UnemploymntComp			3.91	15.36	19.27-	
11000-2500-53330-0000-001118-0000-00000	ProfessDevelop				269.69	269.69-	
11000-2500-53414-0000-001118-0000-00000	OthProfTechSvcs	237,156.00	237,156.00	33,292.50	156,482.83	47,380.67	
11000-2500-53711-0000-001118-0000-00000	Other Charges	7,000.00	7,000.00	264.00	628.00	6,108.00	
11000-2500-54320-0000-001118-0000-00000	Tech-R&M		70,000.00		54,863.00	15,137.00	
11000-2500-55400-0000-001118-0000-00000	Advertising	700.00	5,121.00	2,551.00	2,570.00		
11000-2500-55915-0000-001118-0000-00000	OthContractSvcs	3,500.00	3,500.00			3,500.00	

Selection Grouped by Account Type, Filtered by User Permissions, (Org = 130, Online/Offline = N, Period = 11, UnPosted JEs? = N, Assets and Liabilities? = N, Restricted Accts? = Y, Objct = 5, Obj Digits = 0, Page Break Lvl =)

Balances through 05/31/2023						Fiscal Year 2022/23
Funds- Func- Obj ct - Pr gm- Locat n- Jb Cl - Opt nl	Description	Adopted Budget	Revised Budget	Encumbered	Expenditure	Account Balance
Funds 11000 - Operational, Func 2500 - Central Svcs (continued)						
11000- 2500- 56113- 0000- 001118- 0000- 00000	Software	18,020.00	18,520.00		20,690.00	2,170.00-
11000- 2500- 56118- 0000- 001118- 0000- 00000	GenSuppliesMats	500.00	7,098.00	1,000.00	8,241.77	2,143.77-
Total for Func 2500 and Expense accounts		266,876.00	348,395.00	40,070.09	249,678.01	58,646.90
Funds 11000 - Operational, Func 2600 - Op&MaintofPlant						
11000- 2600- 51100- 0000- 001118- 1615- 00000	SalariesExpense,Custodial	59,296.00	97,808.00	14,177.44	77,975.92	5,654.64
11000- 2600- 51200- 0000- 001118- 1615- 00000	OvertimeExpense,Custodial				7,792.56	7,792.56-
11000- 2600- 51300- 0000- 001118- 1219- 00000	AddtnlCompenstn,Duty Pers				35.00	35.00-
11000- 2600- 51300- 0000- 001118- 1615- 00000	AddtnlCompenstn,Custodial	3,000.00	3,000.00		10,901.34	7,901.34-
11000- 2600- 52111- 0000- 001118- 1219- 00000	EducRetirement				6.00	6.00-
11000- 2600- 52111- 0000- 001118- 1615- 00000	EducRetirement			2,431.44	16,578.95	19,010.39-
11000- 2600- 52111- 0000- 001118- 2000- 00000	EducRetirement	10,686.00	10,686.00			10,686.00
11000- 2600- 52112- 0000- 001118- 1219- 00000	ERARetireeHlth				.70	.70-
11000- 2600- 52112- 0000- 001118- 1615- 00000	ERARetireeHlth			283.56	1,933.40	2,216.96-
11000- 2600- 52112- 0000- 001118- 2000- 00000	ERARetireeHlth	1,247.00	1,247.00			1,247.00
11000- 2600- 52210- 0000- 001118- 1219- 00000	FICA Payments				2.17	2.17-
11000- 2600- 52210- 0000- 001118- 1615- 00000	FICA Payments			842.80	5,815.58	6,658.38-
11000- 2600- 52210- 0000- 001118- 2000- 00000	FICA Payments	3,864.00	3,864.00			3,864.00
11000- 2600- 52220- 0000- 001118- 1219- 00000	MedicarePaymnts				.51	.51-
11000- 2600- 52220- 0000- 001118- 1615- 00000	MedicarePaymnts			197.12	1,360.16	1,557.28-
11000- 2600- 52220- 0000- 001118- 2000- 00000	MedicarePaymnts	905.00	905.00			905.00
11000- 2600- 52311- 0000- 001118- 1615- 00000	Hth&MedPremiums			834.92	4,183.78	5,018.70-
11000- 2600- 52311- 0000- 001118- 2000- 00000	Hth&MedPremiums	4,726.00	4,726.00			4,726.00
11000- 2600- 52312- 0000- 001118- 1615- 00000	Life			31.56	157.80	189.36-
11000- 2600- 52312- 0000- 001118- 2000- 00000	Life	171.00	171.00			171.00
11000- 2600- 52313- 0000- 001118- 1615- 00000	Dental			34.32	173.04	207.36-
11000- 2600- 52313- 0000- 001118- 2000- 00000	Dental	206.00	206.00			206.00
11000- 2600- 52314- 0000- 001118- 1615- 00000	Vision			7.52	37.90	45.42-
11000- 2600- 52314- 0000- 001118- 2000- 00000	Vision	46.00	46.00			46.00
11000- 2600- 52500- 0000- 001118- 1219- 00000	UnemploymntComp				.12	.12-
11000- 2600- 52500- 0000- 001118- 1615- 00000	UnemploymntComp			46.76	254.25	301.01-
11000- 2600- 52500- 0000- 001118- 2000- 00000	UnemploymntComp	270.00	270.00			270.00
11000- 2600- 52710- 0000- 001118- 1615- 00000	WorkersCompPrem				1,058.00	1,058.00-
11000- 2600- 52710- 0000- 001118- 2000- 00000	WorkersCompPrem	1,058.00	1,058.00			1,058.00
11000- 2600- 52720- 0000- 001118- 1615- 00000	WorkrsCompERFee			6.90	20.70	27.60-
11000- 2600- 52720- 0000- 001118- 2000- 00000	WorkrsCompERFee	30.00	30.00			30.00
11000- 2600- 53711- 0000- 001118- 0000- 00000	Other Charges		445.00		445.00	

Selection Grouped by Account Type, Filtered by User Permissions, (Org = 130, Online/Offline = N, Period = 11, UnPosted JEs? = N, Assets and Liabilities? = N, Restricted Accts? = Y, Objct = 5, Obj Digits = 0, Page Break Lvl =)

Balances through 05/31/2023						Fiscal Year 2022/23
Funds- Func- Obj ct - Pr gm- Locat n- JbCl - Opt nl	Description	Adopted Budget	Revised Budget	Encumbered	Expenditure	Account Balance
Funds 11000 - Operational, Func 2600 - Op&MaintofPlant (continued)						
11000-2600-54312-0000-001118-0000-00000	MntRepBlgsGrnds	1,000.00	15,940.00	4,683.67	13,913.07	2,656.74-
11000-2600-54411-0000-001118-0000-00000	Electricity	48,000.00	56,209.00	15,693.34	42,789.35	2,273.69-
11000-2600-54412-0000-001118-0000-00000	NatGasBuildings	2,000.00	2,200.00	29.08	2,323.37	152.45-
11000-2600-54415-0000-001118-0000-00000	Water/Sewage	10,000.00	19,966.00	7,449.96	14,008.26	1,492.22-
11000-2600-54416-0000-001118-0000-00000	Communicatn Svcs	14,500.00	52,949.00	47,326.61	5,794.39	172.00-
11000-2600-54610-0000-001118-0000-00000	RentLandBldngs	156,921.00	156,921.00		163,842.53	6,921.53-
11000-2600-55200-0000-001118-0000-00000	PropertyLiablns	53,372.00	53,372.00		52,845.00	527.00
11000-2600-55915-0000-001118-0000-00000	OthContractSvcs	73,030.00	75,816.00	11,748.24	66,088.37	2,020.61-
11000-2600-56118-0000-001118-0000-00000	GenSuppliesMats	20,000.00	20,530.00	423.64	17,823.90	2,282.46
11000-2600-56119-0000-001118-0000-00000	SupAst<5K	35,000.00	35,000.00	1,009.91	2,091.67	31,898.42
11000-2600-56216-0000-001118-0000-00000	MaintSuppsParts	2,000.00	19,267.00			19,267.00
Total for Func 2600 and Expense accounts		501,328.00	632,632.00	107,258.79	510,252.79	15,120.42
Funds 11000 - Operational, Func 3100 - FoodSvcsOpertns						
11000-3100-55915-0000-001118-0000-00000	OthContractSvcs			15,000.00		15,000.00-
11000-3100-55915-4030-001118-0000-00000	OthContractSvcs		44,000.00			44,000.00
11000-3100-56116-0000-001118-0000-00000	Food			200.00		200.00-
11000-3100-57331-0000-001118-0000-00000	FixedAssets>\$5k		11,756.00			11,756.00
Total for Func 3100 and Expense accounts		.00	55,756.00	15,200.00	.00	40,556.00
Total for Funds 11000		5,108,025.00	5,456,124.00	858,042.16	4,100,460.63	497,621.21
Funds 14000 - TotlnsMatSubFnd, Func 1000 - Instruction						
14000-1000-56107-1010-001118-0000-00000	InsMatCR50%Txbk			99.42		99.42-
Total for Funds 14000, Func 1000 and Expense accounts		.00	.00	99.42	.00	99.42-
Funds 21000 - Food Svcs, Func 3100 - FoodSvcsOpertns						
21000-3100-51100-0000-001118-1217-00000	SalariesExpense,SecClerTe	21,424.00	21,424.00	6,705.06	28,142.43	13,423.49-
21000-3100-51200-0000-001118-1217-00000	OvertimeExpense,SecClerTe				438.95	438.95-
21000-3100-51300-0000-001118-1217-00000	AddtnlCompenstn,SecClerTe	2,665.00	2,665.00		1,920.62	744.38
21000-3100-52111-0000-001118-1217-00000	EducRetirement			1,149.91	5,059.62	6,209.53-
21000-3100-52111-0000-001118-2000-00000	EducRetirement	4,133.00	4,133.00			4,133.00
21000-3100-52112-0000-001118-1217-00000	ERARetireeHlth			134.12	590.04	724.16-
21000-3100-52112-0000-001118-2000-00000	ERARetireeHlth	483.00	483.00			483.00
21000-3100-52210-0000-001118-1217-00000	FICA Payments			415.72	1,891.18	2,306.90-
21000-3100-52210-0000-001118-2000-00000	FICA Payments	1,495.00	1,495.00			1,495.00
21000-3100-52220-0000-001118-1217-00000	MedicarePaymnts			97.24	442.23	539.47-
21000-3100-52220-0000-001118-2000-00000	MedicarePaymnts	350.00	350.00			350.00
21000-3100-52312-0000-001118-1217-00000	Life			25.61	97.20	122.81-

Selection Grouped by Account Type, Filtered by User Permissions, (Org = 130, Online/Offline = N, Period = 11, UnPosted JEs? = N, Assets and Liabilities? = N, Restricted Accts? = Y, Objct = 5, Obj Digits = 0, Page Break Lvl =)

Balances through 05/31/2023						Fiscal Year 2022/23	
Funds- Func- Obj ct - Pr gm- Locat n- Jb Cl - Opt nl	Description	Adopted Budget	Revised Budget	Encumbered	Expenditure	Account Balance	
Funds 21000 - Food Svcs, Func 3100 - FoodSvcsOpertns (continued)							
21000- 3100- 52312- 0000- 001118- 2000- 00000	Life	57.00	57.00			57.00	
21000- 3100- 52500- 0000- 001118- 1217- 00000	UnemploymntComp			22.12	100.64	122.76-	
21000- 3100- 52500- 0000- 001118- 2000- 00000	UnemploymntComp	90.00	90.00			90.00	
21000- 3100- 52710- 0000- 001118- 1217- 00000	WorkersCompPrem				382.00	382.00-	
21000- 3100- 52710- 0000- 001118- 2000- 00000	WorkersCompPrem	382.00	382.00			382.00	
21000- 3100- 52720- 0000- 001118- 1217- 00000	WorkrsCompERFee			5.19	12.09	17.28-	
21000- 3100- 52720- 0000- 001118- 2000- 00000	WorkrsCompERFee	10.00	10.00			10.00	
21000- 3100- 53330- 0000- 001118- 0000- 00000	ProfessDevelop	200.00	200.00			200.00	
21000- 3100- 53711- 0000- 001118- 0000- 00000	Other Charges		1,000.00		587.43	412.57	
21000- 3100- 54411- 0000- 001118- 0000- 00000	Electricity	6,300.00	7,400.00		5,102.99	2,297.01	
21000- 3100- 54412- 0000- 001118- 0000- 00000	NatGasBuildings	1,000.00	1,000.00		947.55	52.45	
21000- 3100- 54415- 0000- 001118- 0000- 00000	Water/Sewage	2,200.00	3,023.00		1,493.86	1,529.14	
21000- 3100- 55915- 0000- 001118- 0000- 00000	OthContractSvcs	200,000.00	257,000.00	73,140.69	416,259.31	232,400.00-	
21000- 3100- 56116- 0000- 001118- 0000- 00000	Food		4,000.00		7,658.50	3,658.50-	
21000- 3100- 56119- 0000- 001118- 0000- 00000	SupAst<5K		25,000.00		24,528.00	472.00	
21000- 3100- 57331- 0000- 001118- 0000- 00000	FixedAssets>\$5k	37,246.00	37,246.00			37,246.00	
Total for Funds 21000, Func 3100 and Expense accounts		278,035.00	366,958.00	81,695.66	495,654.64	210,392.30-	
Funds 23000 - Non-InstrctSupp, Func 1000 - Instruction							
23000- 1000- 53711- 9000- 001118- 0000- 00000	Other Charges		3,575.00			3,575.00	
23000- 1000- 55817- 9000- 001118- 0000- 00000	Student Travel		3,425.00			3,425.00	
23000- 1000- 56118- 1010- 001118- 0000- 00000	GenSuppliesMats		12,599.00		5,020.82	7,578.18	
23000- 1000- 56118- 9000- 001118- 0000- 00000	GenSuppliesMats		20,204.00		3,630.81	16,573.19	
Total for Funds 23000, Func 1000 and Expense accounts		.00	39,803.00	.00	8,651.63	31,151.37	
Funds 23001 - Athletic, Func 1000 - Instruction							
23001- 1000- 56118- 9000- 001118- 0000- 00000	GenSuppliesMats				2,010.31	2,010.31-	
Total for Funds 23001, Func 1000 and Expense accounts		.00	.00	.00	2,010.31	2,010.31-	
Funds 23004 - Student Council, Func 1000 - Instruction							
23004- 1000- 53711- 9000- 001118- 0000- 00000	Other Charges				156.24	156.24-	
23004- 1000- 56118- 1010- 001118- 0000- 00000	GenSuppliesMats				197.76	197.76-	
Total for Funds 23004, Func 1000 and Expense accounts		.00	.00	.00	354.00	354.00-	
Funds 23010 - Admin Discr, Func 1000 - Instruction							
23010- 1000- 53711- 1010- 001118- 0000- 00000	Other Charges			306.49		306.49-	
23010- 1000- 53711- 9000- 001118- 0000- 00000	Other Charges				1,828.23	1,828.23-	
23010- 1000- 56118- 1010- 001118- 0000- 00000	GenSuppliesMats			239.22	1,530.30	1,769.52-	

Selection Grouped by Account Type, Filtered by User Permissions, (Org = 130, Online/Offline = N, Period = 11, UnPosted JEs? = N, Assets and Liabilities? = N, Restricted Accts? = Y, Objct = 5, Obj Digits = 0, Page Break Lvl =)

Balances through 05/31/2023

Fiscal Year 2022/23

Funds- Func- Obj ct - Pr gm- Locat n- Jb Cl - Opt nl	Description	Adopted Budget	Revised Budget	Encumbered	Expenditure	Account Balance
Total for Funds 23010, Func 1000 and Expense accounts		.00	.00	545.71	3,358.53	3,904.24-
Funds 23102 - GenActivity, Func 1000 - Instruction						
23102- 1000- 56118- 1010- 001118- 0000- 00000	GenSuppliesMats				522.73	522.73-
23102- 1000- 56118- 9000- 001118- 0000- 00000	GenSuppliesMats				11,453.00	11,453.00-
Total for Funds 23102, Func 1000 and Expense accounts		.00	.00	.00	11,975.73	11,975.73-
Funds 24101 - Title I - IASA, Func 1000 - Instruction						
24101- 1000- 51100- 1010- 001118- 1411- 00000	SalariesExpense,Teachers	66,278.00	135,018.00	20,559.38	75,382.68	39,075.94
24101- 1000- 51100- 1010- 001118- 1711- 00000	SalariesExpense,InstAsst1	19,267.00				
24101- 1000- 51300- 1010- 001118- 1411- 00000	AddtnlCompenstn,Teachers	8,092.00	2,405.00		2,585.64	180.64-
24101- 1000- 51300- 9000- 001118- 1621- 00000	AddtnlCompenstn,Sum/After				5,370.00	5,370.00-
24101- 1000- 52111- 0000- 001118- 2000- 00000	EducRetirement	27,336.00				
24101- 1000- 52111- 1010- 001118- 1411- 00000	EducRetirement		15,712.00	3,525.90	13,371.45	1,185.35-
24101- 1000- 52111- 9000- 001118- 1621- 00000	EducRetirement				920.96	920.96-
24101- 1000- 52112- 0000- 001118- 2000- 00000	ERARetireeHlth	3,190.00				
24101- 1000- 52112- 1010- 001118- 1411- 00000	ERARetireeHlth		2,657.00	411.20	1,559.25	686.55
24101- 1000- 52112- 9000- 001118- 1621- 00000	ERARetireeHlth				107.38	107.38-
24101- 1000- 52210- 0000- 001118- 2000- 00000	FICA Payments	9,883.00				
24101- 1000- 52210- 1010- 001118- 1411- 00000	FICA Payments		6,101.00	1,274.65	4,825.82	.53
24101- 1000- 52210- 9000- 001118- 1621- 00000	FICA Payments				332.94	332.94-
24101- 1000- 52220- 0000- 001118- 2000- 00000	MedicarePaymnts	2,313.00				
24101- 1000- 52220- 1010- 001118- 1411- 00000	MedicarePaymnts		1,427.00	298.10	1,128.57	.33
24101- 1000- 52220- 9000- 001118- 1621- 00000	MedicarePaymnts				77.89	77.89-
24101- 1000- 52311- 1010- 001118- 1411- 00000	Hth&MedPremiums		7,826.00			7,826.00
24101- 1000- 52312- 0000- 001118- 2000- 00000	Life	171.00				
24101- 1000- 52312- 1010- 001118- 1411- 00000	Life		196.00	26.30	72.56	97.14
24101- 1000- 52313- 1010- 001118- 1411- 00000	Dental		640.00			640.00
24101- 1000- 52314- 1010- 001118- 1411- 00000	Vision		89.00			89.00
24101- 1000- 52315- 0000- 001118- 2000- 00000	Disability	178.00	41.00			41.00
24101- 1000- 52315- 1010- 001118- 1411- 00000	Disability		71.00	44.25	80.61	53.86-
24101- 1000- 52500- 0000- 001118- 2000- 00000	UnemploymntComp	270.00				
24101- 1000- 52500- 1010- 001118- 1411- 00000	UnemploymntComp		52.00	23.20	118.68	89.88-
24101- 1000- 52500- 9000- 001118- 1621- 00000	UnemploymntComp				16.75	16.75-
24101- 1000- 52710- 0000- 001118- 2000- 00000	WorkersCompPrem	2,694.00				
24101- 1000- 52710- 1010- 001118- 1411- 00000	WorkersCompPrem				2,351.00	2,351.00-
24101- 1000- 52710- 1010- 001118- 1711- 00000	WorkersCompPrem				343.00	343.00-
24101- 1000- 52720- 0000- 001118- 2000- 00000	WorkrsCompERFee	30.00				

Selection Grouped by Account Type, Filtered by User Permissions, (Org = 130, Online/Offline = N, Period = 11, UnPosted JEs? = N, Assets and Liabilities? = N, Restricted Accts? = Y, Objct = 5, Obj Digits = 0, Page Break Lvl =)

Balances through 05/31/2023 **Fiscal Year 2022/23**

Funds- Func- Obj ct - Pr gm- Locat n- JbCl - Opt nl	Description	Adopted Budget	Revised Budget	Encumbered	Expenditure	Account Balance
Funds 24101 - Title I - IASA, Func 1000 - Instruction (continued)						
24101- 1000- 52720- 1010- 001118- 1411- 00000	WorkrsCompERFee		23.00	4.60	9.66	8.74
24101- 1000- 52730- 1010- 001118- 1411- 00000	WorkersCompSelf		755.00			755.00
24101- 1000- 56118- 1010- 001118- 0000- 00000	GenSuppliesMats		3,676.00		1,794.20	1,881.80
Total for Func 1000 and Expense accounts		139,702.00	176,689.00	26,167.58	110,449.04	40,072.38
Funds 24101 - Title I - IASA, Func 2100 - SuppSvcsStudnts						
24101- 2100- 51100- 0000- 001118- 1218- 00000	SalariesExpense,SchlStude	37,493.00	11,593.00	4,740.76	11,632.62	4,780.38-
24101- 2100- 51200- 0000- 001118- 1218- 00000	OvertimeExpense,SchlStude				18.18	18.18-
24101- 2100- 51300- 0000- 001118- 1218- 00000	AddtnlCompenstn,SchlStude			2,229.40	8,917.60	11,147.00-
24101- 2100- 52111- 0000- 001118- 1218- 00000	EducRetirement		1,728.00	1,195.40	3,657.52	3,124.92-
24101- 2100- 52111- 0000- 001118- 2000- 00000	EducRetirement	6,431.00				
24101- 2100- 52112- 0000- 001118- 1218- 00000	ERARetireeHlth		290.00	139.40	426.55	275.95-
24101- 2100- 52112- 0000- 001118- 2000- 00000	ERARetireeHlth	750.00				
24101- 2100- 52210- 0000- 001118- 1218- 00000	FICA Payments		719.00	432.20	1,322.19	1,035.39-
24101- 2100- 52210- 0000- 001118- 2000- 00000	FICA Payments	2,325.00				
24101- 2100- 52220- 0000- 001118- 1218- 00000	MedicarePaymnts		169.00	101.10	309.27	241.37-
24101- 2100- 52220- 0000- 001118- 2000- 00000	MedicarePaymnts	544.00				
24101- 2100- 52312- 0000- 001118- 1218- 00000	Life			6.75	4.05	10.80-
24101- 2100- 52312- 0000- 001118- 2000- 00000	Life	57.00				
24101- 2100- 52500- 0000- 001118- 1218- 00000	UnemploymntComp			23.00	64.45	87.45-
24101- 2100- 52500- 0000- 001118- 2000- 00000	UnemploymntComp	90.00				
24101- 2100- 52710- 0000- 001118- 1218- 00000	WorkersCompPrem				668.00	668.00-
24101- 2100- 52710- 0000- 001118- 2000- 00000	WorkersCompPrem	668.00				
24101- 2100- 52720- 0000- 001118- 2000- 00000	WorkrsCompERFee	10.00				
24101- 2100- 53711- 0000- 001118- 0000- 00000	Other Charges	3,262.00	144.00			144.00
Total for Func 2100 and Expense accounts		51,630.00	14,643.00	8,868.01	27,020.43	21,245.44-
Total for Funds 24101		191,332.00	191,332.00	35,035.59	137,469.47	18,826.94
Funds 24106 - IDEABEntitlemnt, Func 1000 - Instruction						
24106- 1000- 51100- 2000- 001118- 1712- 00000	SalariesExpense,InstAsstS	31,987.00	37,051.00	4,536.00	35,873.59	3,358.59-
24106- 1000- 51200- 2000- 001118- 1712- 00000	OvertimeExpense,InstAsstS	3,000.00	3,000.00		20.99	2,979.01
24106- 1000- 51300- 2000- 001118- 1712- 00000	AddtnlCompenstn,InstAsstS	6,554.00	525.00		106.97	418.03
24106- 1000- 52111- 0000- 001118- 2000- 00000	EducRetirement	7,127.00				
24106- 1000- 52111- 2000- 001118- 1712- 00000	EducRetirement		6,364.00	777.95	6,174.31	588.26-
24106- 1000- 52112- 0000- 001118- 2000- 00000	ERARetireeHlth	833.00				
24106- 1000- 52112- 2000- 001118- 1712- 00000	ERARetireeHlth		743.00	90.70	720.01	67.71-
24106- 1000- 52210- 0000- 001118- 2000- 00000	FICA Payments	2,578.00				

Selection Grouped by Account Type, Filtered by User Permissions, (Org = 130, Online/Offline = N, Period = 11, UnPosted JEs? = N, Assets and Liabilities? = N, Restricted Accts? = Y, Objct = 5, Obj Digits = 0, Page Break Lvl =)



Balances through 05/31/2023 **Fiscal Year 2022/23**

Funds- Func- Obj ct - Pr gm- Locat n- Jb Cl - Opt nl	Description	Adopted Budget	Revised Budget	Encumbered	Expenditure	Account Balance
Funds 24106 - IDEABEntitlemnt, Func 1000 - Instruction (continued)						
24106- 1000- 52210- 2000- 001118- 1712- 00000	FICA Payments		2,268.00	281.25	2,190.46	203.71-
24106- 1000- 52220- 0000- 001118- 2000- 00000	MedicarePaymnts	605.00				
24106- 1000- 52220- 2000- 001118- 1712- 00000	MedicarePaymnts		531.00	65.80	512.35	47.15-
24106- 1000- 52311- 2000- 001118- 1712- 00000	Hth&MedPremiums		551.00		1,405.30	854.30-
24106- 1000- 52312- 0000- 001118- 2000- 00000	Life	114.00				
24106- 1000- 52312- 2000- 001118- 1712- 00000	Life		129.00	18.95	102.26	7.79
24106- 1000- 52313- 0000- 001118- 2000- 00000	Dental	224.00				
24106- 1000- 52313- 2000- 001118- 1712- 00000	Dental		427.00		90.41	336.59
24106- 1000- 52314- 0000- 001118- 2000- 00000	Vision	49.00				
24106- 1000- 52314- 2000- 001118- 1712- 00000	Vision		84.00		56.25	27.75
24106- 1000- 52500- 0000- 001118- 2000- 00000	UnemploymntComp	180.00				
24106- 1000- 52500- 2000- 001118- 1712- 00000	UnemploymntComp		123.00	15.00	118.80	10.80-
24106- 1000- 52710- 0000- 001118- 2000- 00000	WorkersCompPrem	571.00				
24106- 1000- 52710- 2000- 001118- 1712- 00000	WorkersCompPrem		571.00		571.00	
24106- 1000- 52720- 0000- 001118- 2000- 00000	WorkrsCompERFee	20.00				
24106- 1000- 52720- 2000- 001118- 1712- 00000	WorkrsCompERFee		14.00	3.31	11.50	.81-
24106- 1000- 53711- 2000- 001118- 0000- 00000	Other Charges		1,125.00		250.83	874.17
24106- 1000- 56113- 2000- 001118- 0000- 00000	Software		6,800.00		6,800.00	
24106- 1000- 56118- 2000- 001118- 0000- 00000	GenSuppliesMats		578.00			578.00
Total for Func 1000 and Expense accounts		53,842.00	60,884.00	5,788.96	55,005.03	90.01
Funds 24106 - IDEABEntitlemnt, Func 2100 - SuppSvcsStudnts						
24106- 2100- 53212- 2000- 001118- 0000- 00000	SpeechThrpsCont	39,257.00	32,215.00	32,349.00		134.00-
Total for Func 2100 and Expense accounts		39,257.00	32,215.00	32,349.00	.00	134.00-
Total for Funds 24106		93,099.00	93,099.00	38,137.96	55,005.03	43.99-
Funds 24153 - EngLangAcquistn, Func 1000 - Instruction						
24153- 1000- 51300- 1010- 001118- 1411- 00000	AddtnlCompenstn,Teachers	4,263.00	4,263.00			4,263.00
24153- 1000- 52111- 0000- 001118- 2000- 00000	EducRetirement	631.00	631.00			631.00
24153- 1000- 52112- 0000- 001118- 2000- 00000	ERARetireeHlth	74.00	74.00			74.00
24153- 1000- 52210- 0000- 001118- 2000- 00000	FICA Payments	228.00	228.00			228.00
24153- 1000- 52220- 0000- 001118- 2000- 00000	MedicarePaymnts	54.00	54.00			54.00
24153- 1000- 56118- 1010- 001118- 0000- 00000	GenSuppliesMats	350.00	350.00	5,390.00		5,040.00-
Total for Funds 24153, Func 1000 and Expense accounts		5,600.00	5,600.00	5,390.00	.00	210.00
Funds 24154 - TchPrinTrainRec, Func 1000 - Instruction						
24154- 1000- 51300- 1010- 001118- 1411- 00000	AddtnlCompenstn,Teachers				7.75	7.75-
24154- 1000- 52210- 1010- 001118- 1411- 00000	FICA Payments				.48	.48-

Selection Grouped by Account Type, Filtered by User Permissions, (Org = 130, Online/Offline = N, Period = 11, UnPosted JEs? = N, Assets and Liabilities? = N, Restricted Accts? = Y, Objct = 5, Obj Digits = 0, Page Break Lvl =)

Balances through 05/31/2023						Fiscal Year 2022/23
Funds- Func- Obj ct - Pr gm- Locat n- Jb Cl - Opt nl	Description	Adopted Budget	Revised Budget	Encumbered	Expenditure	Account Balance
Funds 24154 - TchPrinTrainRec, Func 1000 - Instruction (continued)						
24154- 1000- 52220- 1010- 001118- 1411- 00000	MedicarePaymnts				.11	.11-
24154- 1000- 52500- 1010- 001118- 1411- 00000	UnemploymntComp				.03	.03-
24154- 1000- 53330- 0000- 001118- 0000- 00000	ProfessDevelop	20,869.00	20,869.00		6,375.26	14,493.74
24154- 1000- 53330- 1010- 001118- 0000- 00000	ProfessDevelop				6,320.00	6,320.00-
Total for Funds 24154, Func 1000 and Expense accounts		20,869.00	20,869.00	.00	12,703.63	8,165.37
Funds 24183 - CP-Second-ReDs2, Func 3100 - FoodSvcsOpertns						
24183- 3100- 57331- 0000- 001118- 0000- 00000	FixedAssets>\$5k		6,601.00		6,532.14	68.86
Total for Funds 24183, Func 3100 and Expense accounts		.00	6,601.00	.00	6,532.14	68.86
Funds 24308 - CRRSA, ESSER II, Func 1000 - Instruction						
24308- 1000- 51100- 1010- 001118- 1411- 00000	SalariesExpense,Teachers		87,101.00	19,265.92	87,890.00	20,054.92-
24308- 1000- 51100- 1010- 001118- 1413- 00000	SalariesExpense,TeachersE		61,217.00	11,772.35	28,769.87	20,674.78
24308- 1000- 51300- 1010- 001118- 1411- 00000	AddtnlCompenstn,Teachers				140.82	140.82-
24308- 1000- 52111- 1010- 001118- 1411- 00000	EducRetirement		17,967.00	3,304.10	15,097.23	434.33-
24308- 1000- 52111- 1010- 001118- 1413- 00000	EducRetirement		10,499.00	2,018.95	8,479.59	.46
24308- 1000- 52112- 1010- 001118- 1411- 00000	ERARetireeHlth		2,096.00	385.30	1,760.54	49.84-
24308- 1000- 52112- 1010- 001118- 1413- 00000	ERARetireeHlth		1,225.00	235.45	988.89	.66
24308- 1000- 52210- 1010- 001118- 1411- 00000	FICA Payments		6,496.00	1,194.45	5,457.79	156.24-
24308- 1000- 52210- 1010- 001118- 1413- 00000	FICA Payments		3,311.00	624.40	2,685.78	.82
24308- 1000- 52220- 1010- 001118- 1411- 00000	MedicarePaymnts		1,520.00	279.35	1,276.46	35.81-
24308- 1000- 52220- 1010- 001118- 1413- 00000	MedicarePaymnts		775.00	146.05	628.19	.76
24308- 1000- 52311- 1010- 001118- 1413- 00000	Hth&MedPremiums		11,754.00	2,454.45	8,679.03	620.52
24308- 1000- 52312- 1010- 001118- 1411- 00000	Life		101.00	22.35	82.87	4.22-
24308- 1000- 52312- 1010- 001118- 1413- 00000	Life		64.00	13.15	49.97	.88
24308- 1000- 52313- 1010- 001118- 1413- 00000	Dental		393.00	81.65	310.27	1.08
24308- 1000- 52314- 1010- 001118- 1413- 00000	Vision		77.00	15.75	56.68	4.57
24308- 1000- 52315- 1010- 001118- 1411- 00000	Disability		98.00		69.99	28.01
24308- 1000- 52500- 1010- 001118- 1411- 00000	UnemploymntComp		240.00	10.46	248.07	18.53-
24308- 1000- 52500- 1010- 001118- 1413- 00000	UnemploymntComp			3.98	85.47	89.45-
24308- 1000- 52720- 1010- 001118- 1411- 00000	WorkrsCompERFee		18.00	3.91	13.34	.75
24308- 1000- 52720- 1010- 001118- 1413- 00000	WorkrsCompERFee		3.00	2.30	6.90	6.20-
Total for Func 1000 and Expense accounts		.00	204,955.00	41,834.32	162,777.75	342.93
Funds 24308 - CRRSA, ESSER II, Func 2100 - SuppSvcsStudnts						
24308- 2100- 51100- 4025- 001118- 1211- 00000	SalariesExpense,CoordSubS	77,213.00				
24308- 2100- 51100- 4025- 001118- 1214- 00000	SalariesExpense,Couns-Soc	64,273.00				
24308- 2100- 51100- 4025- 001118- 1218- 00000	SalariesExpense,SchlStude			3,500.00	21,370.01	24,870.01-
Selection Grouped by Account Type, Filtered by User Permissions, (Org = 130, Online/Offline = N, Period = 11, UnPosted JEs? = N, Assets and Liabilities? = N, Restricted Accts? = Y, Objct = 5, Obj Digits = 0, Page Break Lvl =)						

Balances through 05/31/2023						Fiscal Year 2022/23	
Funds- Func- Obj ct - Pr gm- Locat n- JbCl - Opt nl	Description	Adopted Budget	Revised Budget	Encumbered	Expenditure	Account Balance	
Funds 24308 - CRRSA, ESSER II, Func 2100 - Supp Svcs Studnts (continued)							
24308-2100-51200-4025-001118-1218-00000	OvertimeExpense,SchlStude				78.75	78.75-	
24308-2100-51300-0000-001118-1211-00000	AddtnlCompenstn,CoordSubS				1,440.00	1,440.00-	
24308-2100-51300-4025-001118-1211-00000	AddtnlCompenstn,CoordSubS	55,000.00	55,000.00			55,000.00	
24308-2100-51300-4025-001118-1214-00000	AddtnlCompenstn,Couns-Soc	58,000.00					
24308-2100-51300-4025-001118-1218-00000	AddtnlCompenstn,SchlStude	62,000.00	225.00		43.75	181.25	
24308-2100-52111-0000-001118-1211-00000	EducRetirement				246.97	246.97-	
24308-2100-52111-0000-001118-2000-00000	EducRetirement	54,279.00	7,148.00			7,148.00	
24308-2100-52111-4025-001118-1218-00000	EducRetirement			600.24	3,686.00	4,286.24-	
24308-2100-52112-0000-001118-1211-00000	ERARetireeHlth				28.82	28.82-	
24308-2100-52112-0000-001118-2000-00000	ERARetireeHlth	6,331.00	6,331.00			6,331.00	
24308-2100-52112-4025-001118-1218-00000	ERARetireeHlth			70.00	429.80	499.80-	
24308-2100-52210-0000-001118-1211-00000	FICA Payments				89.30	89.30-	
24308-2100-52210-0000-001118-2000-00000	FICA Payments	19,623.00	19,623.00			19,623.00	
24308-2100-52210-4025-001118-1218-00000	FICA Payments			217.00	1,234.23	1,451.23-	
24308-2100-52220-0000-001118-1211-00000	MedicarePaymnts				20.88	20.88-	
24308-2100-52220-0000-001118-2000-00000	MedicarePaymnts	4,590.00	4,590.00			4,590.00	
24308-2100-52220-4025-001118-1218-00000	MedicarePaymnts			50.76	288.65	339.41-	
24308-2100-52311-0000-001118-2000-00000	Hth&MedPremiums	4,726.00	4,726.00			4,726.00	
24308-2100-52311-4025-001118-1218-00000	Hth&MedPremiums				2,549.05	2,549.05-	
24308-2100-52312-0000-001118-2000-00000	Life	114.00	114.00			114.00	
24308-2100-52312-4025-001118-1218-00000	Life			10.52	26.30	36.82-	
24308-2100-52313-0000-001118-2000-00000	Dental	310.00	310.00			310.00	
24308-2100-52313-4025-001118-1218-00000	Dental				38.62	38.62-	
24308-2100-52314-0000-001118-2000-00000	Vision	92.00	92.00			92.00	
24308-2100-52314-4025-001118-1218-00000	Vision				16.92	16.92-	
24308-2100-52315-0000-001118-2000-00000	Disability	209.00	209.00			209.00	
24308-2100-52315-4025-001118-1218-00000	Disability				8.53	8.53-	
24308-2100-52500-0000-001118-1211-00000	UnemploymntComp				4.76	4.76-	
24308-2100-52500-0000-001118-2000-00000	UnemploymntComp	180.00	180.00			180.00	
24308-2100-52500-4025-001118-1218-00000	UnemploymntComp			11.56	70.98	82.54-	
24308-2100-52710-0000-001118-2000-00000	WorkersCompPrem	2,520.00	2,520.00			2,520.00	
24308-2100-52710-4025-001118-1211-00000	WorkersCompPrem				1,375.00	1,375.00-	
24308-2100-52710-4025-001118-1214-00000	WorkersCompPrem				1,145.00	1,145.00-	
24308-2100-52720-0000-001118-2000-00000	WorkrsCompERFee	20.00	20.00			20.00	
24308-2100-52720-4025-001118-1218-00000	WorkrsCompERFee			2.30	6.90	9.20-	
24308-2100-53330-0000-001118-0000-00000	ProfessDevelop				139.00	139.00-	

Selection Grouped by Account Type, Filtered by User Permissions, (Org = 130, Online/Offline = N, Period = 11, UnPosted JEs? = N, Assets and Liabilities? = N, Restricted Accts? = Y, Objct = 5, Obj Digits = 0, Page Break Lvl =)

Balances through 05/31/2023

Fiscal Year 2022/23

Funds- Func- Obj ct - Pr gm- Locat n- JbCl - Opt nl	Description	Adopted Budget	Revised Budget	Encumbered	Expenditure	Account Balance
Funds 24308 - CRRSA, ESSER II, Func 2100 - SuppSvcsStudnts (continued)						
24308-2100-53414-0000-001118-0000-00000	OthProfTechSvcs				5,649.00	5,649.00-
24308-2100-53711-0000-001118-0000-00000	Other Charges				120.00	120.00-
Total for Func 2100 and Expense accounts		409,480.00	101,088.00	4,462.38	40,107.22	56,518.40
Funds 24308 - CRRSA, ESSER II, Func 2400 - SupSvcsSchAdmin						
24308-2400-51100-0000-001118-1112-00000	SalariesExpense,Principal			8,369.24	6,276.93	14,646.17-
24308-2400-52111-0000-001118-1112-00000	EducRetirement				1,076.49	1,076.49-
24308-2400-52112-0000-001118-1112-00000	ERARetireeHlth				125.55	125.55-
24308-2400-52210-0000-001118-1112-00000	FICA Payments				360.33	360.33-
24308-2400-52220-0000-001118-1112-00000	MedicarePaymnts				84.27	84.27-
24308-2400-52311-0000-001118-1112-00000	Hth&MedPremiums				495.60	495.60-
24308-2400-52312-0000-001118-1112-00000	Life				5.04	5.04-
24308-2400-52313-0000-001118-1112-00000	Dental				16.47	16.47-
24308-2400-52314-0000-001118-1112-00000	Vision				3.60	3.60-
24308-2400-52315-0000-001118-1112-00000	Disability				23.65	23.65-
24308-2400-52500-0000-001118-1112-00000	UnemploymntComp				2.42	2.42-
24308-2400-53330-0000-001118-0000-00000	ProfessDevelop				875.00	875.00-
24308-2400-56118-0000-001118-0000-00000	GenSuppliesMats			2,993.25	4,680.75	7,674.00-
Total for Func 2400 and Expense accounts		.00	.00	11,362.49	14,026.10	25,388.59-
Funds 24308 - CRRSA, ESSER II, Func 2600 - Op&MaintofPlant						
24308-2600-54416-0000-001118-0000-00000	CommunicatnSvcs			512.76	9,487.24	10,000.00-
24308-2600-55915-0000-001118-0000-00000	OthContractSvcs			16,239.39	5,690.50	21,929.89-
24308-2600-56118-0000-001118-0000-00000	GenSuppliesMats				2,000.00	2,000.00-
24308-2600-56119-0000-001118-0000-00000	SupAst<5K	6,699.00	6,699.00			6,699.00
Total for Func 2600 and Expense accounts		6,699.00	6,699.00	16,752.15	17,177.74	27,230.89-
Total for Funds 24308		416,179.00	312,742.00	74,411.34	234,088.81	4,241.85
Funds 24330 - ESSER III, Func 1000 - Instruction						
24330-1000-51100-1010-001118-1411-00000	SalariesExpense,Teachers		74,328.00	14,105.16	68,033.83	7,810.99-
24330-1000-51100-1010-001118-1413-00000	SalariesExpense,TeachersE		20,674.00		20,674.00	
24330-1000-51100-2000-001118-1712-00000	SalariesExpense,InstAsstS		18,555.00	7,897.65	17,516.73	6,859.38-
24330-1000-51200-2000-001118-1712-00000	OvertimeExpense,InstAsstS		33.00		183.94	150.94-
24330-1000-51300-1010-001118-1411-00000	AddtnlCompenstn,Teachers		1,036.00		3,487.51	2,451.51-
24330-1000-51300-1010-001118-1711-00000	AddtnlCompenstn,InstAsst1				1,990.25	1,990.25-
24330-1000-51300-2000-001118-1712-00000	AddtnlCompenstn,InstAsstS		14.00		48.20	34.20-
24330-1000-52111-1010-001118-1411-00000	EducRetirement		12,925.00	2,419.02	11,845.38	1,339.40-
24330-1000-52111-2000-001118-1712-00000	EducRetirement		348,389.00	1,354.45	3,043.95	343,990.60

Selection Grouped by Account Type, Filtered by User Permissions, (Org = 130, Online/Offline = N, Period = 11, UnPosted JEs? = N, Assets and Liabilities? = N, Restricted Accts? = Y, Objct = 5, Obj Digits = 0, Page Break Lvl =)

Balances through 05/31/2023						Fiscal Year 2022/23
Funds- Func- Obj ct - Pr gm- Locat n- JbCl - Opt nl	Description	Adopted Budget	Revised Budget	Encumbered	Expenditure	Account Balance
Funds 24330 - ESSER III, Func 1000 - Instruction (continued)						
24330- 1000- 52112- 1010- 001118- 1411- 00000	ERARetireeHlth		1,508.00	282.10	1,381.39	155.49-
24330- 1000- 52112- 2000- 001118- 1712- 00000	ERARetireeHlth		111,087.00	157.95	355.00	110,574.05
24330- 1000- 52210- 1010- 001118- 1411- 00000	FICA Payments		4,455.00	816.50	4,271.54	633.04-
24330- 1000- 52210- 1010- 001118- 1711- 00000	FICA Payments				123.38	123.38-
24330- 1000- 52210- 2000- 001118- 1712- 00000	FICA Payments		13,410.00	489.60	1,100.45	11,819.95
24330- 1000- 52220- 1010- 001118- 1411- 00000	MedicarePaymnts		1,042.00	190.94	998.97	147.91-
24330- 1000- 52220- 1010- 001118- 1711- 00000	MedicarePaymnts				28.88	28.88-
24330- 1000- 52220- 2000- 001118- 1712- 00000	MedicarePaymnts		269.00	114.50	257.39	102.89-
24330- 1000- 52311- 1010- 001118- 1411- 00000	Hth&MedPremiums		4,384.00	1,043.65	3,496.68	156.33-
24330- 1000- 52311- 2000- 001118- 1712- 00000	Hth&MedPremiums		2,238.00		3,807.80	1,569.80-
24330- 1000- 52312- 1010- 001118- 1411- 00000	Life		60.00	13.15	47.34	.49-
24330- 1000- 52312- 2000- 001118- 1712- 00000	Life		56.00	19.55	51.48	15.03-
24330- 1000- 52313- 1010- 001118- 1411- 00000	Dental		180.00	42.90	137.28	.18-
24330- 1000- 52314- 1010- 001118- 1411- 00000	Vision		240.00	9.40	30.08	200.52
24330- 1000- 52315- 2000- 001118- 1712- 00000	Disability				7.23	7.23-
24330- 1000- 52500- 1010- 001118- 1411- 00000	UnemploymntComp		195.00	1.48	225.66	32.14-
24330- 1000- 52500- 1010- 001118- 1711- 00000	UnemploymntComp				6.55	6.55-
24330- 1000- 52500- 2000- 001118- 1712- 00000	UnemploymntComp		624.00	26.05	58.55	539.40
24330- 1000- 52720- 1010- 001118- 1411- 00000	WorkrsCompERFee		496.00	2.30	9.20	484.50
24330- 1000- 52720- 2000- 001118- 1712- 00000	WorkrsCompERFee		7.00	3.42	6.56	2.98-
24330- 1000- 53330- 1010- 001118- 0000- 00000	ProfessDevelop		13,038.00	4,100.00	6,350.00	2,588.00
24330- 1000- 53414- 1010- 001118- 0000- 00000	OthProfTech Svcs		72,530.00	315.18	9,037.88	63,176.94
24330- 1000- 55819- 0000- 001118- 0000- 00000	EmpTravTeachers			244.24		244.24-
24330- 1000- 55819- 1010- 001118- 0000- 00000	EmpTravTeachers		245.00			245.00
24330- 1000- 55915- 1010- 001118- 0000- 00000	OthContract Svcs		60,000.00	16,363.68	43,636.32	
24330- 1000- 56113- 1010- 001118- 0000- 00000	Software		34,090.00		34,055.25	34.75
24330- 1000- 56118- 1010- 001118- 0000- 00000	GenSuppliesMats		56,180.00	1,199.86		54,980.14
24330- 1000- 56119- 1010- 001118- 0000- 00000	SupAst<5K		1,374.00		1,374.00	
Total for Func 1000 and Expense accounts		.00	853,662.00	51,212.73	237,678.65	564,770.62
Funds 24330 - ESSER III, Func 2100 - SuppSvcsStudnts						
24330- 2100- 51100- 0000- 001118- 1214- 00000	SalariesExpense, Couns-Soc		29,953.00		4,452.36	25,500.64
24330- 2100- 51100- 0000- 001118- 1218- 00000	SalariesExpense, SchlStude				8,230.94-	8,230.94
24330- 2100- 51200- 0000- 001118- 1218- 00000	OvertimeExpense, SchlStude				19.80	19.80-
24330- 2100- 51300- 0000- 001118- 1218- 00000	AddtnlCompenstn, SchlStude				28.64	28.64-
24330- 2100- 52111- 0000- 001118- 1214- 00000	EducRetirement		5,137.00			5,137.00
24330- 2100- 52111- 0000- 001118- 1218- 00000	EducRetirement				1,403.30-	1,403.30
Selection Grouped by Account Type, Filtered by User Permissions, (Org = 130, Online/Offline = N, Period = 11, UnPosted JEs? = N, Assets and Liabilities? = N, Restricted Accts? = Y, Objct = 5, Obj Digits = 0, Page Break Lvl =)						SCHOOLABILITY

Balances through 05/31/2023						Fiscal Year 2022/23	
Funds- Func- Obj ct - Pr gm- Locat n- Jb Cl - Opt nl	Description	Adopted Budget	Revised Budget	Encumbered	Expenditure	Account Balance	
Funds 24330 - ESSER III, Func 2100 - SuppSvcsStudnts (continued)							
24330-2100-52112-0000-001118-1214-00000	ERARetireeHlth		600.00			600.00	
24330-2100-52112-0000-001118-1218-00000	ERARetireeHlth				163.65-	163.65	
24330-2100-52210-0000-001118-1214-00000	FICA Payments		1,848.00		276.05	1,571.95	
24330-2100-52210-0000-001118-1218-00000	FICA Payments				507.32-	507.32	
24330-2100-52220-0000-001118-1214-00000	MedicarePaymnts		433.00		64.56	368.44	
24330-2100-52220-0000-001118-1218-00000	MedicarePaymnts				118.65-	118.65	
24330-2100-52311-0000-001118-1214-00000	Hth&MedPremiums		20.00			20.00	
24330-2100-52311-0000-001118-1218-00000	Hth&MedPremiums				559.26	559.26-	
24330-2100-52312-0000-001118-1214-00000	Life		32.00			32.00	
24330-2100-52312-0000-001118-1218-00000	Life				2.33	2.33-	
24330-2100-52313-0000-001118-1214-00000	Dental		180.00			180.00	
24330-2100-52314-0000-001118-1214-00000	Vision		35.00			35.00	
24330-2100-52315-0000-001118-1214-00000	Disability		148.00			148.00	
24330-2100-52500-0000-001118-1214-00000	UnemploymntComp		90.00		14.69	75.31	
24330-2100-52500-0000-001118-1218-00000	UnemploymntComp				27.00-	27.00	
24330-2100-52720-0000-001118-1218-00000	WorkrsCompERFee				.34	.34-	
24330-2100-53330-0000-001118-0000-00000	ProfessDevelop		4,000.00	2,000.00		2,000.00	
24330-2100-53414-0000-001118-0000-00000	OthProfTechSvcs		129,200.00			129,200.00	
24330-2100-56119-0000-001118-0000-00000	SupAst<5K		39,700.00	2,396.00	39,700.00	2,396.00-	
Total for Func 2100 and Expense accounts		.00	211,376.00	4,396.00	34,667.17	172,312.83	
Funds 24330 - ESSER III, Func 2200 - Suppt Svcs Inst							
24330-2200-56113-0000-001118-0000-00000	Software		13,133.00		13,132.05	.95	
Total for Func 2200 and Expense accounts		.00	13,133.00	.00	13,132.05	.95	
Funds 24330 - ESSER III, Func 2600 - Op&MaintofPlant							
24330-2600-51100-0000-001118-1615-00000	SalariesExpense,Custodial		18,376.00	2,826.96	15,548.28	.76	
24330-2600-51200-0000-001118-1615-00000	OvertimeExpense,Custodial				49.23	49.23-	
24330-2600-51300-0000-001118-1615-00000	AddtnlCompenstn,Custodial		558.00		627.82	69.82-	
24330-2600-52111-0000-001118-1615-00000	EducRetirement		2,036.00	484.84	2,782.71	1,231.55-	
24330-2600-52112-0000-001118-1615-00000	ERARetireeHlth		238.00	56.52	324.41	142.93-	
24330-2600-52210-0000-001118-1615-00000	FICA Payments		736.00	175.28	1,006.01	445.29-	
24330-2600-52220-0000-001118-1615-00000	MedicarePaymnts		173.00	41.00	235.30	103.30-	
24330-2600-52312-0000-001118-1615-00000	Life		40.00	10.52	52.60	23.12-	
24330-2600-52500-0000-001118-1615-00000	UnemploymntComp		40.00	9.32	53.49	22.81-	
24330-2600-52720-0000-001118-1615-00000	WorkrsCompERFee		5.00	2.30	6.90	4.20-	
24330-2600-55915-0000-001118-0000-00000	OthContractSvcs		17,863.00			17,863.00	
Selection Grouped by Account Type, Filtered by User Permissions, (Org = 130, Online/Offline = N, Period = 11, UnPosted JEs? = N, Assets and Liabilities? = N, Restricted Accts? = Y, Objct = 5, Obj Digits = 0, Page Break Lvl =)							

Balances through 05/31/2023

Fiscal Year 2022/23

Funds- Func- Obj ct - Pr gm- Locat n- JbCl - Opt nl	Description	Adopted Budget	Revised Budget	Encumbered	Expenditure	Account Balance
Total for Func 2600 and Expense accounts		.00	40,065.00	3,606.74	20,686.75	15,771.51
Total for Funds 24330		.00	1,118,236.00	59,215.47	306,164.62	752,855.91
Funds 25153 - TitleXIX-3/21Yr, Func 2100 - SuppSvcsStudnts						
25153- 2100- 55915- 0000- 001118- 0000- 00000	OthContractSvcs		58,380.00		4,572.43	53,807.57
25153- 2100- 55915- 2000- 001118- 0000- 00000	OthContractSvcs	44,899.00	20,000.00	6,410.06	18,856.27	5,266.33-
Total for Funds 25153, Func 2100 and Expense accounts		44,899.00	78,380.00	6,410.06	23,428.70	48,541.24
Funds 25171 - Child&AdultFood, Func 3100 - FoodSvcsOpertns						
25171- 3100- 51100- 0000- 001118- 1217- 00000	SalariesExpense,SecClerTe		10,266.00	2,235.00	9,354.51	1,323.51-
25171- 3100- 51200- 0000- 001118- 1217- 00000	OvertimeExpense,SecClerTe				136.20	136.20-
25171- 3100- 51300- 0000- 001118- 1217- 00000	AddtnlCompenstn,SecClerTe				296.03	296.03-
25171- 3100- 52111- 0000- 001118- 1217- 00000	EducRetirement			383.33	1,678.47	2,061.80-
25171- 3100- 52112- 0000- 001118- 1217- 00000	ERARetireeHlth			44.68	195.74	240.42-
25171- 3100- 52210- 0000- 001118- 1217- 00000	FICA Payments			138.57	606.70	745.27-
25171- 3100- 52220- 0000- 001118- 1217- 00000	MedicarePaymnts			32.43	141.99	174.42-
25171- 3100- 52312- 0000- 001118- 1217- 00000	Life			8.58	23.78	32.36-
25171- 3100- 52500- 0000- 001118- 1217- 00000	UnemploymntComp			7.40	32.34	39.74-
25171- 3100- 52720- 0000- 001118- 1217- 00000	WorkrsCompERFee			1.71	4.01	5.72-
25171- 3100- 55915- 0000- 001118- 0000- 00000	OthContractSvcs		198,000.00	12,777.42	77,222.58	108,000.00
25171- 3100- 56116- 0000- 001118- 0000- 00000	Food		34,767.00		2,552.83	32,214.17
25171- 3100- 57331- 0000- 001118- 0000- 00000	FixedAssets>\$5k		6,069.00			6,069.00
Total for Funds 25171, Func 3100 and Expense accounts		.00	249,102.00	15,629.12	92,245.18	141,227.70
Funds 25205 - GearUpNMlnit, Func 1000 - Instruction						
25205- 1000- 51100- 1010- 001118- 1411- 00000	SalariesExpense,Teachers		14,160.00	2,731.50	11,427.89	.61
25205- 1000- 51300- 1010- 001118- 1411- 00000	AddtnlCompenstn,Teachers				150.00	150.00-
25205- 1000- 51300- 9000- 001118- 1621- 00000	AddtnlCompenstn,Sum/After		150.00		150.00	
25205- 1000- 52111- 1010- 001118- 1411- 00000	EducRetirement		2,507.00	468.45	1,959.88	78.67
25205- 1000- 52111- 9000- 001118- 1621- 00000	EducRetirement		26.00		25.73	.27
25205- 1000- 52112- 1010- 001118- 1411- 00000	ERARetireeHlth		308.00	54.60	228.43	24.97
25205- 1000- 52112- 9000- 001118- 1621- 00000	ERARetireeHlth		3.00		3.00	
25205- 1000- 52210- 1010- 001118- 1411- 00000	FICA Payments		953.00	149.25	645.47	158.28
25205- 1000- 52210- 9000- 001118- 1621- 00000	FICA Payments		10.00		9.30	.70
25205- 1000- 52220- 1010- 001118- 1411- 00000	MedicarePaymnts		222.00	34.95	151.08	35.97
25205- 1000- 52220- 9000- 001118- 1621- 00000	MedicarePaymnts		3.00		2.17	.83
25205- 1000- 52311- 1010- 001118- 1411- 00000	Hth&MedPremiums		2,234.00	466.35	1,766.85	.80
25205- 1000- 52312- 1010- 001118- 1411- 00000	Life		13.00	2.60	9.88	.52
25205- 1000- 52313- 1010- 001118- 1411- 00000	Dental		79.00	16.30	61.94	.76
Selection Grouped by Account Type, Filtered by User Permissions, (Org = 130, Online/Offline = N, Period = 11, UnPosted JEs? = N, Assets and Liabilities? = N, Restricted Accts? = Y, Objct = 5, Obj Digits = 0, Page Break Lvl =)						

Balances through 05/31/2023						Fiscal Year 2022/23	
Funds- Func- Obj ct - Pr gm- Locat n- JbCl - Opt nl	Description	Adopted Budget	Revised Budget	Encumbered	Expenditure	Account Balance	
Funds 25205 - GearUpNMInit, Func 1000 - Instruction (continued)							
25205- 1000- 52314- 1010- 001118- 1411- 00000	Vision		16.00	3.15	11.95	.90	
25205- 1000- 52315- 1010- 001118- 1411- 00000	Disability		47.00	10.30	36.13	.57	
25205- 1000- 52500- 1010- 001118- 1411- 00000	UnemploymntComp		14.00		18.90	4.90-	
25205- 1000- 52500- 9000- 001118- 1621- 00000	UnemploymntComp		1.00		.50	.50	
25205- 1000- 52710- 1010- 001118- 1411- 00000	WorkersCompPrem		253.00		253.00		
25205- 1000- 52720- 1010- 001118- 1411- 00000	WorkrsCompERFee		2.00	.46	1.38	.16	
25205- 1000- 53330- 1010- 001118- 0000- 00000	ProfessDevelop		8,420.00	1,900.00	1,580.00	4,940.00	
25205- 1000- 53711- 1010- 001118- 0000- 00000	Other Charges		1,988.00	400.00	1,987.25	399.25-	
25205- 1000- 55817- 1010- 001118- 0000- 00000	Student Travel		600.00		225.00	375.00	
25205- 1000- 55819- 1010- 001118- 0000- 00000	EmpTravTeachers		1,424.00	4,487.36	95.00	3,158.36-	
25205- 1000- 56112- 1010- 001118- 0000- 00000	Other Textbooks		1,298.00		1,297.80	.20	
25205- 1000- 56113- 1010- 001118- 0000- 00000	Software		4,518.00		4,518.00		
25205- 1000- 56118- 1010- 001118- 0000- 00000	GenSuppliesMats		8,678.00	4,170.73	2,399.00	2,108.27	
25205- 1000- 56119- 1010- 001118- 0000- 00000	SupAst<5K		2,195.00	8,976.68	2,194.18	8,975.86-	
Total for Func 1000 and Expense accounts			.00	50,122.00	23,872.68	31,209.71	4,960.39-
Funds 25205 - GearUpNMInit, Func 2500 - Central Svcs							
25205- 2500- 53330- 0000- 001118- 0000- 00000	ProfessDevelop		3,837.00			3,837.00	
Total for Func 2500 and Expense accounts			.00	3,837.00	.00	.00	3,837.00
Funds 25205 - GearUpNMInit, Func 3100 - FoodSvcsOpertns							
25205- 3100- 56116- 0000- 001118- 0000- 00000	Food		2,500.00		446.50	2,053.50	
Total for Func 3100 and Expense accounts			.00	2,500.00	.00	446.50	2,053.50
Total for Funds 25205			.00	56,459.00	23,872.68	31,656.21	930.11
Funds 26107 - RECDistFisclAgt, Func 1000 - Instruction							
26107- 1000- 51100- 1010- 001118- 1711- 00000	SalariesExpense,InstAsst1		205,000.00	37,109.45	171,403.19	3,512.64-	
26107- 1000- 51200- 1010- 001118- 1711- 00000	OvertimeExpense,InstAsst1				2,514.45	2,514.45-	
26107- 1000- 51300- 1010- 001118- 1411- 00000	AddtnlCompenstn,Teachers				1,750.00	1,750.00-	
26107- 1000- 51300- 1010- 001118- 1711- 00000	AddtnlCompenstn,InstAsst1		16,400.00		7,968.65	8,431.35	
26107- 1000- 52111- 1010- 001118- 1711- 00000	EducRetirement		37,621.00	6,364.20	30,153.51	1,103.29	
26107- 1000- 52112- 1010- 001118- 1711- 00000	ERARetireeHlth		4,348.00	742.10	3,468.05	137.85	
26107- 1000- 52210- 1010- 001118- 1411- 00000	FICA Payments				108.51	108.51-	
26107- 1000- 52210- 1010- 001118- 1711- 00000	FICA Payments		13,479.00	2,257.00	11,041.73	180.27	
26107- 1000- 52220- 1010- 001118- 1411- 00000	MedicarePaymnts				25.41	25.41-	
26107- 1000- 52220- 1010- 001118- 1711- 00000	MedicarePaymnts		3,152.00	527.75	2,565.92	58.33	
26107- 1000- 52311- 1010- 001118- 1711- 00000	Hth&MedPremiums			1,043.65	6,423.65	7,467.30-	
26107- 1000- 52312- 1010- 001118- 1711- 00000	Life			105.20	389.24	494.44-	

Selection Grouped by Account Type, Filtered by User Permissions, (Org = 130, Online/Offline = N, Period = 11, UnPosted JEs? = N, Assets and Liabilities? = N, Restricted Accts? = Y, Objct = 5, Obj Digits = 0, Page Break Lvl =)

Balances through 05/31/2023						Fiscal Year 2022/23	
Funds- Func- Obj ct - Pr gm- Locat n- JbCl - Opt nl	Description	Adopted Budget	Revised Budget	Encumbered	Expenditure	Account Balance	
Funds 26107 - RECDistFisclAgt, Func 1000 - Instruction (continued)							
26107- 1000- 52313- 1010- 001118- 1711- 00000	Dental				74.56	74.56-	
26107- 1000- 52314- 1010- 001118- 1711- 00000	Vision				39.28	39.28-	
26107- 1000- 52500- 1010- 001118- 1411- 00000	UnemploymntComp				5.46	5.46-	
26107- 1000- 52500- 1010- 001118- 1711- 00000	UnemploymntComp			122.50	561.62	684.12-	
26107- 1000- 52720- 1010- 001118- 1711- 00000	WorkrsCompERFee			18.40	59.80	78.20-	
26107- 1000- 53711- 1010- 001118- 0000- 00000	Other Charges		1,840.00			1,840.00	
Total for Funds 26107, Func 1000 and Expense accounts		.00	281,840.00	48,290.25	238,553.03	5,003.28-	
Funds 27107 - 2012GOBondsSB66, Func 2200 - Suppt Svcs Inst							
27107- 2200- 56114- 0000- 001118- 0000- 00000	LibraryAudioVis	3,713.00	3,713.00	2,513.29		1,199.71	
Total for Funds 27107, Func 2200 and Expense accounts		3,713.00	3,713.00	2,513.29	.00	1,199.71	
Funds 27109 - IM- GAA, Func 1000 - Instruction							
27109- 1000- 56111- 1010- 001118- 0000- 00000	InsMatCsh50%Txb			3,500.58		3,500.58-	
Total for Funds 27109, Func 1000 and Expense accounts		.00	.00	3,500.58	.00	3,500.58-	
Funds 27149 - PreK Initiative, Func 1000 - Instruction							
27149- 1000- 51100- 0000- 001118- 1611- 00000	SalariesExpense,SubsSickL		42.00		42.00		
27149- 1000- 51100- 1010- 001118- 1414- 00000	SalariesExpense,TeachersP	122,204.00	132,009.00	25,386.20	106,622.04	.76	
27149- 1000- 51100- 1010- 001118- 1714- 00000	SalariesExpense,InstAsstP	18,809.00	23,315.00	4,480.40	18,833.77	.83	
27149- 1000- 51200- 1010- 001118- 1714- 00000	OvertimeExpense,InstAsstP		739.00		738.02	.98	
27149- 1000- 51300- 1010- 001118- 1414- 00000	AddtnlCompenstn,TeachersP	7,113.00					
27149- 1000- 51300- 1010- 001118- 1714- 00000	AddtnlCompenstn,InstAsstP	2,300.00	118.00		118.45	.45-	
27149- 1000- 52111- 0000- 001118- 1611- 00000	EducRetirement		8.00		7.20	.80	
27149- 1000- 52111- 0000- 001118- 2000- 00000	EducRetirement	25,802.00					
27149- 1000- 52111- 1010- 001118- 1414- 00000	EducRetirement		22,640.00	4,353.70	18,285.54	.76	
27149- 1000- 52111- 1010- 001118- 1714- 00000	EducRetirement		4,146.00	768.40	3,376.87	.73	
27149- 1000- 52112- 0000- 001118- 1611- 00000	ERARetireeHlth				.84	.84-	
27149- 1000- 52112- 0000- 001118- 2000- 00000	ERARetireeHlth	3,012.00					
27149- 1000- 52112- 1010- 001118- 1414- 00000	ERARetireeHlth		2,641.00	507.70	2,132.34	.96	
27149- 1000- 52112- 1010- 001118- 1714- 00000	ERARetireeHlth		484.00	89.60	393.77	.63	
27149- 1000- 52210- 0000- 001118- 1611- 00000	FICA Payments		3.00		2.61	.39	
27149- 1000- 52210- 0000- 001118- 2000- 00000	FICA Payments	9,329.00					
27149- 1000- 52210- 1010- 001118- 1414- 00000	FICA Payments		8,185.00	1,573.90	6,610.38	.72	
27149- 1000- 52210- 1010- 001118- 1714- 00000	FICA Payments		1,368.00	250.50	1,116.87	.63	
27149- 1000- 52220- 0000- 001118- 1611- 00000	MedicarePaymnts				.61	.61-	
27149- 1000- 52220- 0000- 001118- 2000- 00000	MedicarePaymnts	2,184.00					
27149- 1000- 52220- 1010- 001118- 1414- 00000	MedicarePaymnts		1,915.00	368.10	1,546.02	.88	

Selection Grouped by Account Type, Filtered by User Permissions, (Org = 130, Online/Offline = N, Period = 11, UnPosted JEs? = N, Assets and Liabilities? = N, Restricted Accts? = Y, Object = 5, Obj Digits = 0, Page Break Lvl =)

Balances through 05/31/2023						Fiscal Year 2022/23
Funds- Func- Obj ct - Pr gm- Locat n- JbCl - Opt nl	Description	Adopted Budget	Revised Budget	Encumbered	Expenditure	Account Balance
Funds 27149 - PreK Initiative, Func 1000 - Instruction (continued)						
27149- 1000- 52220- 1010- 001118- 1714- 00000	MedicarePaymnts		320.00	58.60	261.18	.22
27149- 1000- 52311- 1010- 001118- 1714- 00000	Hth&MedPremiums		3,611.00	784.00	2,826.69	.31
27149- 1000- 52312- 0000- 001118- 2000- 00000	Life	171.00				
27149- 1000- 52312- 1010- 001118- 1414- 00000	Life		121.00	26.30	94.68	.02
27149- 1000- 52312- 1010- 001118- 1714- 00000	Life		64.00	13.15	49.97	.88
27149- 1000- 52313- 1010- 001118- 1714- 00000	Dental		103.00	23.30	79.59	.11
27149- 1000- 52314- 1010- 001118- 1714- 00000	Vision		39.00	10.15	28.42	.43
27149- 1000- 52315- 1010- 001118- 1714- 00000	Disability		63.00	18.30	43.92	.78
27149- 1000- 52500- 0000- 001118- 1611- 00000	UnemploymntComp				.13	.13-
27149- 1000- 52500- 0000- 001118- 2000- 00000	UnemploymntComp	270.00				
27149- 1000- 52500- 1010- 001118- 1414- 00000	UnemploymntComp		177.00	1.61	175.06	.33
27149- 1000- 52500- 1010- 001118- 1714- 00000	UnemploymntComp		80.00	14.80	65.01	.19
27149- 1000- 52710- 0000- 001118- 2000- 00000	WorkersCompPrem	2,511.00				
27149- 1000- 52710- 1010- 001118- 1414- 00000	WorkersCompPrem		2,176.00		2,176.00	
27149- 1000- 52710- 1010- 001118- 1714- 00000	WorkersCompPrem		335.00		335.00	
27149- 1000- 52720- 0000- 001118- 2000- 00000	WorkrsCompERFee	30.00				
27149- 1000- 52720- 1010- 001118- 1414- 00000	WorkrsCompERFee		19.00	4.60	13.80	.60
27149- 1000- 52720- 1010- 001118- 1714- 00000	WorkrsCompERFee		10.00	2.30	6.90	.80
27149- 1000- 53330- 1010- 001118- 0000- 00000	ProfessDevelop		390.00		390.00	
27149- 1000- 56118- 1010- 001118- 0000- 00000	GenSuppliesMats	56,440.00	50,607.00	6,802.87	34,305.00	9,499.13
27149- 1000- 56119- 1010- 001118- 0000- 00000	SupAst<5K	10,001.00	1,574.00		1,574.58	.58-
Total for Func 1000 and Expense accounts		260,176.00	257,302.00	45,538.48	202,253.26	9,510.26
Funds 27149 - PreK Initiative, Func 2100 - SuppSvcsStudnts						
27149- 2100- 51100- 0000- 001118- 1216- 00000	SalariesExpense,HealthAss		3,505.00	539.16	2,965.38	.46
27149- 2100- 51200- 0000- 001118- 1216- 00000	OvertimeExpense,HealthAss		342.00		341.64	.36
27149- 2100- 51300- 0000- 001118- 1216- 00000	AddtnlCompenstn,HealthAss		34.00		33.90	.10
27149- 2100- 52111- 0000- 001118- 1216- 00000	EducRetirement		550.00		573.05	23.05-
27149- 2100- 52112- 0000- 001118- 1216- 00000	ERARetireeHlth		65.00		66.90	1.90-
27149- 2100- 52210- 0000- 001118- 1216- 00000	FICA Payments		183.00		189.53	6.53-
27149- 2100- 52220- 0000- 001118- 1216- 00000	MedicarePaymnts		43.00		44.22	1.22-
27149- 2100- 52311- 0000- 001118- 1216- 00000	Hth&MedPremiums		398.00		418.32	20.32-
27149- 2100- 52312- 0000- 001118- 1216- 00000	Life		5.00		5.20	.20-
27149- 2100- 52313- 0000- 001118- 1216- 00000	Dental		18.00		18.60	.60-
27149- 2100- 52314- 0000- 001118- 1216- 00000	Vision		4.00		3.82	.18
27149- 2100- 52315- 0000- 001118- 1216- 00000	Disability		9.00		9.12	.12-
27149- 2100- 52500- 0000- 001118- 1216- 00000	UnemploymntComp		7.00		7.03	.03-

Selection Grouped by Account Type, Filtered by User Permissions, (Org = 130, Online/Offline = N, Period = 11, UnPosted JEs? = N, Assets and Liabilities? = N, Restricted Accts? = Y, Objct = 5, Obj Digits = 0, Page Break Lvl =)

Balances through 05/31/2023						Fiscal Year 2022/23	
Funds- Func- Obj ct - Pr gm- Locat n- Jb Cl - Opt nl	Description	Adopted Budget	Revised Budget	Encumbered	Expenditure	Account Balance	
Funds 27149 - PreK Initiative, Func 2100 - SuppSvcsStudnts (continued)							
27149- 2100- 52720- 0000- 001118- 1216- 00000	WorkrsCompERFee				.69	.69-	
27149- 2100- 53330- 2000- 001118- 0000- 00000	ProfessDevelop		195.00		195.00		
Total for Func 2100 and Expense accounts		.00	5,358.00	539.16	4,872.40	53.56-	
Funds 27149 - PreK Initiative, Func 2500 - Central Svcs							
27149- 2500- 55400- 0000- 001118- 0000- 00000	Advertising		1,845.00	1,234.79	609.87	.34	
Total for Func 2500 and Expense accounts		.00	1,845.00	1,234.79	609.87	.34	
Funds 27149 - PreK Initiative, Func 2600 - Op&MaintofPlant							
27149- 2600- 56119- 0000- 001118- 0000- 00000	SupAst<5K	10,000.00					
27149- 2600- 57331- 0000- 001118- 0000- 00000	FixedAssets>\$5k		5,671.00	5,670.88		.12	
Total for Func 2600 and Expense accounts		10,000.00	5,671.00	5,670.88	.00	.12	
Total for Funds 27149		270,176.00	270,176.00	52,983.31	207,735.53	9,457.16	
Funds 27155 - BrkfastElemStud, Func 3100 - FoodSvcsOpertns							
27155- 3100- 56116- 0000- 001118- 0000- 00000	Food	4,899.00	4,899.00			4,899.00	
Total for Funds 27155, Func 3100 and Expense accounts		4,899.00	4,899.00	.00	.00	4,899.00	
Funds 27183 - NM Grown FVV, Func 3100 - FoodSvcsOpertns							
27183- 3100- 56116- 0000- 001118- 0000- 00000	Food		6,000.00		5,990.00	10.00	
Total for Funds 27183, Func 3100 and Expense accounts		.00	6,000.00	.00	5,990.00	10.00	
Funds 28208 - ECECD, Func 3100 - FoodSvcsOpertns							
28208- 3100- 56116- 0000- 001118- 0000- 00000	Food		1,350.00			1,350.00	
28208- 3100- 56118- 0000- 001118- 0000- 00000	GenSuppliesMats		1,050.00		480.00	570.00	
28208- 3100- 56119- 0000- 001118- 0000- 00000	SupAst<5K		600.00	329.96		270.04	
Total for Funds 28208, Func 3100 and Expense accounts		.00	3,000.00	329.96	480.00	2,190.04	
Funds 28211 - Covid Testing, Func 2100 - SuppSvcsStudnts							
28211- 2100- 55915- 2000- 001118- 0000- 00000	OthContractSvcs		58,030.00		11,733.67	46,296.33	
Total for Funds 28211, Func 2100 and Expense accounts		.00	58,030.00	.00	11,733.67	46,296.33	
Funds 29107 - City/CntyGrants, Func 1000 - Instruction							
29107- 1000- 56118- 1010- 001118- 0000- 00000	GenSuppliesMats			4,369.78		4,369.78-	
Total for Funds 29107, Func 1000 and Expense accounts		.00	.00	4,369.78	.00	4,369.78-	
Funds 31200 - PubSchCapOutlay, Func 4000 - Capital Outlay							
31200- 4000- 54610- 0000- 001118- 0000- 00000	RentLandBldngs		301,772.00	25,147.64	276,624.36		
Total for Funds 31200, Func 4000 and Expense accounts		.00	301,772.00	25,147.64	276,624.36	.00	
Funds 31600 - CapImprvmtsHB33, Func 2300 - SupptSvcs-Admin							
31600- 2300- 53712- 0000- 001118- 0000- 00000	CityTaxCollCost	5,433.00	26,706.00		2,261.91	24,444.09	

Selection Grouped by Account Type, Filtered by User Permissions, (Org = 130, Online/Offline = N, Period = 11, UnPosted JEs? = N, Assets and Liabilities? = N, Restricted Accts? = Y, Objct = 5, Obj Digits = 0, Page Break Lvl =)

Balances through 05/31/2023					Fiscal Year 2022/23	
Funds- Func- Obj ct - Pr gm- Locat n- JbCl - Opt nl	Description	Adopted Budget	Revised Budget	Encumbered	Expenditure	Account Balance
Total for Func 2300 and Expense accounts		5,433.00	26,706.00	.00	2,261.91	24,444.09
Funds 31600 - CapImprvmtsHB33, Func 4000 - Capital Outlay						
31600-4000-54320-0000-001118-0000-00000	Tech-R&M			5,681.87		5,681.87-
31600-4000-57200-0000-001118-0000-00000	BuildingPurchase	1,689,752.00	1,689,752.00			1,689,752.00
Total for Func 4000 and Expense accounts		1,689,752.00	1,689,752.00	5,681.87	.00	1,684,070.13
Total for Funds 31600		1,695,185.00	1,716,458.00	5,681.87	2,261.91	1,708,514.22
Funds 31701 - CapImprvsSB9Loc, Func 2300 - SupptSvcs-Admin						
31701-2300-53712-0000-001118-0000-00000	CityTaxCollCost	2,700.00	2,700.00		1,143.44	1,556.56
Total for Func 2300 and Expense accounts		2,700.00	2,700.00	.00	1,143.44	1,556.56
Funds 31701 - CapImprvsSB9Loc, Func 4000 - Capital Outlay						
31701-4000-54315-0000-001118-0000-00000	MntRepBlgsGrdEq	41,500.00	220,899.00			220,899.00
31701-4000-56119-0000-001118-0000-00000	SupAst<5K		193,386.00	78,810.67	17,351.52	97,223.81
31701-4000-57200-0000-001118-0000-00000	BuildingPurchase	205,195.00	205,195.00			205,195.00
31701-4000-57331-0000-001118-0000-00000	FixedAssets>\$5k		187,690.00	35,864.33	15,515.98	136,309.69
Total for Func 4000 and Expense accounts		246,695.00	807,170.00	114,675.00	32,867.50	659,627.50
Total for Funds 31701		249,395.00	809,870.00	114,675.00	34,010.94	661,184.06
Funds 31703 - SB9 SMCash, Func 4000 - Capital Outlay						
31703-4000-56119-0000-001118-0000-00000	SupAst<5K	9,854.00	41,896.00		21,835.65	20,060.35
31703-4000-57200-0000-001118-0000-00000	BuildingPurchase	22,633.00	5,917.00			5,917.00
Total for Funds 31703, Func 4000 and Expense accounts		32,487.00	47,813.00	.00	21,835.65	25,977.35
Total for Org 130 - Christine Duncan Heritage		8,413,893.00	11,498,876.00	1,455,976.85	6,320,984.35	3,721,914.80