

Christine Duncan Heritage Academy
Financial Update
April 19, 2023

A. BARs

	<u>BAR #</u>	<u>Fund Description</u>	<u>Reason/Type</u>	<u>Amount</u>
1	2223-0042-IB	28208 - ECECD	To budget FY23 Award	\$ 3,000
2	2223-0043-I	11000 - Operational	Cash carryover	\$ 206,530
3	2223-0045-I	21000 - Food Services	Increase true up carry over from FY22	\$ 88,923
4	2223-0047-IB	24183 - USDA Equipment Act	To budget FY22 carryover and final allocation	\$ 6,601
4	2223-0048-I	25171 - Child & Adult Food Program	Cash carryover	\$ 34,767
5	2223-0052-I	31600 - Capital Improvements HB33	Cash carryover	\$ 21,273
6	2223-0055-I	23000 - Non Instructional Support	To budget actual revenue	\$ 18,120

B. Payroll & Accounts Payable Payment Vouchers

1 March 2023

C. Financial Statement Reports - as of March 31, 2023

1 Financial Analysis
 2 Bank Reconciliations

D. Other

1 None

Must submit backup for all BARs,
except transfers of funds for SEG or
direct grants

STATE OF NEW MEXICO
PUBLIC EDUCATION DEPARTMENT
300 Don Gaspar Santa Fe, NM 87501-2786
Budget Adjustment Request

Doc. ID: 001-118-2223-0042-IB

Fund Type: Direct Grant

Adjustment Type: Initial Budget

Fiscal Year: 2022-2023

Entity Name: Christine Duncan Heritage Academy

Adjustment Changes Intent/Scope of Program Yes or No?: No

Contact: Sarah Estrada, Business Manager

Total Approved Budget (Flowthrough):

Phone: 5755457288

Email: sarah@k12accounting.com

FLOWTHROUGH ONLY	Budget Period: 2022-07-01	To: 2023-06-30
	A. Approved Carryover:	
	B. Total Current Year Allocation:	
	D. Total Funding Available:	

Revenue 28208.0000.43203 \$3,000

Fund	Function	Object	Program	Location	Job Class	Present Budget	Adj Amt Exp	Adj Budget	ADD'L FTE
28208 ECECD Direct	3100 Food Services Operations	56116 Food	0000 No Program	001118 Christine Duncan Heritage Academy	0000 No Job Class		\$1,350	\$1,350	
28208 ECECD Direct	3100 Food Services Operations	56118 General Supplies and Materials	0000 No Program	001118 Christine Duncan Heritage Academy	0000 No Job Class		\$1,050	\$1,050	
28208 ECECD Direct	3100 Food Services Operations	56119 Supply Assets (\$5,000 or less).	0000 No Program	001118 Christine Duncan Heritage Academy	0000 No Job Class		\$600	\$600	
Sub Total							\$3,000		
Indirect Cost									
DOC. TOTAL							\$3,000		

Justification:

To budget FY23 award

Compliance with Sections 10-15-1 and 22-8-12, NMSA, 1978 Compilation:

A. The requested budget/changes were authorized at a scheduled Board of Education or Governance Council meeting open to the public on:

B. Justification for the transfer: Explanation such as "underbudgeted", "insufficient budget", or "needed to close out Project" ARE NOT ACCEPTABLE. Attach additional sheets if necessary.

ALL TRANSFER BARS MUST NET OUT TO ZERO ON THE DOC. TOTAL LINE.

Must submit backup for all BARs, except transfers of funds for SEG or direct grants

STATE OF NEW MEXICO
PUBLIC EDUCATION DEPARTMENT
 300 Don Gaspar Santa Fe, NM 87501-2786
Budget Adjustment Request

Doc. ID: 001-118-2223-0043-I
 Fund Type: General Fund / Capital Outlay / Debt Service

Adjustment Type: Increase

Fiscal Year: 2022-2023

Entity Name: Christine Duncan Heritage Academy

Adjustment Changes Intent/Scope of Program Yes or No?: No

Contact: Sarah Estrada, Business Manager

Total Approved Budget (Flowthrough):

Phone: 5755457288

Email: sarah@k12accounting.com

FLOWTHROUGH ONLY	Budget Period: 2022-07-01	To: 2023-06-30
	A. Approved Carryover:	
	B. Total Current Year Allocation:	
	D. Total Funding Available:	

Revenue 11000.0000.11111 \$206,530

Fund	Function	Object	Program	Location	Job Class	Present Budget	Adj Amt Exp	Adj Budget	ADD'L FTE
11000 Operational	1000 Instruction	53711 Other Charges	1010 Regular Education (PreK-12) Programs	001118 Christine Duncan Heritage Academy	0000 No Job Class	\$3,268	\$10,000	\$13,268	
11000 Operational	1000 Instruction	55819 Employee Travel - Teachers	9000 Co-Curricular and Extra-Curricular Activities	001118 Christine Duncan Heritage Academy	0000 No Job Class		\$1,000	\$1,000	
11000 Operational	1000 Instruction	56118 General Supplies and Materials	9000 Co-Curricular and Extra-Curricular Activities	001118 Christine Duncan Heritage Academy	0000 No Job Class	\$2,902	\$2,530	\$5,432	
11000 Operational	2100 Support Services-Students	53212 Speech Therapists - Contracted	2000 Special Programs	001118 Christine Duncan Heritage Academy	0000 No Job Class	\$62,572	\$60,000	\$122,572	
11000 Operational	2100 Support Services-Students	53214 Physical/Recreational Therapists - Contracted	2000 Special Programs	001118 Christine Duncan Heritage Academy	0000 No Job Class	\$966	\$11,000	\$11,966	
11000 Operational	2100 Support Services-Students	53414 Other Services	0000 No Program	001118 Christine Duncan Heritage Academy	0000 No Job Class	\$3,900	\$17,000	\$20,900	
11000 Operational	2100 Support Services-Students	53711 Other Charges	0000 No Program	001118 Christine Duncan Heritage Academy	0000 No Job Class	\$2,798	\$3,000	\$5,798	
11000 Operational	2100 Support Services-Students	56118 General Supplies and Materials	4025 At-Risk Special Programs	001118 Christine Duncan Heritage Academy	0000 No Job Class	\$2,500	\$3,000	\$5,500	
11000 Operational	2300 Support Services-General Administration	53411 Auditing	0000 No Program	001118 Christine Duncan Heritage Academy	0000 No Job Class	\$15,000	\$8,000	\$23,000	
11000 Operational	2300 Support Services-General Administration	53414 Other Services	0000 No Program	001118 Christine Duncan Heritage Academy	0000 No Job Class		\$6,000	\$6,000	
11000 Operational	2400 Support Services-School Administration	53330 Professional Development	0000 No Program	001118 Christine Duncan Heritage Academy	0000 No Job Class	\$500	\$1,000	\$1,500	

11000 Operational	2400 Support Services-School Administration	54620 Rental - Equipment and Vehicles	0000 No Program	001118 Christine Duncan Heritage Academy	0000 No Job Class		\$4,000	\$4,000	Page 4 of 68
11000 Operational	2400 Support Services-School Administration	54630 Rental - Computers and Related Equipment	0000 No Program	001118 Christine Duncan Heritage Academy	0000 No Job Class	\$11,000	\$2,000	\$13,000	
11000 Operational	2400 Support Services-School Administration	55915 Other Contract Services	0000 No Program	001118 Christine Duncan Heritage Academy	0000 No Job Class	\$8,394	\$4,000	\$12,394	
11000 Operational	2400 Support Services-School Administration	56113 Software	0000 No Program	001118 Christine Duncan Heritage Academy	0000 No Job Class		\$500	\$500	
11000 Operational	2500 Central Services	54320 Technology- Related Repairs and Maintenance	0000 No Program	001118 Christine Duncan Heritage Academy	0000 No Job Class		\$70,000	\$70,000	
11000 Operational	2500 Central Services	56113 Software	0000 No Program	001118 Christine Duncan Heritage Academy	0000 No Job Class	\$18,020	\$500	\$18,520	
11000 Operational	3100 Food Services Operations	57331 Fixed Assets (more than \$5,000)	0000 No Program	001118 Christine Duncan Heritage Academy	0000 No Job Class	\$8,756	\$3,000	\$11,756	
Sub Total							\$206,530		
Indirect Cost									
DOC. TOTAL							\$206,530		

Justification:

Cash Carry Over

Compliance with Sections 10-15-1 and 22-8-12, NMSA, 1978 Compilation:

A. The requested budget/changes were authorized at a scheduled Board of Education or Governance Council meeting open to the public on:

B. Justification for the transfer: Explanation such as "underbudgeted", "insufficient budget", or "needed to close out Project" ARE NOT ACCEPTABLE. Attach additional sheets if necessary.

ALL TRANSFER BARS MUST NET OUT TO ZERO ON THE DOC. TOTAL LINE.

Approvals by Digital Signature

<u>Name</u>	<u>Role</u>	<u>Date</u>
Sarah Estrada	Business Manager	4/6/2023 11:26:32 AM
Jesus Moncada	Superintendent	4/7/2023 3:35:36 PM

Must submit backup for all BARs, except transfers of funds for SEG or direct grants

STATE OF NEW MEXICO
PUBLIC EDUCATION DEPARTMENT
 300 Don Gaspar Santa Fe, NM 87501-2786
Budget Adjustment Request

Doc. ID: 001-118-2223-0045-1
 Fund Type: General Fund / Capital Outlay / Debt Service

Adjustment Type: Increase

Fiscal Year: 2022-2023

Entity Name: Christine Duncan Heritage Academy

Adjustment Changes Intent/Scope of Program Yes or No?: No

Contact: Sarah Estrada, Business Manager

Total Approved Budget (Flowthrough):

Phone: 5755457288

Email: sarah@k12accounting.com

FLOWTHROUGH ONLY	Budget Period: 2022-07-01	To: 2023-06-30
A. Approved Carryover:		
B. Total Current Year Allocation:		
D. Total Funding Available:		

Revenue 21000.0000.11112 \$88,923

Fund	Function	Object	Program	Location	Job Class	Present Budget	Adj Amt Exp	Adj Budget	ADD'L FTE
21000 Food Services	3100 Food Services Operations	53711 Other Charges	0000 No Program	001118 Christine Duncan Heritage Academy	0000 No Job Class		\$1,000	\$1,000	
21000 Food Services	3100 Food Services Operations	54411 Electricity	0000 No Program	001118 Christine Duncan Heritage Academy	0000 No Job Class	\$6,300	\$1,100	\$7,400	
21000 Food Services	3100 Food Services Operations	54415 Water/Sewage	0000 No Program	001118 Christine Duncan Heritage Academy	0000 No Job Class	\$2,200	\$823	\$3,023	
21000 Food Services	3100 Food Services Operations	55915 Other Contract Services	0000 No Program	001118 Christine Duncan Heritage Academy	0000 No Job Class	\$200,000	\$57,000	\$257,000	
21000 Food Services	3100 Food Services Operations	56116 Food	0000 No Program	001118 Christine Duncan Heritage Academy	0000 No Job Class		\$4,000	\$4,000	
21000 Food Services	3100 Food Services Operations	56119 Supply Assets (\$5,000 or less).	0000 No Program	001118 Christine Duncan Heritage Academy	0000 No Job Class		\$25,000	\$25,000	
Sub Total							\$88,923		
Indirect Cost									
DOC. TOTAL							\$88,923		

Justification:

Increase true up carry over from FY22

Compliance with Sections 10-15-1 and 22-8-12, NMSA, 1978 Compilation:

A. The requested budget/changes were authorized at a scheduled Board of Education or Governance Council meeting open to the public on:

B. Justification for the transfer: Explanation such as "underbudgeted", "insufficient budget", or "needed to close out Project" ARE NOT ACCEPTABLE. Attach additional sheets if necessary.

ALL TRANSFER BARS MUST NET OUT TO ZERO ON THE DOC. TOTAL LINE.

Approvals by Digital Signature		
Name	Role	Date
Sarah Estrada	Business Manager	4/6/2023 11:33:14 AM
Jesus Moncada	Superintendent	4/7/2023 3:37:47 PM

Must submit backup for all BARs,
except transfers of funds for SEG or
direct grants

STATE OF NEW MEXICO
PUBLIC EDUCATION DEPARTMENT
300 Don Gaspar Santa Fe, NM 87501-2786
Budget Adjustment Request

Doc. ID: 001-118-2223-0047-IB

Fund Type: Flowthrough

Adjustment Type: Initial Budget

Fiscal Year: 2022-2023

Entity Name: Christine Duncan Heritage Academy

Adjustment Changes Intent/Scope of Program Yes or No?: No

Contact: Sarah Estrada, Business Manager

Total Approved Budget (Flowthrough):

Phone: 5755457288

Email: sarah@k12accounting.com

FLOWTHROUGH ONLY	Budget Period: 07/01/2022	To: 06/30/2023
A. Approved Carryover:		
B. Total Current Year Allocation:		
D. Total Funding Available:		

Revenue 24183.0000.44500 \$6,601

Fund	Function	Object	Program	Location	Job Class	Present Budget	Adj Amt Exp	Adj Budget	ADD'L FTE
24183 USDA 2010 Equipmen t Assistanc e Program	3100 Food Services Operations	57331 Fixed Assets (more than \$5,000)	0000 No Program	001118 Christine Duncan Heritage Academy	0000 No Job Class		\$6,601	\$6,601	
Sub Total							\$6,601		
Indirect Cost									
DOC. TOTAL							\$6,601		

Justification:

TO budget FY22 carryover and FY23 final allocation

Compliance with Sections 10-15-1 and 22-8-12, NMSA, 1978 Compilation:

A. The requested budget/changes were authorized at a scheduled Board of Education or Governance Council meeting open to the public on:

B. Justification for the transfer: Explanation such as "underbudgeted", "insufficient budget", or "needed to close out Project" ARE NOT ACCEPTABLE. Attach additional sheets if necessary.

ALL TRANSFER BARS MUST NET OUT TO ZERO ON THE DOC. TOTAL LINE.

Approvals by Digital Signature

<u>Name</u>	<u>Role</u>	<u>Date</u>
Sarah Estrada	Business Manager	4/12/2023 3:57:20 PM
Jesus Moncada	Superintendent	4/12/2023 3:57:47 PM

Must submit backup for all BARs,
except transfers of funds for SEG or
direct grants

STATE OF NEW MEXICO
PUBLIC EDUCATION DEPARTMENT
300 Don Gaspar Santa Fe, NM 87501-2786
Budget Adjustment Request

Doc. ID: 001-118-2223-0048-I

Fund Type: Direct Grant

Adjustment Type: Increase

Fiscal Year: 2022-2023

Entity Name: Christine Duncan Heritage Academy

Adjustment Changes Intent/Scope of Program Yes or No?: No

Contact: Sarah Estrada, Business Manager

Total Approved Budget (Flowthrough):

Phone: 5755457288

Email: sarah@k12accounting.com

FLOWTHROUGH ONLY	Budget Period: 2022-07-01	To: 2023-06-30
	A. Approved Carryover:	
	B. Total Current Year Allocation:	
	D. Total Funding Available:	

Revenue 25171.0000.11112 \$34,767

Fund	Function	Object	Program	Location	Job Class	Present Budget	Adj Amt Exp	Adj Budget	ADD'L FTE
25171 Child & Adult Food Program	3100 Food Services Operations	56116 Food	0000 No Program	001118 Christine Duncan Heritage Academy	0000 No Job Class		\$34,767	\$34,767	
Sub Total							\$34,767		
Indirect Cost									
DOC. TOTAL							\$34,767		

Justification:

Cash Carry Over

Compliance with Sections 10-15-1 and 22-8-12, NMSA, 1978 Compilation:

A. The requested budget/changes were authorized at a scheduled Board of Education or Governance Council meeting open to the public on:

B. Justification for the transfer: Explanation such as "underbudgeted", "insufficient budget", or "needed to close out Project" ARE NOT ACCEPTABLE. Attach additional sheets if necessary.

ALL TRANSFER BARS MUST NET OUT TO ZERO ON THE DOC. TOTAL LINE.

Approvals by Digital Signature

<u>Name</u>	<u>Role</u>	<u>Date</u>
Sarah Estrada	Business Manager	4/6/2023 11:39:27 AM
Jesus Moncada	Superintendent	4/7/2023 3:36:17 PM

Must submit backup for all BARs, except transfers of funds for SEG or direct grants

STATE OF NEW MEXICO
PUBLIC EDUCATION DEPARTMENT
 300 Don Gaspar Santa Fe, NM 87501-2786
Budget Adjustment Request

Doc. ID: 001-118-2223-0052-I
Fund Type: General Fund / Capital Outlay / Debt Service
Adjustment Type: Increase

Fiscal Year: 2022-2023

Entity Name: Christine Duncan Heritage Academy

Adjustment Changes Intent/Scope of Program Yes or No?: No

Contact: Sarah Estrada, Business Manager

Total Approved Budget (Flowthrough):

Phone: 5755457288

Email: sarah@k12accounting.com

FLOWTHROUGH ONLY	Budget Period: 2022-07-01	To: 2023-06-30
A. Approved Carryover:		
B. Total Current Year Allocation:		
D. Total Funding Available:		

Revenue 31600.0000.11112 \$21,273

Fund	Function	Object	Program	Location	Job Class	Present Budget	Adj Amt Exp	Adj Budget	ADD'L FTE
31600 Capital Improvem ents HB- 33	2300 Support Services-General Administration	53712 County Tax Collection Costs	0000 No Program	001118 Christine Duncan Heritage Academy	0000 No Job Class	\$5,433	\$21,273	\$26,706	
Sub Total							\$21,273		
Indirect Cost									
DOC. TOTAL							\$21,273		

Justification:

Cash Carry Over

Compliance with Sections 10-15-1 and 22-8-12, NMSA, 1978 Compilation:

A. The requested budget/changes were authorized at a scheduled Board of Education or Governance Council meeting open to the public on:

B. Justification for the transfer: Explanation such as "underbudgeted", "insufficient budget", or "needed to close out Project" ARE NOT ACCEPTABLE. Attach additional sheets if necessary.

ALL TRANSFER BARS MUST NET OUT TO ZERO ON THE DOC. TOTAL LINE.

Approvals by Digital Signature		
<u>Name</u>	<u>Role</u>	<u>Date</u>
Sarah Estrada	Business Manager	4/6/2023 11:41:48 AM
Jesus Moncada	Superintendent	4/7/2023 3:39:57 PM

Must submit backup for all BARs,
except transfers of funds for SEG or
direct grants

STATE OF NEW MEXICO
PUBLIC EDUCATION DEPARTMENT
300 Don Gaspar Santa Fe, NM 87501-2786
Budget Adjustment Request

Doc. ID: 001-118-2223-0055-1

Fund Type: General Fund / Capital
Outlay / Debt Service

Adjustment Type: Increase

Fiscal Year: 2022-2023

Entity Name: Christine Duncan Heritage Academy

Adjustment Changes Intent/Scope of Program Yes or No?: No

Contact: Sarah Estrada, Business Manager

Total Approved Budget (Flowthrough):

Phone: 5755457288

Email: sarah@k12accounting.com

FLOWTHROUGH ONLY	Budget Period: 2022-07-01	To: 2023-06-30
	A. Approved Carryover:	
	B. Total Current Year Allocation:	
	D. Total Funding Available:	

Revenue 23000.0000.41701 \$18,120

Fund	Function	Object	Program	Location	Job Class	Present Budget	Adj Amt Exp	Adj Budget	ADD'L FTE
23000 Non-Instructional Support	1000 Instruction	53711 Other Charges	9000 Co-Curricular and Extra-Curricular Activities	001118 Christine Duncan Heritage Academy	0000 No Job Class		\$3,575	\$3,575	
23000 Non-Instructional Support	1000 Instruction	55817 Student Travel	9000 Co-Curricular and Extra-Curricular Activities	001118 Christine Duncan Heritage Academy	0000 No Job Class		\$3,425	\$3,425	
23000 Non-Instructional Support	1000 Instruction	56118 General Supplies and Materials	9000 Co-Curricular and Extra-Curricular Activities	001118 Christine Duncan Heritage Academy	0000 No Job Class	\$9,084	\$11,120	\$20,204	
Sub Total							\$18,120		
Indirect Cost									
DOC. TOTAL							\$18,120		

Justification:

To budget actual revenue

Compliance with Sections 10-15-1 and 22-8-12, NMSA, 1978 Compilation:

A. The requested budget/changes were authorized at a scheduled Board of Education or Governance Council meeting open to the public on:

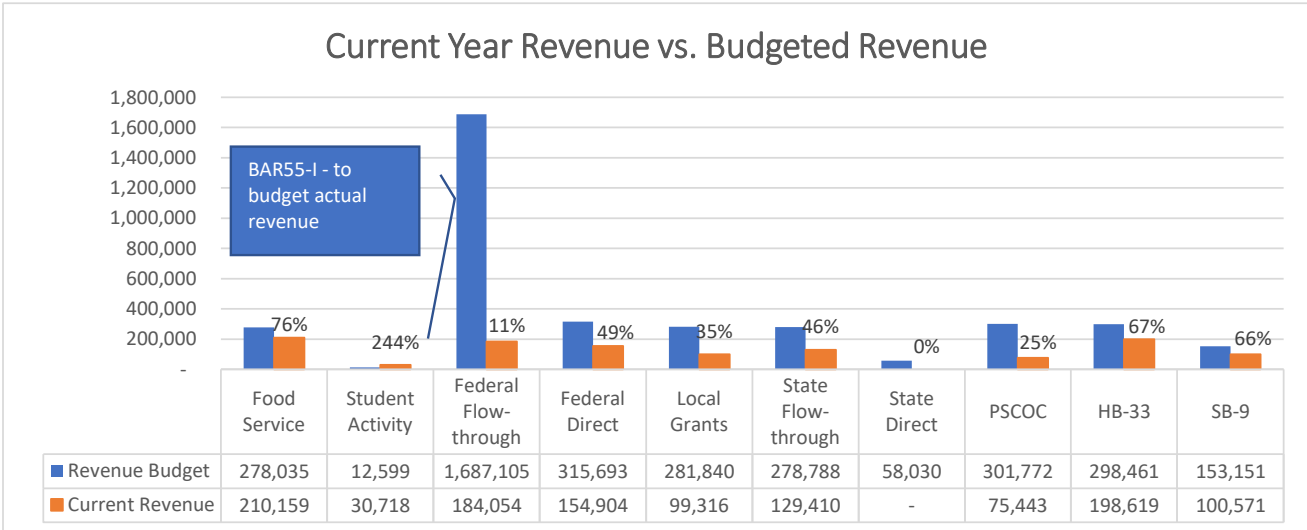
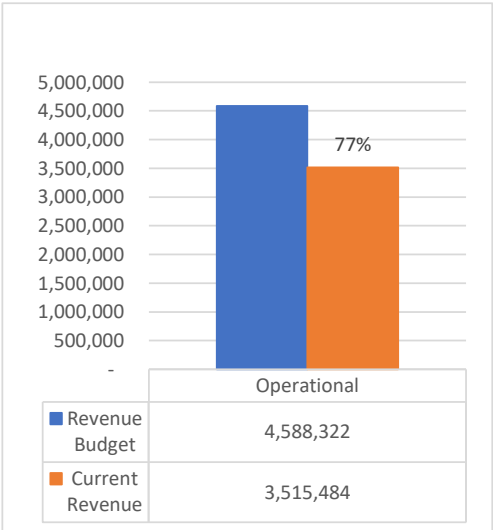
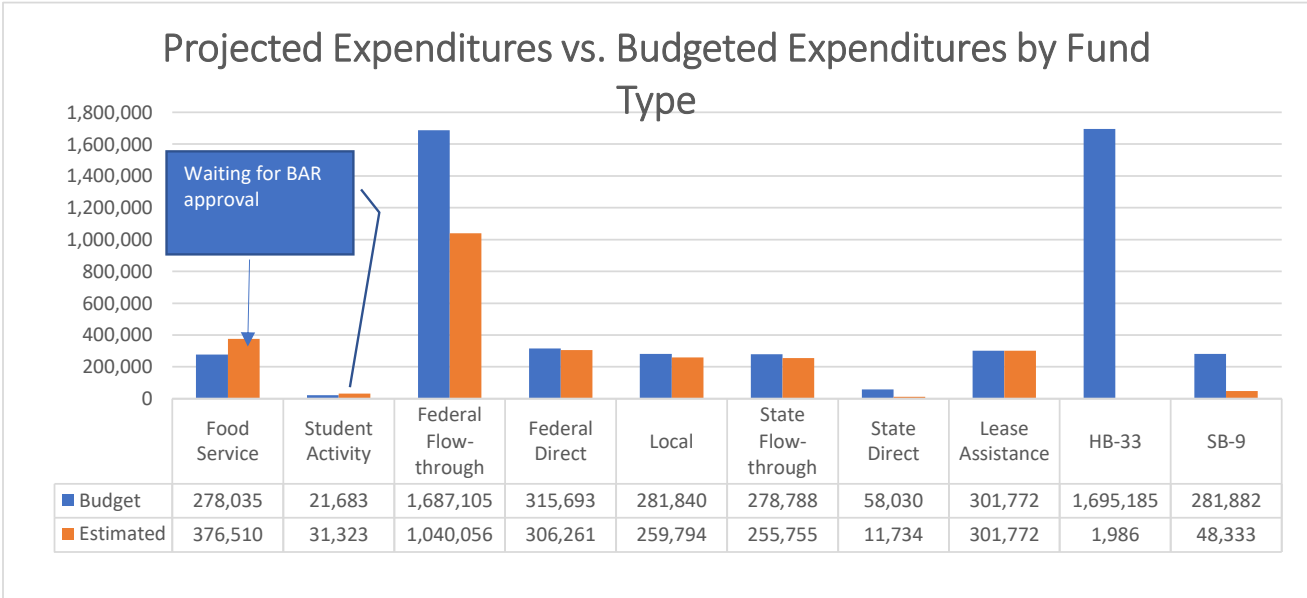
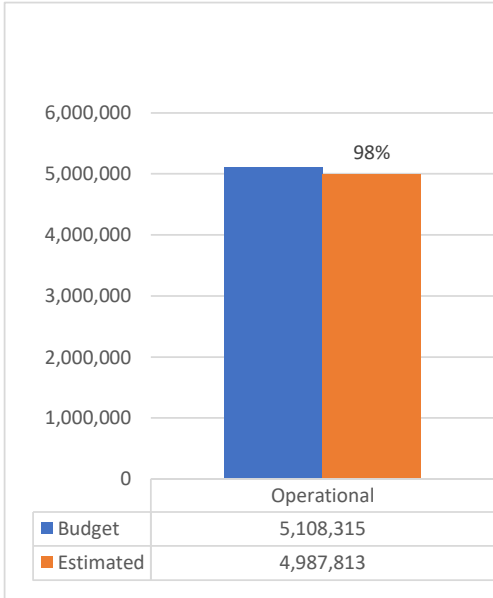
B. Justification for the transfer: Explanation such as "underbudgeted", "insufficient budget", or "needed to close out Project" ARE NOT ACCEPTABLE. Attach additional sheets if necessary.

ALL TRANSFER BARS MUST NET OUT TO ZERO ON THE DOC. TOTAL LINE.

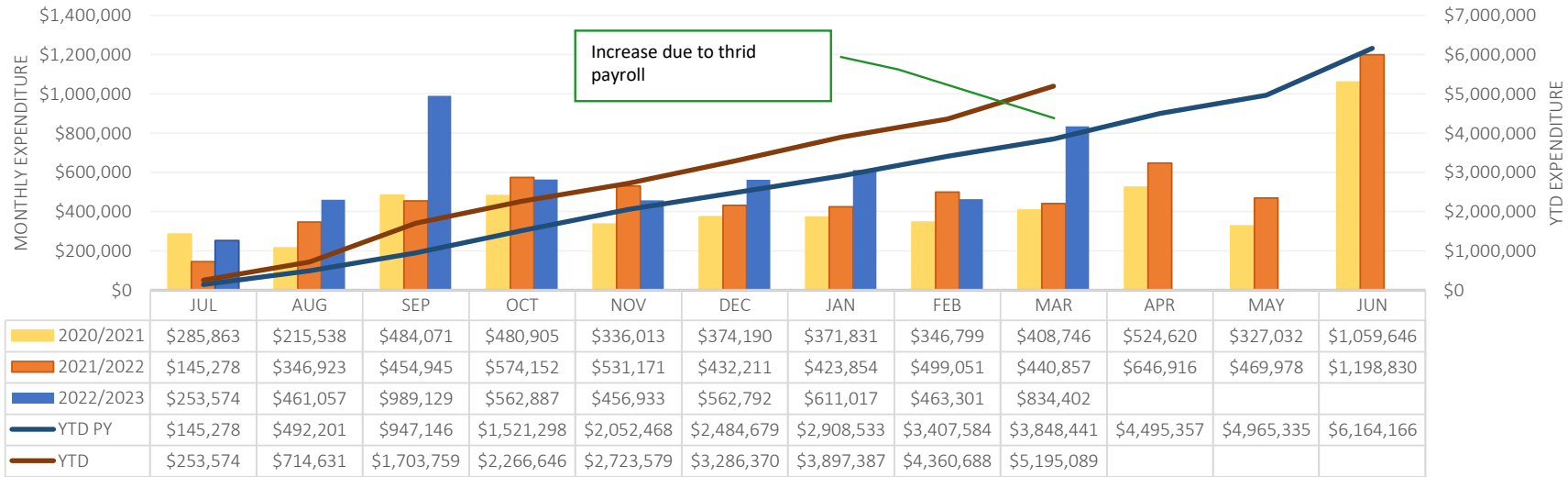
Christine Duncan Heritage Academy

Expenditure Analytical Review

March 31, 2023

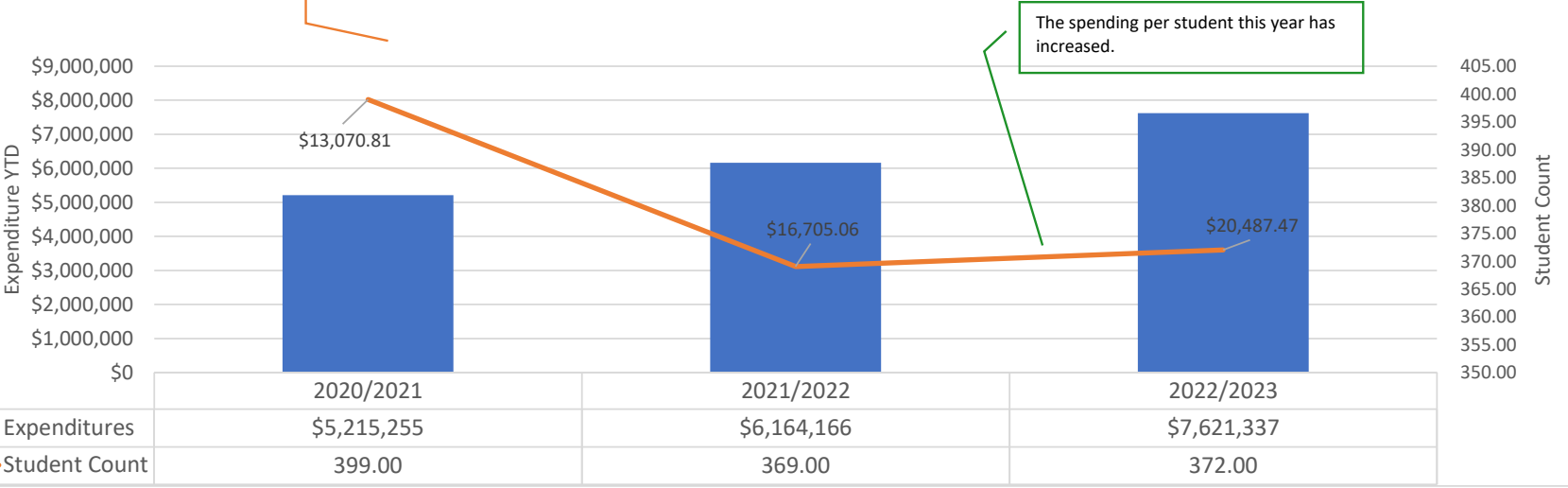


Yearly Expenditure Comparison by Month All Funds

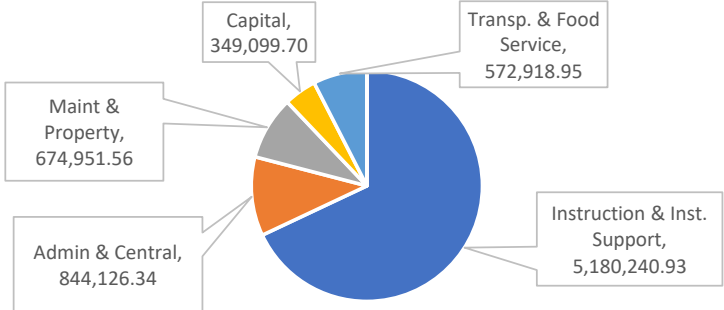


Spending Per Student All Funds

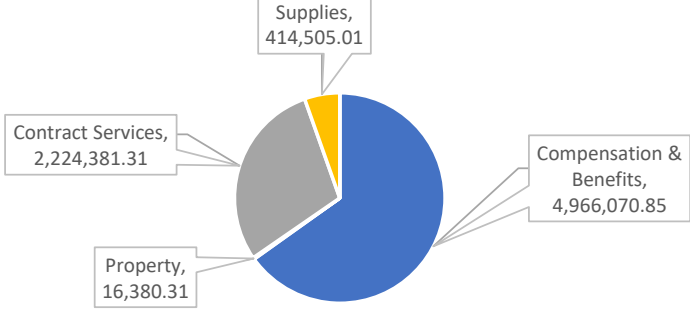
Note: amount per year indicates Spending Per Student



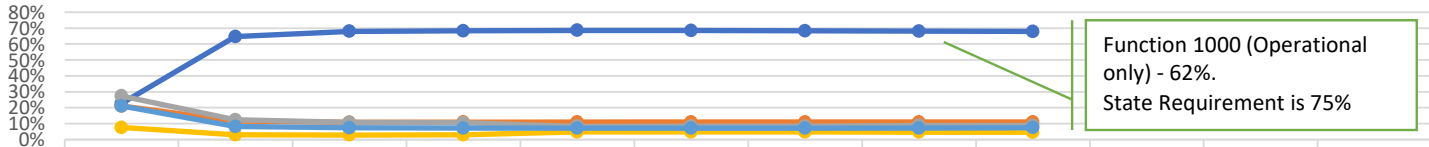
Estimated Expenditures by Function - All Funds as of January



Estimated Expenditures by Object - All Funds as of January

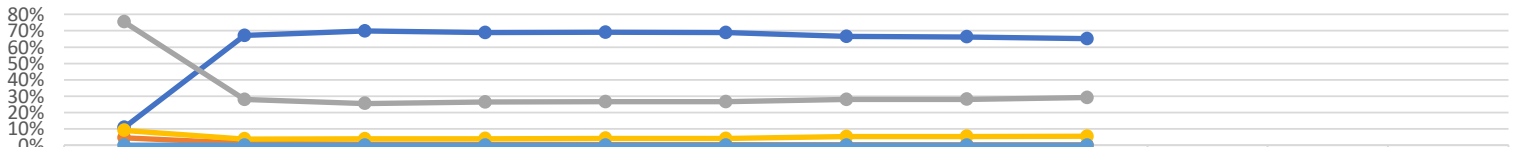


Function Code Change in Percentage by Month (All Funds - Exp & Encumbrance)



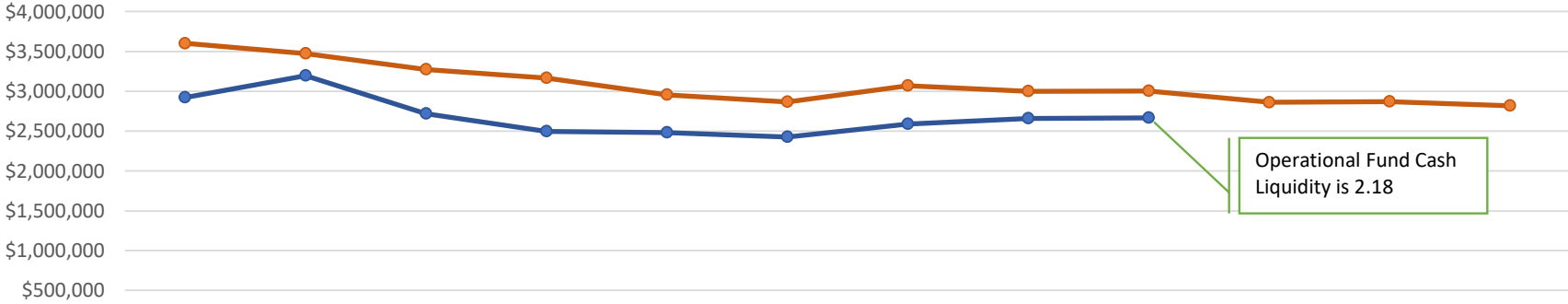
	July	August	September	October	November	December	January	February	March	April	May	June
Instruction & Instructional Support	23%	65%	68%	68%	69%	68%	68%	68%	68%			
Administrative & Central	21%	12%	11%	11%	11%	11%	11%	11%	11%			
Maintenance & Property	27%	12%	11%	11%	8%	8%	8%	9%	9%			
Capital	8%	3%	3%	3%	5%	5%	5%	5%	5%			
Transp & Food Service	21%	8%	7%	7%	7%	7%	7%	7%	8%			

Object Code Change in Percentage by Month (All Funds - Exp & Encumbrance)



	July	August	September	October	November	December	January	February	March	April	May	June
Compensation & Benefits	11%	67%	70%	69%	69%	69%	66%	66%	65%			
Property	5%	1%	1%	1%	0%	0%	0%	0%	0%			
Purch Services	75%	28%	26%	26%	27%	27%	28%	28%	29%			
Supplies	9%	4%	4%	4%	4%	4%	5%	5%	5%			
Debt Svc & Misc	0%	0%	0%	0%	0%	0%	0%	0%	0%			

Monthly Cash Balance All Funds



	JUL	AUG	SEP	OCT	NOV	DEC	JAN	FEB	MAR	APR	MAY	JUN
—●— FY2022	\$3,600,615	\$3,473,485	\$3,272,915	\$3,166,231	\$2,955,237	\$2,866,281	\$3,071,877	\$3,000,215	\$3,004,913	\$2,861,424	\$2,869,407	\$2,818,714
—●— FY2023	\$2,923,292	\$3,195,998	\$2,720,688	\$2,496,374	\$2,483,707	\$2,426,303	\$2,588,996	\$2,658,813	\$2,665,662			

**CHRISTINE DUNCAN HERITAGE SCHOOL
FINANCIAL SUMMARY
March 31, 2023**

Source	Beginning Fund			Net Dec/Inc	Fund Balance	Liabilities	Cash Balance
	Balance	Revenue	Expenditure				
11000 - Operational Fund	\$ 727,969.32	\$ 3,515,483.95	\$ 3,497,881.29	\$ 17,602.66	\$ 745,571.98	\$ 124,725.26	\$ 870,297.24
14000 - Inst. Materials Fund	\$ 98.37	\$ -	\$ -	\$ -	\$ 98.37	\$ -	\$ 98.37
21000 - Food Services Fund	\$ 88,922.40	\$ 235,418.88	\$ 355,320.80	\$ (119,901.92)	\$ (30,979.52)	\$ 1,360.08	\$ (29,619.44)
23000 - Non-Instruct. Fund	\$ 1,353.68	\$ 5,543.49	\$ 8,651.63	\$ (3,108.14)	\$ (1,754.46)	\$ -	\$ (1,754.46)
23000 - Athletic	\$ 1,678.94	\$ 6,192.00	\$ 2,010.31	\$ 4,181.69	\$ 5,860.63	\$ -	\$ 5,860.63
23000 - Prek Classroom	\$ (1,397.55)	\$ -	\$ -	\$ -	\$ (1,397.55)	\$ -	\$ (1,397.55)
23000 - Chess Club	\$ 39.71	\$ -	\$ -	\$ -	\$ 39.71	\$ -	\$ 39.71
23000 - Student Council	\$ 706.08	\$ -	\$ 354.00	\$ (354.00)	\$ 352.08	\$ -	\$ 352.08
23000 - Yearbook	\$ 2,129.50	\$ -	\$ -	\$ -	\$ 2,129.50	\$ -	\$ 2,129.50
23000 - Cheer	\$ 140.02	\$ -	\$ -	\$ -	\$ 140.02	\$ -	\$ 140.02
23000 - Sunshine Fund	\$ 577.98	\$ -	\$ -	\$ -	\$ 577.98	\$ -	\$ 577.98
23000 - Bilingual Seal	\$ 456.00	\$ -	\$ -	\$ -	\$ 456.00	\$ -	\$ 456.00
23000 - General Activities	\$ -	\$ 300.00	\$ -	\$ 300.00	\$ 300.00	\$ -	\$ 300.00
23000 - Admin Discretionary Fund	\$ 2,667.16	\$ 4,924.19	\$ 3,018.18	\$ 1,906.01	\$ 4,573.17	\$ -	\$ 4,573.17
23000 - General Activities	\$ 732.55	\$ 13,758.68	\$ 13,583.73	\$ 174.95	\$ 907.50	\$ -	\$ 907.50
24101 - Title I	\$ (117,711.52)	\$ 156,611.26	\$ 110,259.99	\$ 46,351.27	\$ (71,360.25)	\$ 6,454.14	\$ (64,906.11)
24106 - IDEA-B	\$ (6,520.23)	\$ 40,039.49	\$ 39,088.31	\$ 951.18	\$ (5,569.05)	\$ 1,126.33	\$ (4,442.72)
24118 - Fresh Fruit and Vegetables	\$ 419.42	\$ -	\$ -	\$ -	\$ 419.42	\$ -	\$ 419.42
24125 - Title I Family Literacy IASA	\$ -	\$ -	\$ -	\$ -	\$ -	\$ -	\$ -
24153 - English Language Acquisition	\$ (1,782.00)	\$ -	\$ 1,279.68	\$ (1,279.68)	\$ (3,061.68)	\$ -	\$ (3,061.68)
24154 - Title II	\$ (20,748.97)	\$ 20,748.97	\$ 12,703.63	\$ 8,045.34	\$ (12,703.63)	\$ 0.03	\$ (12,703.60)
24308 - CRRSA	\$ (61,863.88)	\$ 64,340.30	\$ 185,486.67	\$ (121,146.37)	\$ (183,010.25)	\$ 10,189.12	\$ (172,821.13)
24330 - ARP ESSER III	\$ -	\$ 109,158.27	\$ 245,109.80	\$ (135,951.53)	\$ (135,951.53)	\$ 2,559.38	\$ (133,392.15)
25153 - Title XIX	\$ 58,379.69	\$ 13,607.67	\$ 12,099.08	\$ 1,508.59	\$ 59,888.28	\$ 0.01	\$ 59,888.29
25171 - Child and Adult Food Program	\$ 34,766.76	\$ 123,578.20	\$ 66,194.44	\$ 57,383.76	\$ 92,150.52	\$ 441.83	\$ 92,592.35
25205 - GEAR UP	\$ (28,051.14)	\$ 45,769.70	\$ 26,528.95	\$ 19,240.75	\$ (8,810.39)	\$ 907.26	\$ (7,903.13)
26107 - REC/District Fiscal Agent	\$ -	\$ 99,316.40	\$ 172,368.02	\$ (73,051.62)	\$ (73,051.62)	\$ 8,547.26	\$ (64,504.36)
26177 - Elementary & Middle School Initi	\$ (624.00)	\$ -	\$ -	\$ -	\$ (624.00)	\$ -	\$ (624.00)
27109 - Instructional Materials Special A	\$ 3,500.58	\$ -	\$ -	\$ -	\$ 3,500.58	\$ -	\$ 3,500.58
27149 - PreK Initiative	\$ (219,776.86)	\$ 349,186.61	\$ 168,897.12	\$ 180,289.49	\$ (39,487.37)	\$ 6,930.06	\$ (32,557.31)
27183 - NM Grown FVV	\$ (1,755.00)	\$ 1,755.00	\$ -	\$ 1,755.00	\$ -	\$ -	\$ -
28211 - NM Schools Covid Testing	\$ -	\$ -	\$ 11,733.67	\$ (11,733.67)	\$ (11,733.67)	\$ -	\$ (11,733.67)
31200 - Lease Assistance	\$ (74,604.25)	\$ 150,047.25	\$ 226,329.02	\$ (76,281.77)	\$ (150,886.02)	\$ -	\$ (150,886.02)
31600 - HB-33	\$ 1,417,996.77	\$ 198,619.22	\$ 1,986.18	\$ 196,633.04	\$ 1,614,629.81	\$ -	\$ 1,614,629.81
31700 - SB-9 State Match	\$ (20,350.00)	\$ -	\$ -	\$ -	\$ (20,350.00)	\$ -	\$ (20,350.00)
31701 - SB-9 Local	\$ 656,719.07	\$ 100,570.80	\$ 12,369.22	\$ 88,201.58	\$ 744,920.65	\$ -	\$ 744,920.65
31703 - SB-9 Cash	\$ 0.92	\$ -	\$ 21,835.65	\$ (21,835.65)	\$ (21,834.73)	\$ -	\$ (21,834.73)
TOTAL	\$2,444,069.52	\$5,254,970.33	\$5,195,089.37	\$59,880.96	\$2,503,950.48	\$163,240.76	\$2,667,191.24

Bank Statement Ending Balance	2,781,165.57
Uncleared Payments	115,503.65
Uncleared Deposits	-
Other Receivables (FY21 941 overpayment)	1,529.32
Revised System Cash Balance	2,667,191.24
Difference	\$0.00

Statement Date 03/31/2023

Cash Object 11010

Status Posted

Journal Entry #

Bank Statement Ending Balance	2,781,165.57	Service Charge	0.00
Less: Uncleared Payments	115,503.65	Interest Earned	0.00
Add: Uncleared Deposits	0.00		
Add: Uncleared Other	0.00	Cleared Payments	696,439.86
Adjusted Bank Balance	2,665,661.92	Cleared Deposits	793,441.73
System Cash Balance	2,665,661.92	Cleared Other	82.44-
Add: Unposted Charges and Interest	0.00		
Revised System Cash Balance	2,665,661.92	Submitted By	JYAMAT, 04/06/2023
Difference	0.00	Posted By	SESTRADA, 04/11/2023

Uncleared Payments

Issued	Check #	Check Amount	Pay To Name	Vendor ID	Emp ID	Bank Acct
10/07/22	13846	390.40	Albuquerque Public Schools Graphics	000106		130MAIN
12/20/22	14007	172.16	Verizon Wireless	000206		130MAIN
12/22/22	14009	200.00	Metropolitan Life Insurance	901002		130MAIN
01/13/23	14034(*)		Legends of Learning, Inc.	010241		130MAIN
02/24/23	14105	44.00	Angel Hernandez	010274		130MAIN
03/01/23	14128	44.00	Judith Balderrama	010280		130MAIN
03/03/23	14133(*)		Judith Balderrama-Lovato		000278	130MAIN
03/14/23	14164(*)		Rising Sun Technologies	010179		130MAIN
03/14/23	14197	230.35	Pre-Paid Legal Services, Inc.	901000		130MAIN
03/27/23	14172	3,150.00	Legends of Learning, Inc.	010241		130MAIN
03/27/23	14175	225.00	Beal School Bus Company	010095		130MAIN
03/27/23	14176	134.39	Comcast	000208		130MAIN
03/27/23	14177	2,995.00	Complete Behavioral Heath	010223		130MAIN
03/27/23	14178	117.50	Crystal Springs	010183		130MAIN
03/27/23	14179	88.47	K12 Accounting LLC	010268		130MAIN
03/27/23	14181	201.00	Pitney Bowes Purchase Power	000760		130MAIN
03/27/23	14182	10,822.00	Rising Sun Technologies	010179		130MAIN
03/30/23	14189	2,588.00	Active InternetTechnologies	010279		130MAIN
03/30/23	14190	1,977.76	Amaro's Carpet Cleaning	010114		130MAIN
03/30/23	14191	77,089.02	Association of Charter School Education Ser	000635		130MAIN
03/30/23	14192	2,413.60	Charter School Nursing Service	000251		130MAIN
03/30/23	14193	1,889.00	CustomInk Parent LLC	010273		130MAIN
03/30/23	14194	1,380.00	Directional Ad-Vantage Holding	010275		130MAIN
03/30/23	14195	4,135.00	Eduservice, Inc.	000727		130MAIN
03/30/23	14196	50.00	Metropolitan Life Insurance	901002		130MAIN
03/31/23	14184	584.32	Claudia Trejo		000280	130MAIN

Selection Grouped by Org, Cash Object, Statement Date - Sorted by Item date, Item #, (Org = 130, Cash Object IN ('11010'), Bank Statement Date = 3/31/2023, Uncleared Only? = No)



Statement Date 03/31/2023

Cash Object 11010

Status Posted

Journal Entry #

Uncleared Payments (continued)

Issued	Check #	Check Amount	Pay To Name	Vendor ID	Emp ID	Bank Acct
03/31/23	14185	475.00	AXA Equitable Life Ins Co	901014		130MAIN
03/31/23	14186	1,353.46	Equivest Annuity Lockbox	901014		130MAIN
03/31/23	14188	219.22	NM Child Supp Enforc Agency	901001		130MAIN
03/31/23	14198	2,535.00	New Mexico Association for the Education of	000710		130MAIN
		115,503.65	(*) Cancelled Payments			12,648.43

Cleared Payments

Issued	Check #	Check Amount	Cleared Amount	Difference	Cleared	Pay To Name	Vendor ID	Emp ID	Bank Acct
01/06/23	14010	475.00	475.00		03/31/23	AXA Equitable Life Ins Co	901014		130MAIN
01/06/23	14011	1,125.59	1,125.59		03/31/23	Equivest Annuity Lockbox	901014		130MAIN
01/20/23	14042	475.00	475.00		03/31/23	AXA Equitable Life Ins Co	901014		130MAIN
01/20/23	14043	1,179.59	1,179.59		03/31/23	Equivest Annuity Lockbox	901014		130MAIN
02/03/23	14069	475.00	475.00		03/31/23	AXA Equitable Life Ins Co	901014		130MAIN
02/03/23	14070	1,125.59	1,125.59		03/31/23	Equivest Annuity Lockbox	901014		130MAIN
02/03/23	14072	219.22	219.22		03/31/23	NM Child Supp Enforc Agency	901001		130MAIN
02/08/23	14075	870.00	870.00		03/31/23	Dual Language of NM	000039		130MAIN
02/15/23	14095	1,336.89	1,336.89		03/31/23	Quill Corporation	000214		130MAIN
02/17/23	14079	475.00	475.00		03/31/23	AXA Equitable Life Ins Co	901014		130MAIN
02/17/23	14080	1,125.59	1,125.59		03/31/23	Equivest Annuity Lockbox	901014		130MAIN
02/17/23	14082	219.22	219.22		03/31/23	NM Child Supp Enforc Agency	901001		130MAIN
02/24/23	14102	1,499.48	1,499.48		03/31/23	ABCWUA	000221		130MAIN
02/24/23	14103	308.93	308.93		03/31/23	Alpine Protection LLC	010013		130MAIN
02/24/23	14104	280.48	280.48		03/31/23	Amaro's Carpet Cleaning	010114		130MAIN
02/24/23	14106	44.00	44.00		03/31/23	Benjamin Rogers	010277		130MAIN
02/24/23	14107	95.82	95.82		03/31/23	Brady Industries, LLC	000620		130MAIN
02/24/23	14108	134.39	134.39		03/31/23	Comcast	000208		130MAIN
02/24/23	14109	92.50	92.50		03/31/23	Crystal Springs	010183		130MAIN
02/24/23	14110	699.30	699.30		03/31/23	Ephesus Office Technologies	000209		130MAIN
02/24/23	14111	87.03	87.03		03/31/23	Fiber Platform, LLC	UPN		130MAIN
02/24/23	14112	2,240.26	2,240.26		03/31/23	Jeanett Jimenez	JEAJIM		130MAIN
02/24/23	14113	933.29	933.29		03/31/23	NM Gas Company	000558		130MAIN
02/24/23	14115	127.15	127.15		03/31/23	Orkin Pest Control	000697		130MAIN
02/24/23	14116	4,553.03	4,553.03		03/31/23	PNM	000178		130MAIN
02/24/23	14119	1,279.68	1,279.68		03/31/23	Teacher Created Materials	000456		130MAIN
03/01/23	14120	1,415.62	1,415.62		03/31/23	Accountability and Compliance Resources LI	000461		130MAIN
03/01/23	14121	560.96	560.96		03/31/23	Amaro's Carpet Cleaning	010114		130MAIN

Selection Grouped by Org, Cash Object, Statement Date - Sorted by Item date, Item #, (Org = 130, Cash Object IN ('11010'), Bank Statement Date = 3/31/2023, Uncleared Only? = No)



Statement Date 03/31/2023

Cash Object 11010

Status Posted

Journal Entry #

Cleared Payments (continued)

Issued	Check #	Check Amount	Cleared Amount	Difference	Cleared	Pay To Name	Vendor ID	Emp ID	Bank Acct
03/01/23	14122	13,146.25	13,146.25		03/31/23	Association of Charter School Education Ser	000635		130MAIN
03/01/23	14123	3,634.79	3,634.79		03/31/23	Autism Behavior Education Consultants of	010218		130MAIN
03/01/23	14124	606.62	606.62		03/31/23	Brady Industries, LLC	000620		130MAIN
03/01/23	14125	258.75	258.75		03/31/23	Crystal Springs	010183		130MAIN
03/01/23	14126	29,770.25	29,770.25		03/31/23	Istation	010006		130MAIN
03/01/23	14127	149.20	149.20		03/31/23	Jones School Supply Company	010281		130MAIN
03/01/23	14129	75.00	75.00		03/31/23	Nuria Ortiz	010187		130MAIN
03/01/23	14130	127.15	127.15		03/31/23	Orkin Pest Control	000697		130MAIN
03/01/23	14131	9,447.00	9,447.00		03/31/23	STS Education	010217		130MAIN
03/01/23	14132	1,512.00	1,512.00		03/31/23	T-Mobile USA Inc	010181		130MAIN
03/01/23	Batch 03/01/2023	23,058.34	23,058.34		03/31/23				130MAIN
03/03/23	14134	475.00	475.00		03/31/23	AXA Equitable Life Ins Co	901014		130MAIN
03/03/23	14135	1,159.36	1,159.36		03/31/23	Equivest Annuity Lockbox	901014		130MAIN
03/03/23	14136	28,455.19	28,455.19		03/31/23	EFTPS	900004		130MAIN
03/03/23	14137	219.22	219.22		03/31/23	NM Child Supp Enforc Agency	901001		130MAIN
03/03/23	Batch 03/03/2023	93,426.84	93,426.84		03/31/23				130MAIN
03/09/23	14138	31.99	31.99		03/31/23	ABCWUA	000221		130MAIN
03/09/23	14139	707.81	707.81		03/31/23	Accountability and Compliance Resources LI	000461		130MAIN
03/09/23	14140	1,928.33	1,928.33		03/31/23	Association of Charter School Education Ser	000635		130MAIN
03/09/23	14141	95.00	95.00		03/31/23	Beal School Bus Company	010095		130MAIN
03/09/23	14142	2,866.15	2,866.15		03/31/23	Charter School Nursing Service	000251		130MAIN
03/09/23	14143	7,584.61	7,584.61		03/31/23	Cooperative Educational Services	000070		130MAIN
03/09/23	14144	219.75	219.75		03/31/23	Crystal Springs	010183		130MAIN
03/09/23	14145	987.48	987.48		03/31/23	De Lage Landen Financial Services	000411		130MAIN
03/09/23	14146	3,300.00	3,300.00		03/31/23	Dual Language Education of NM	000156		130MAIN
03/09/23	14147	423.80	423.80		03/31/23	Jesus A Moncada	000111		130MAIN
03/09/23	14148	765.00	765.00		03/31/23	Marcia Lee Unnever, Kids Focus	000579		130MAIN
03/09/23	14149	514.58	514.58		03/31/23	Saylor Family Trust, LLC	000555		130MAIN
03/09/23	14150	41,186.17	41,186.17		03/31/23	Saylor Family Trust, LLC	000555		130MAIN
03/09/23	14151	514.58	514.58		03/31/23	Saylor Family Trust, LLC	000555		130MAIN
03/09/23	14152	41,186.17	41,186.17		03/31/23	Saylor Family Trust, LLC	000555		130MAIN
03/09/23	14153	122.92	122.92		03/31/23	Theresa Bustos	010132		130MAIN
03/09/23	14154	200.00	200.00		03/31/23	Western State Fire Protection Co.	000577		130MAIN
03/09/23	Batch 03/09/2023	8,142.10	8,142.10		03/31/23				130MAIN
03/14/23	14155	1,470.79	1,470.79		03/31/23	Bilingual Multicultural Services Inc	000241		130MAIN

Selection Grouped by Org, Cash Object, Statement Date - Sorted by Item date, Item #, (Org = 130, Cash Object IN ('11010'), Bank Statement Date = 3/31/2023, Uncleared Only? = No)



Statement Date 03/31/2023

Cash Object 11010

Status Posted

Journal Entry #

Cleared Payments (continued)

Issued	Check #	Check Amount	Cleared Amount	Difference	Cleared	Pay To Name	Vendor ID	Emp ID	Bank Acct
03/14/23	14156	2,973.32	2,973.32		03/31/23	Brady Industries, LLC	000620		130MAIN
03/14/23	14157	1,579.71	1,579.71		03/31/23	Cooperative Educational Services	000070		130MAIN
03/14/23	14158	326.00	326.00		03/31/23	Crystal Springs	010183		130MAIN
03/14/23	14159	2,693.75	2,693.75		03/31/23	DMH Law, LLC	010219		130MAIN
03/14/23	14160	699.30	699.30		03/31/23	Ephesus Office Technologies	000209		130MAIN
03/14/23	14161	522.73	522.73		03/31/23	Home Run Consultants Inc	010282		130MAIN
03/14/23	14162	17.99	17.99		03/31/23	Nuria Ortiz	010187		130MAIN
03/14/23	14163	90.06	90.06		03/31/23	Rachel Gamboa	010198		130MAIN
03/14/23	14165	22.72	22.72		03/31/23	Theresa Bustos	010132		130MAIN
03/14/23	14166	137.68	137.68		03/31/23	Verizon Wireless	000206		130MAIN
03/14/23	Batch 03/14/2023	75,838.58	75,838.58		03/31/23				130MAIN
03/17/23	14167	338.81	338.81		03/31/23	Lupe Montez		000279	130MAIN
03/17/23	14168	475.00	475.00		03/31/23	AXA Equitable Life Ins Co	901014		130MAIN
03/17/23	14169	1,125.59	1,125.59		03/31/23	Equivest Annuity Lockbox	901014		130MAIN
03/17/23	14170	27,771.39	27,771.39		03/31/23	EFTPS	900004		130MAIN
03/17/23	14171	219.22	219.22		03/31/23	NM Child Supp Enforc Agency	901001		130MAIN
03/17/23	Batch 03/17/2023	101,655.40	101,655.40		03/31/23				130MAIN
03/27/23	14173	965.00	965.00		03/31/23	Albuquerque Charter School League	000744		130MAIN
03/27/23	14174	420.71	420.71		03/31/23	Amaro's Carpet Cleaning	010114		130MAIN
03/27/23	14180	1,160.00	1,160.00		03/31/23	Meza, Julio	010051		130MAIN
03/31/23	14183	1,151.19	1,151.19		03/31/23	Gabriela Ochoa		000277	130MAIN
03/31/23	14187	32,606.53	32,606.53		03/31/23	EFTPS	900004		130MAIN
03/31/23	Batch 03/31/2023	102,427.38	102,427.38		03/31/23				130MAIN
		696,439.86	696,439.86			(*) Cancelled Payments	12,648.43		

Cleared Deposits

Deposited	Deposit #	Deposit Amount	Cleared Amount	Difference	Cleared	Bank Acct
03/01/23	Batch 03/01/2023	492.99	492.99		03/31/23	130MAIN
03/02/23	Batch 03/02/2023	337.00	337.00		03/31/23	130MAIN
03/03/23	Batch 03/03/2023	285.00	285.00		03/31/23	130MAIN
03/06/23	Batch 03/06/2023	99,431.40	99,431.40		03/31/23	130MAIN
03/08/23	Batch 03/08/2023	33,754.12	33,754.12		03/31/23	130MAIN
03/10/23	Batch 03/10/2023	21,883.00	21,883.00		03/31/23	130MAIN
03/13/23	Batch 03/13/2023	80.00	80.00		03/31/23	130MAIN
03/14/23	Batch 03/14/2023	538,056.25	538,056.25		03/31/23	130MAIN
03/15/23	Batch 03/15/2023	619.13	619.13		03/31/23	130MAIN

Selection Grouped by Org, Cash Object, Statement Date - Sorted by Item date, Item #, (Org = 130, Cash Object IN ('11010'), Bank Statement Date = 3/31/2023, Uncleared Only? = No)



Statement Date 03/31/2023

Cash Object 11010

Status Posted

Journal Entry #

Cleared Deposits (continued)

Deposited	Deposit #	Deposit Amount	Cleared Amount	Difference	Cleared	Bank Acct
03/16/23	Batch 03/16/2023	244.10	244.10		03/31/23	130MAIN
03/20/23	Batch 03/20/2023	4,341.16	4,341.16		03/31/23	130MAIN
03/28/23	Batch 03/28/2023	93,917.58	93,917.58		03/31/23	130MAIN
		793,441.73	793,441.73			

Cleared Other

Effective	JE #	Amount	Cleared Amount	Difference	Cleared	JE Comment	Bank Acct
03/31/23	CA23-00009	82.44-	82.44-		03/31/23		

Analyzed Business Checking - PF

Account number: [REDACTED] 4409 ■ March 1, 2023 - March 31, 2023 ■ Page 1 of 3

Page 20 of 88

WELLS
FARGO

CHRISTINE DUNCAN'S HERITAGE ACADEMY
1900 ATRISCO DR NW
ALBUQUERQUE NM 87120-1146

Questions?

Call your Customer Service Officer or Client Services
1-800-AT WELLS (1-800-289-3557)
5:00 AM TO 6:00 PM Pacific Time Monday - Friday

Online: [wellsfargo.com](https://www.wellsfargo.com)

Write: Wells Fargo Bank, N.A. (585)
P.O. Box 6995
Portland, OR 97228-6995

Account summary

Analyzed Business Checking - PF

Account number	Beginning balance	Total credits	Total debits	Ending balance
[REDACTED] 4409	\$2,684,246.14	\$793,441.73	-\$696,522.30	\$2,781,165.57

Credits

Electronic deposits/bank credits

Effective date	Posted date	Amount	Transaction detail
	03/01	492.99	Post Verify Deposit
	03/02	337.00	Post Verify Deposit
	03/03	285.00	Post Verify Deposit
	03/06	99,431.40	Post Verify Deposit
	03/08	780.30	Post Verify Deposit
	03/08	32,973.82	State of NEW Mex Vndr Pymt Nmap0001618089 USDA January 2023 USDA January 2023
	03/10	21,883.00	State of NEW Mex Vndr Pymt Nmap0001621287 USDA November 2022 Sca USDA November 2022 Sca
	03/13	80.00	Post Verify Deposit
	03/14	127,440.25	Post Verify Deposit
	03/14	410,616.00	APS Payments Christine Dncn Christine Duncan Ha Cs
	03/15	40.11	Sandoval County ACH Paymen 962071 February 2023 Distribution Sb-9
	03/15	79.02	Sandoval County ACH Paymen 962678 Februray 2023 Distribution Hb-33
	03/15	500.00	Post Verify Deposit
	03/16	244.10	Post Verify Deposit
	03/20	4,341.16	Bernalillo Count Distr_Pymt Christine Duncans Heri
	03/28	93,917.58	Post Verify Deposit
		\$793,441.73	Total electronic deposits/bank credits
		\$793,441.73	Total credits



Debits

Electronic debits/bank debits

Effective date	Posted date	Amount	Transaction detail
03/01		23,058.34	WT Seq451573 Nmpsia /Bnf=Nmpsia Srf# Gw00000056836896 Trn#230301451573 Rfb# 97
03/02		93,426.84	ACH Prep Origintn - Christine Duncan - File 7878782339 Coid 1205009183
03/03		28,455.19 <	Business to Business ACH Debit - IRS Usatxpymt 030323 270346231016184 Christine Duncans Heri
03/09		8,142.10	WT Seq456576 NM Rehtiree Healthcare /Bnf=NM Rehtiree Healthcare Srf# Gw00000057006977 Trn#230308456576 Rfb# 98
03/15		75,183.14 <	Business to Business ACH Debit - Nmerb Web Pay 230314 02353 Christine Duncan Herit
03/16		94,485.44	ACH Prep Origintn - Christine Duncan - File 7878782339 Coid 1205009183
03/16		655.44 <	Business to Business ACH Debit - AFLAC Insurance 031423 L7U96842593 Christine Duncans
03/17		7,169.96 <	Business to Business ACH Debit - Tax_Rev_Wwt_Ecks Trd Pmnt 230315 xxxx0064 Christine Duncan Herit
03/17		27,771.39 <	Business to Business ACH Debit - IRS Usatxpymt 031723 270347625603608 Christine Duncans Heri
03/27		1,600.59	Axa Equitable Epac Pmt Mar 23 0011742207 Christine Duncan's Her
03/28		1,600.59	Axa Equitable Epac Pmt Mar 23 0011743119 Christine Duncan's Her
03/28		1,654.59	Axa Equitable Epac Pmt Mar 23 0011743081 Christine Duncan's Her
03/29		1,600.59	Axa Equitable Epac Pmt Mar 23 0011743129 Christine Duncan's Her
03/30		102,427.38	ACH Prep Origintn - Christine Duncan - File 7878782339 Coid 1205009183
03/30		1,634.36	Axa Equitable Epac Pmt Mar 23 0011743147 Christine Duncan's Her
03/31		1,600.59	Axa Equitable Epac Pmt Mar 23 0011743159 Christine Duncan's Her
03/31		32,688.97 <	Business to Business ACH Debit - IRS Usatxpymt 033123 270349061704655 Christine Duncans Heri
		\$503,155.50	Total electronic debits/bank debits

< Business to Business ACH: If this is a business account, this transaction has a return time frame of one business day from post date. This time frame does not apply to consumer accounts.

Checks paid

Number	Amount	Date	Number	Amount	Date	Number	Amount	Date
14072	219.22	03/16	14116	4,553.03	03/01	14139	707.81	03/20
14075*	870.00	03/01	14119*	1,279.68	03/07	14140	1,928.33	03/14
14082*	219.22	03/16	14120	1,415.62	03/20	14141	95.00	03/16
14095*	1,336.89	03/01	14121	560.96	03/10	14142	2,866.15	03/14
14102*	1,499.48	03/01	14122	13,146.25	03/10	14143	7,584.61	03/16
14103	308.93	03/03	14123	3,634.79	03/06	14144	219.75	03/15
14104	280.48	03/02	14124	606.62	03/09	14145	987.48	03/16
14106*	44.00	03/10	14125	258.75	03/15	14146	3,300.00	03/14
14107	95.82	03/02	14126	29,770.25	03/09	14147	423.80	03/14
14108	134.39	03/06	14127	149.20	03/10	14148	765.00	03/22
14109	92.50	03/07	14129*	75.00	03/14	14149	514.58	03/13
14110	699.30	03/08	14130	127.15	03/14	14150	41,186.17	03/16
14111	87.03	03/06	14131	9,447.00	03/10	14151	514.58	03/13
14112	2,240.26	03/09	14132	1,512.00	03/13	14152	41,186.17	03/16
14113	933.29	03/01	14137*	219.22	03/16	14153	122.92	03/10
14115*	127.15	03/06	14138	31.99	03/13	14154	200.00	03/14



Checks paid (continued)

<i>Number</i>	<i>Amount</i>	<i>Date</i>	<i>Number</i>	<i>Amount</i>	<i>Date</i>	<i>Number</i>	<i>Amount</i>	<i>Date</i>
14155	1,470.79	03/21	14161	522.73	03/24	14173*	965.00	03/29
14156	2,973.32	03/17	14162	17.99	03/24	14174	420.71	03/30
14157	1,579.71	03/17	14163	90.06	03/14	14180*	1,160.00	03/27
14158	326.00	03/24	14166*	137.68	03/21	14183*	1,151.19	03/31
14159	2,693.75	03/21	14167	338.81	03/17	71416*	22.72	03/31
14160	699.30	03/24	14171*	219.22	03/20			
			\$193,366.80		Total checks paid			

* Gap in check sequence.

\$696,522.30 Total debits

Daily ledger balance summary

<i>Date</i>	<i>Balance</i>	<i>Date</i>	<i>Balance</i>	<i>Date</i>	<i>Balance</i>
02/28	2,684,246.14	03/10	2,615,326.96	03/22	2,837,341.29
03/01	2,652,488.10	03/13	2,612,833.81	03/24	2,835,775.27
03/02	2,559,021.96	03/14	3,141,879.57	03/27	2,833,014.68
03/03	2,530,542.84	03/15	3,066,837.06	03/28	2,923,677.08
03/06	2,625,990.88	03/16	2,880,243.19	03/29	2,921,111.49
03/07	2,624,618.70	03/17	2,840,410.00	03/30	2,816,629.04
03/08	2,657,673.52	03/20	2,842,408.51	03/31	2,781,165.57
03/09	2,616,914.29	03/21	2,838,106.29		
Average daily ledger balance		\$2,759,183.75			

Checks Dated 03/01/2023 through 03/31/2023

Check Number	Check Date	Pay to the Order of	Check Amount
14120	03/01/2023	Accountability and Compliance Resources LLC	1,415.62
14121	03/01/2023	Amaro's Carpet Cleaning	560.96
14122	03/01/2023	Association of Charter School Education Services	13,146.25
14123	03/01/2023	Autism Behavior Education Consultants of the West	3,634.79
14124	03/01/2023	Brady Industries, LLC	606.62
14125	03/01/2023	Crystal Springs	258.75
14126	03/01/2023	Istation	29,770.25
14127	03/01/2023	Jones School Supply Company	149.20
14128	03/01/2023	Judith Balderrama	44.00
14129	03/01/2023	Nuria Ortiz	75.00
14130	03/01/2023	Orkin Pest Control	127.15
14131	03/01/2023	STS Education	9,447.00
14132	03/01/2023	T-Mobile USA Inc	1,512.00
14133	03/03/2023	Judith Balderrama-Lovato	3,872.43 *
Cancelled on 03/14/2023			
14138	03/09/2023	ABCWUA	31.99
14139	03/09/2023	Accountability and Compliance Resources LLC	707.81
14140	03/09/2023	Association of Charter School Education Services	1,928.33
14141	03/09/2023	Beal School Bus Company	95.00
14142	03/09/2023	Charter School Nursing Service	2,866.15
14143	03/09/2023	Cooperative Educational Services	7,584.61
14144	03/09/2023	Crystal Springs	219.75
14145	03/09/2023	De Lage Landen Financial Services Inc	987.48
14146	03/09/2023	Dual Language Education of NM	3,300.00
14147	03/09/2023	Jesus A Moncada	423.80
14148	03/09/2023	Marcia Lee Unnever, Kids Focus	765.00
14149	03/09/2023	Saylor Family Trust, LLC	514.58
14150	03/09/2023	Saylor Family Trust, LLC	41,186.17
14151	03/09/2023	Saylor Family Trust, LLC	514.58
14152	03/09/2023	Saylor Family Trust, LLC	41,186.17
14153	03/09/2023	Theresa Bustos	122.92
14154	03/09/2023	Western State Fire Protection Co.	200.00
14155	03/14/2023	Bilingual Multicultural Services Inc	1,470.79
14156	03/14/2023	Brady Industries, LLC	2,973.32
14157	03/14/2023	Cooperative Educational Services	1,579.71
14158	03/14/2023	Crystal Springs	326.00
14159	03/14/2023	DMH Law, LLC	2,693.75
14160	03/14/2023	Ephesus Office Technologies	699.30
14161	03/14/2023	Home Run Consultants Inc	522.73
14162	03/14/2023	Nuria Ortiz	17.99
14163	03/14/2023	Rachel Gamboa	90.06
14164	03/14/2023	Rising Sun Technologies	5,626.00 *
Reissued on 03/16/2023			
14165	03/14/2023	Theresa Bustos	22.72
14166	03/14/2023	Verizon Wireless	137.68
14172	03/27/2023	Legends of Learning, Inc.	3,150.00
14173	03/27/2023	Albuquerque Charter School League	965.00
14174	03/27/2023	Amaro's Carpet Cleaning	420.71
14175	03/27/2023	Beal School Bus Company	225.00

The preceding Checks have been issued in accordance with the District's Policy and authorization of the Board of Trustees. It is recommended that the preceding Checks be approved.



Page 1 of 3

Checks Dated 03/01/2023 through 03/31/2023

Check Number	Check Date	Pay to the Order of	Check Amount
14176	03/27/2023	Comcast	134.39
14177	03/27/2023	Complete Behavioral Health	2,995.00
14178	03/27/2023	Crystal Springs	117.50
14179	03/27/2023	K12 Accounting LLC	88.47
14180	03/27/2023	Meza, Julio	1,160.00
14181	03/27/2023	Pitney Bowes Purchase Power	201.00
14182	03/27/2023	Rising Sun Technologies	10,822.00
14189	03/30/2023	Active InternetTechnologies	2,588.00
14190	03/30/2023	Amaro's Carpet Cleaning	1,977.76
14191	03/30/2023	Association of Charter School Education Services	77,089.02
14192	03/30/2023	Charter School Nursing Service	2,413.60
14193	03/30/2023	CustomInk Parent LLC	1,889.00
14194	03/30/2023	Directional Ad-Vantage Holding	1,380.00
14195	03/30/2023	Eduservice, Inc.	4,135.00
14196	03/30/2023	Metropolitan Life Insurance	50.00
14197	03/14/2023	Pre-Paid Legal Services, Inc.	230.35
14198	03/31/2023	New Mexico Association for the Education of Young Children	2,535.00
VCH-00000228	03/14/2023	American Family Life	655.44
VCH-00000229	03/14/2023	NM Educational RetirementBoard	75,183.14
VCH-00000230	03/09/2023	NM RHC	8,142.10
VCH-00000231	03/17/2023	NM Taxation/Revenue Department	7,169.96
VCH-00000232	03/01/2023	NMPSIA	23,058.34
Total Number of Checks			69
			412,190.19

	Count	Amount
Cancel	1	3,872.43
Reissue	1	5,626.00
Net Issue		402,691.76

Fund Recap

Fund	Description	Check Count	Expensed Amount
11000	Operational Fund	49	188,493.88
21000	Food Services Fund	6	46,354.62
23010	Admin Discretionary Account	2	145.64
23102	General Activities	1	522.73
24101	Title I - IASA	4	3,064.81
24106	IDEA-B Entitlement	4	622.87
24154	Teach./Princp. Train & Recruit	2	4,135.20
24308	CRRSA, ESSER II	12	10,775.48
24330	ESSER III	10	54,786.76
25153	Title XIX MEDICAID 3/21 Years	2	5,279.75
25171	Child & Adult Food Program	5	15,444.82
25205	Gear Up New Mexico Initiative	7	2,737.40
26107	REC/District Fiscal Agent	4	5,426.17
27149	PreK Initiative	5	5,159.29
31200	Public School Capital Outlay	2	50,295.34
31701	Capital Improv. SB9 Local	1	9,447.00

The preceding Checks have been issued in accordance with the District's Policy and authorization of the Board of Trustees. It is recommended that the preceding Checks be approved.



Checks Dated 03/01/2023 through 03/31/2023

Check Number	Check Date	Pay to the Order of	Check Amount
		Total Number of Checks	68
			402,691.76
		Less Unpaid Tax Liability	.00
		Net (Check Amount)	402,691.76

The preceding Checks have been issued in accordance with the District's Policy and authorization of the Board of Trustees. It is recommended that the preceding Checks be approved.



Bank Account 130MAIN - Wells Fargo Checking

Payment Id	Comment						
Check # 14120	11000	03/01/2023	Check Amt	1,415.62	Status	Printed	Accountability and Compliance Resources LLC (000461/1)
6831			STARS Compliance				11000- 2100- 55915- 0000- 001118- 0000- 00000 707.81
6939			STARS Compliance				11000- 2100- 55915- 0000- 001118- 0000- 00000 707.81
Check # 14121	24308	03/01/2023	Check Amt	560.96	Status	Printed	Amaro's Carpet Cleaning (010114/1)
0286			Carpet Cleaning & Disinfecting Classrooms				24308- 2600- 55915- 0000- 001118- 0000- 00000 280.48
0318			Carpet Cleaning & Disinfecting Classrooms				24308- 2600- 55915- 0000- 001118- 0000- 00000 280.48
Check # 14122	11000	03/01/2023	Check Amt	13,146.25	Status	Printed	Association of Charter School Education Services (000635/1)
10693			K12 Business Services				11000- 2500- 53414- 0000- 001118- 0000- 00000 13,146.25
Check # 14123	11000	03/01/2023	Check Amt	3,634.79	Status	Printed	Autism Behavior Education Consultants of the West (010218/1)
1017			Speech Pathology				11000- 2100- 53212- 2000- 001118- 0000- 00000 3,071.31
1019			Speech Pathology				11000- 2100- 53212- 2000- 001118- 0000- 00000 563.48
Check # 14124	11000	03/01/2023	Check Amt	606.62	Status	Printed	Brady Industries, LLC (000620/1)
7716975			Supplies				11000- 2600- 56118- 0000- 001118- 0000- 00000 606.62
Check # 14125	24308	03/01/2023	Check Amt	258.75	Status	Printed	Crystal Springs (010183/3)
224239267			Water, Water bottles				24308- 2400- 56118- 0000- 001118- 0000- 00000 258.75
Check # 14126	24330	03/01/2023	Check Amt	29,770.25	Status	Printed	Istation (010006/2)
SIN022503			Istation Bundle - Reading, Spanish, and Math				24330- 1000- 56113- 1010- 001118- 0000- 00000 29,770.25
Check # 14127	11000	03/01/2023	Check Amt	149.20	Status	Printed	Jones School Supply Company (010281/1)
1932422			Science Fair Ribbons				11000- 1000- 56118- 1010- 001118- 0000- 00000 149.20
Check # 14128	11000	03/01/2023	Check Amt	44.00	Status	Printed	Judith Balderrama (010280/1)
20230228			Background Check				11000- 2500- 53711- 0000- 001118- 0000- 00000 44.00
Check # 14129	11000	03/01/2023	Check Amt	75.00	Status	Printed	Nuria Ortiz (010187/1)
20230227			Virtual Retreats				11000- 1000- 53330- 1010- 001118- 0000- 00000 75.00
Check # 14130	11000	03/01/2023	Check Amt	127.15	Status	Printed	Orkin Pest Control (000697/2)
239961357			Pest Control Services				11000- 2600- 55915- 0000- 001118- 0000- 00000 127.15
Check # 14131	31701	03/01/2023	Check Amt	9,447.00	Status	Printed	STS Education (010217/1)
INV-0008319			Promethean				31701- 4000- 57331- 0000- 001118- 0000- 00000 9,447.00
Check # 14132	24308	03/01/2023	Check Amt	1,512.00	Status	Printed	T-Mobile USA Inc (010181/1)
1786-20230221			T Mobile Hotspots				24308- 2600- 54416- 0000- 001118- 0000- 00000 666.50
3010-20230221			T Mobile Hotspots				24308- 2600- 54416- 0000- 001118- 0000- 00000 603.40
3057-20230221			T Mobile Hotspots				24308- 2600- 54416- 0000- 001118- 0000- 00000 242.10
* Break in sequence							
Check # 14138	11000	03/09/2023	Check Amt	31.99	Status	Printed	ABCWUA (000221/1)
166699770195			Water				11000- 2600- 54415- 0000- 001118- 0000- 00000 27.53
							21000- 3100- 54415- 0000- 001118- 0000- 00000 4.46

Selection Sorted by Check Number, Inv #, Include Address=No, (Org = 130, Source = N, Pay To = N, Payment Method = N, Starting Check Date = 3/1/2023, Ending Check Date = 3/31/2023, Summary? = N, Sort/Group 1 = , Sort/Group 2 =)



Bank Account 130MAIN - Wells Fargo Checking

Payment Id	Comment						
Check # 14139	11000	03/09/2023	Check Amt	707.81	Status	Printed	Accountability and Compliance Resources LLC (000461/1)
6988		STARS Compliance					11000- 2100- 55915- 0000- 001118- 0000- 00000 707.81
Check # 14140	11000	03/09/2023	Check Amt	1,928.33	Status	Printed	Association of Charter School Education Services (000635/1)
10774		Security Services					11000- 2600- 55915- 0000- 001118- 0000- 00000 1,928.33
Check # 14141	25205	03/09/2023	Check Amt	95.00	Status	Printed	Beal School Bus Company (010095/1)
13184		Gear Up- STEM Conference					25205- 1000- 55819- 1010- 001118- 0000- 00000 95.00
Check # 14142	25153	03/09/2023	Check Amt	2,866.15	Status	Printed	Charter School Nursing Service (000251/1)
12312018-577		Nursing Services for FY23					25153- 2100- 55915- 2000- 001118- 0000- 00000 2,866.15
Check # 14143	11000	03/09/2023	Check Amt	7,584.61	Status	Printed	Cooperative Educational Services (000070/1)
36-043001		Diagnostician FY 23					11000- 2100- 53211- 2000- 001118- 0000- 00000 213.79
36-043251		Diagnostician FY 23					11000- 2100- 53211- 2000- 001118- 0000- 00000 120.26
36-043641		Diagnostician FY 23					11000- 2100- 53211- 2000- 001118- 0000- 00000 66.81
36-044700		Diagnostician FY 23					11000- 2100- 53211- 2000- 001118- 0000- 00000 1,229.47
36-044926		Diagnostician FY 23					11000- 2100- 53211- 2000- 001118- 0000- 00000 528.94
DIAG-36-046732		Diagnostician FY 23					11000- 2100- 53211- 2000- 001118- 0000- 00000 1,536.82
DIAG-36-046868		Diagnostician FY 23					11000- 2100- 53211- 2000- 001118- 0000- 00000 1,601.16
RT-36-046732		RT in Classrooms					24330- 1000- 53414- 1010- 001118- 0000- 00000 1,000.72
RT-36-046868		RT in Classrooms					24330- 1000- 53414- 1010- 001118- 0000- 00000 1,286.64
Check # 14144	24308	03/09/2023	Check Amt	219.75	Status	Printed	Crystal Springs (010183/3)
303231388		Water, Water bottles					24308- 2400- 56118- 0000- 001118- 0000- 00000 219.75
Check # 14145	11000	03/09/2023	Check Amt	987.48	Status	Printed	De Lage Landen Financial Services Inc (000411/2)
79112941		Lease Rental - Copy Machine					11000- 2400- 53711- 0000- 001118- 0000- 00000 50.48 11000- 2400- 54630- 0000- 001118- 0000- 00000 937.00
Check # 14146	11000	03/09/2023	Check Amt	3,300.00	Status	Printed	Dual Language Education of NM (000156/2)
LC22-02		Training-Virtual					11000- 1000- 53711- 1010- 001118- 0000- 00000 3,300.00
Check # 14147	11000	03/09/2023	Check Amt	423.80	Status	Printed	Jesus A Moncada (000111/2)
20230208		Supplies					11000- 1000- 56118- 1010- 001118- 0000- 00000 32.74
20230210		Supplies					11000- 1000- 56118- 1010- 001118- 0000- 00000 129.91
20230221		Supplies					11000- 2600- 54416- 0000- 001118- 0000- 00000 172.16
20230227		Supplies					11000- 1000- 56118- 1010- 001118- 0000- 00000 88.99
Check # 14148	11000	03/09/2023	Check Amt	765.00	Status	Printed	Marcia Lee Unnever, Kids Focus (000579/2)
20230228		Kids Focus					11000- 1000- 55915- 1010- 001118- 0000- 00000 765.00
Check # 14149	11000	03/09/2023	Check Amt	514.58	Status	Printed	Saylor Family Trust, LLC (000555/1)
20230201		Lease and Insurance					11000- 2600- 54610- 0000- 001118- 0000- 00000 514.58
Check # 14150	31200	03/09/2023	Check Amt	41,186.17	Status	Printed	Saylor Family Trust, LLC (000555/1)
20230201-1		Lease and Insurance					11000- 2600- 54610- 0000- 001118- 0000- 00000 16,038.50

Selection Sorted by Check Number, Inv #, Include Address=No, (Org = 130, Source = N, Pay To = N, Payment Method = N, Starting Check Date = 3/1/2023, Ending Check Date = 3/31/2023, Summary? = N, Sort/Group 1 = , Sort/Group 2 =)



Bank Account 130MAIN - Wells Fargo Checking

Payment Id	Comment						
Check # 14150	31200	03/09/2023	Check Amt	41,186.17	Status	Printed	Saylor Family Trust, LLC (000555/1) - continued
20230201-1	Lease and Insurance						31200- 4000- 54610- 0000- 001118- 0000- 00000 25,147.67
Check # 14151	11000	03/09/2023	Check Amt	514.58	Status	Printed	Saylor Family Trust, LLC (000555/1)
20230301	Lease and Insurance						11000- 2600- 54610- 0000- 001118- 0000- 00000 514.58
Check # 14152	31200	03/09/2023	Check Amt	41,186.17	Status	Printed	Saylor Family Trust, LLC (000555/1)
20230301-1	Lease and Insurance						11000- 2600- 54610- 0000- 001118- 0000- 00000 16,038.50 31200- 4000- 54610- 0000- 001118- 0000- 00000 25,147.67
Check # 14153	23010	03/09/2023	Check Amt	122.92	Status	Printed	Theresa Bustos (010132/1)
20230206	PD Breakfast						23010- 1000- 53711- 9000- 001118- 0000- 00000 119.67
20230223	PD Breakfast						23010- 1000- 56118- 1010- 001118- 0000- 00000 3.25
Check # 14154	11000	03/09/2023	Check Amt	200.00	Status	Printed	Western State Fire Protection Co. (000577/1)
WSF495021	Annual Fire Inspections						11000- 2600- 54312- 0000- 001118- 0000- 00000 200.00
Check # 14155	11000	03/14/2023	Check Amt	1,470.79	Status	Printed	Bilingual Multicultural Services Inc (000241/1)
CD2023-7	Ancillary Services						11000- 2100- 53213- 2000- 001118- 0000- 00000 1,470.79
Check # 14156	11000	03/14/2023	Check Amt	2,973.32	Status	Printed	Brady Industries, LLC (000620/1)
7899891	Cleaning Supplies						11000- 2600- 56118- 0000- 001118- 0000- 00000 2,973.32
Check # 14157	11000	03/14/2023	Check Amt	1,579.71	Status	Printed	Cooperative Educational Services (000070/1)
DIAG-36-047152	Diagnostician FY 23						11000- 2100- 53211- 2000- 001118- 0000- 00000 1,079.35
RT-36-047152	RT in Classrooms						24330- 1000- 53414- 1010- 001118- 0000- 00000 500.36
Check # 14158	24308	03/14/2023	Check Amt	326.00	Status	Printed	Crystal Springs (010183/3)
310233575	Water, Water bottles						24308- 2400- 56118- 0000- 001118- 0000- 00000 326.00
Check # 14159	11000	03/14/2023	Check Amt	2,693.75	Status	Printed	DMH Law, LLC (010219/1)
177	Legal Services						11000- 2300- 53413- 0000- 001118- 0000- 00000 2,693.75
Check # 14160	11000	03/14/2023	Check Amt	699.30	Status	Printed	Ephesus Office Technologies (000209/1)
AR127809	Copy Machine Maintenance						11000- 2400- 55915- 0000- 001118- 0000- 00000 321.10
AR127810	Copy Machine Maintenance						11000- 2400- 55915- 0000- 001118- 0000- 00000 378.20
Check # 14161	23102	03/14/2023	Check Amt	522.73	Status	Printed	Home Run Consultants Inc (010282/1)
523411	Chocolate Fund Raiser						23102- 1000- 56118- 1010- 001118- 0000- 00000 522.73
Check # 14162	11000	03/14/2023	Check Amt	17.99	Status	Printed	Nuria Ortiz (010187/1)
20230307	Amazon Purchase						11000- 1000- 56118- 1010- 001118- 0000- 00000 17.99
Check # 14163	11000	03/14/2023	Check Amt	90.06	Status	Printed	Rachel Gamboa (010198/1)
20230308	Supplies						11000- 1000- 56118- 1010- 001118- 0000- 00000 90.06
Check # 14164	11000	03/14/2023	Check Amt	5,626.00	Status	Reissued	Rising Sun Technologies (010179/1)
1741	Technology Services						11000- 2500- 54320- 0000- 001118- 0000- 00000 5,626.00
	Reversal of EX23-00738						11000- 2500- 54320- 0000- 001118- 0000- 00000 5,626.00-

Selection Sorted by Check Number, Inv #, Include Address=No, (Org = 130, Source = N, Pay To = N, Payment Method = N, Starting Check Date = 3/1/2023, Ending Check Date = 3/31/2023, Summary? = N, Sort/Group 1 = , Sort/Group 2 =)



Bank Account 130MAIN - Wells Fargo Checking

Payment Id	Comment						
Check # 14165	23010	03/14/2023	Check Amt	22.72	Status	Printed	Theresa Bustos (010132/1)
20230309		PD Breakfast					23010- 1000- 56118- 1010- 001118- 0000- 00000 22.72
Check # 14166	11000	03/14/2023	Check Amt	137.68	Status	Printed	Verizon Wireless (000206/1)
9928519009		Cell Phone Services					11000- 2600- 54416- 0000- 001118- 0000- 00000 137.68
* Break in sequence							
Check # 14172	24330	03/27/2023	Check Amt	3,150.00	Status	Printed	Legends of Learning, Inc. (010241/2)
3984		Learning Platform Subscription					24330- 1000- 56113- 1010- 001118- 0000- 00000 3,150.00
Check # 14173	11000	03/27/2023	Check Amt	965.00	Status	Printed	Albuquerque Charter School League (000744/1)
013-2		Soccer Services					11000- 1000- 53711- 9000- 001118- 0000- 00000 305.00
049-3		Volleyball Officials					11000- 1000- 53711- 9000- 001118- 0000- 00000 660.00
Check # 14174	24308	03/27/2023	Check Amt	420.71	Status	Printed	Amaro's Carpet Cleaning (010114/1)
0330		Carpet Cleaning & Disinfecting Classrooms					11000- 2600- 55915- 0000- 001118- 0000- 00000 140.24 24308- 2600- 55915- 0000- 001118- 0000- 00000 280.47
Check # 14175	11000	03/27/2023	Check Amt	225.00	Status	Printed	Beal School Bus Company (010095/1)
13006		Bus Transportation					11000- 1000- 55817- 1010- 001118- 0000- 00000 225.00
Check # 14176	11000	03/27/2023	Check Amt	134.39	Status	Printed	Comcast (000208/1)
167400643		Internet and phone					11000- 2600- 54416- 0000- 001118- 0000- 00000 134.39
Check # 14177	11000	03/27/2023	Check Amt	2,995.00	Status	Printed	Complete Behavioral Heath (010223/1)
20230313		CBH					11000- 2100- 53214- 2000- 001118- 0000- 00000 2,995.00
Check # 14178	24308	03/27/2023	Check Amt	117.50	Status	Printed	Crystal Springs (010183/3)
317235728		Water, Water bottles					24308- 2400- 56118- 0000- 001118- 0000- 00000 117.50
Check # 14179	11000	03/27/2023	Check Amt	88.47	Status	Printed	K12 Accounting LLC (010268/1)
2754-CDH		Tax Forms					11000- 2500- 56118- 0000- 001118- 0000- 00000 88.47
Check # 14180	11000	03/27/2023	Check Amt	1,160.00	Status	Printed	Meza, Julio (010051/1)
PO23-0101		Soccer Jersey's					11000- 1000- 56118- 9000- 001118- 0000- 00000 1,160.00
Check # 14181	11000	03/27/2023	Check Amt	201.00	Status	Printed	Pitney Bowes Purchase Power (000760/3)
20230301		Monthly Postage Machine Rental and Stamps					11000- 2400- 56118- 0000- 001118- 0000- 00000 201.00
Check # 14182	11000	03/27/2023	Check Amt	10,822.00	Status	Printed	Rising Sun Technologies (010179/1)
1741		Technology Services					11000- 2500- 54320- 0000- 001118- 0000- 00000 5,411.00
1742		Technology Services					11000- 2500- 54320- 0000- 001118- 0000- 00000 5,411.00
* Break in sequence							
Check # 14189	11000	03/30/2023	Check Amt	2,588.00	Status	Printed	Active InternetTechnologies (010279/1)
INV046916A		Finalsite					11000- 2500- 56113- 0000- 001118- 0000- 00000 2,588.00
Check # 14190	11000	03/30/2023	Check Amt	1,977.76	Status	Printed	Amaro's Carpet Cleaning (010114/1)

Selection Sorted by Check Number, Inv #, Include Address=No, (Org = 130, Source = N, Pay To = N, Payment Method = N, Starting Check Date = 3/1/2023, Ending Check Date = 3/31/2023, Summary? = N, Sort/Group 1 = , Sort/Group 2 =)



Bank Account 130MAIN - Wells Fargo Checking

Payment Id	Comment							
Check # 14190	11000	03/30/2023	Check Amt	1,977.76	Status	Printed	Amaro's Carpet Cleaning (010114/1) - continued	
0329			Carpet Cleaning & Disinfecting Classrooms				11000- 2600- 55915- 0000- 001118- 0000- 00000	194.17
0347			Carpet Cleaning & Disinfecting Classrooms				24308- 2600- 55915- 0000- 001118- 0000- 00000	280.48
0348			Carpet Cleaning & Disinfecting Classrooms				11000- 2600- 55915- 0000- 001118- 0000- 00000	1,503.11
Check # 14191	21000	03/30/2023	Check Amt	77,089.02	Status	Printed	Association of Charter School Education Services (000635/1)	
10622			Security Services				11000- 2600- 55915- 0000- 001118- 0000- 00000	1,832.87
10648			Food Service				21000- 3100- 55915- 0000- 001118- 0000- 00000	45,632.72
							25171- 3100- 55915- 0000- 001118- 0000- 00000	15,210.90
10653			Security Services				11000- 2600- 55915- 0000- 001118- 0000- 00000	1,756.50
10655			Elia Romero: Cadre Services				24330- 1000- 55915- 1010- 001118- 0000- 00000	5,454.54
10806			Security Services				11000- 2600- 55915- 0000- 001118- 0000- 00000	1,746.95
10813			Elia Romero: Cadre Services				24330- 1000- 55915- 1010- 001118- 0000- 00000	5,454.54
Check # 14192	25153	03/30/2023	Check Amt	2,413.60	Status	Printed	Charter School Nursing Service (000251/1)	
12312018-548			Nursing Services for FY23				25153- 2100- 55915- 2000- 001118- 0000- 00000	2,413.60
Check # 14193	25205	03/30/2023	Check Amt	1,889.00	Status	Printed	Customlnk Parent LLC (010273/1)	
63691953			Gear Up Shirts				25205- 1000- 56118- 1010- 001118- 0000- 00000	1,889.00
Check # 14194	11000	03/30/2023	Check Amt	1,380.00	Status	Printed	Directional Ad-Vantage Holding (010275/1)	
260304			Coronado Advertisement				11000- 2500- 55400- 0000- 001118- 0000- 00000	690.00
260305			Coronado Advertisement				11000- 2500- 55400- 0000- 001118- 0000- 00000	345.00
261040			Coronado Advertisement				11000- 2500- 55400- 0000- 001118- 0000- 00000	345.00
Check # 14195	24154	03/30/2023	Check Amt	4,135.00	Status	Printed	Eduservice, Inc. (000727/1)	
4141			No None Sense Nurture Courses				24154- 1000- 53330- 0000- 001118- 0000- 00000	4,135.00
Check # 14196	11000	03/30/2023	Check Amt	50.00	Status	Printed	Metropolitan Life Insurance (901002/1)	
20230203-REG			Metropolitan Life Insurance (901002/1) 02/03/2023 (REG)				11000- - 23147- - - -	25.00
20230217-REG			Metropolitan Life Insurance (901002/1) 02/17/2023 (REG)				11000- - 23147- - - -	25.00
Check # 14197	11000	03/14/2023	Check Amt	230.35	Status	Printed	Pre-Paid Legal Services, Inc. (901000/1)	
20230203-REG			Pre-Paid Legal Services, Inc. (901000/1) 02/03/2023 (REG)				11000- - 23147- - - -	111.81
							25205- - 23147- - - -	3.39
20230217-REG			Pre-Paid Legal Services, Inc. (901000/1) 02/17/2023 (REG)				11000- - 23147- - - -	111.76
							25205- - 23147- - - -	3.39
Check # 14198	24330	03/31/2023	Check Amt	2,535.00	Status	Printed	New Mexico Association for the Education of Young Children (000710/1)	
2023-37			Conference				27149- 2100- 53330- 2000- 001118- 0000- 00000	195.00
2023-40			Conference				24330- 1000- 53330- 1010- 001118- 0000- 00000	1,560.00
2023-41			Conference				24330- 1000- 53330- 1010- 001118- 0000- 00000	390.00
							27149- 1000- 53330- 1010- 001118- 0000- 00000	390.00

Bank Account 130MAIN - Wells Fargo Checking

Payment Id	Comment							
* Break in sequence								
Check #	VCH-00000228	11000	03/14/2023	Check Amt	655.44	Status	Printed	American Family Life (901012/1)
	20230203-REG			American Family Life (901012/1) 02/03/2023 (REG)		11000-	- 23150-	- - - 327.72
	20230217-REG			American Family Life (901012/1) 02/17/2023 (REG)		11000-	- 23150-	- - - 327.72
Check #	VCH-00000229	11000	03/14/2023	Check Amt	75,183.14	Status	Printed	NM Educational RetirementBoard (900005/1)
	20230203-REG			NM Educational RetirementBoard (900005/1) 02/03/2023 (REG)		11000-	- 23124-	- - - 26,485.84
						21000-	- 23124-	- - - 304.92
						24101-	- 23124-	- - - 1,146.24
						24106-	- 23124-	- - - 247.00
						24308-	- 23124-	- - - 2,212.29
						24330-	- 23124-	- - - 1,495.17
						25171-	- 23124-	- - - 101.65
						25205-	- 23124-	- - - 152.14
						26107-	- 23124-	- - - 1,942.01
						27149-	- 23124-	- - - 1,663.56
	20230217-REG			NM Educational RetirementBoard (900005/1) 02/17/2023 (REG)		11000-	- 23124-	- - - 28,969.14
						21000-	- 23124-	- - - 304.92
						24101-	- 23124-	- - - 1,275.73
						24106-	- 23124-	- - - 247.00
						24308-	- 23124-	- - - 2,280.73
						24330-	- 23124-	- - - 2,324.27
						25171-	- 23124-	- - - 101.65
						25205-	- 23124-	- - - 193.92
						26107-	- 23124-	- - - 2,040.71
						27149-	- 23124-	- - - 1,694.25
Check #	VCH-00000230	11000	03/09/2023	Check Amt	8,142.10	Status	Printed	NM RHC (900006/1)
	20230203-REG			NM RHC (900006/1) 02/03/2023 (REG)		11000-	- 23123-	- - - 2,860.68
						21000-	- 23123-	- - - 36.52
						24101-	- 23123-	- - - 123.47
						24106-	- 23123-	- - - 29.58
						24308-	- 23123-	- - - 240.42
						24330-	- 23123-	- - - 163.78
						25171-	- 23123-	- - - 12.17
						25205-	- 23123-	- - - 16.38
						26107-	- 23123-	- - - 209.16
						27149-	- 23123-	- - - 179.19
	20230217-REG			NM RHC (900006/1) 02/17/2023 (REG)		11000-	- 23123-	- - - 3,128.01

Selection Sorted by Check Number, Inv #, Include Address=No, (Org = 130, Source = N, Pay To = N, Payment Method = N, Starting Check Date = 3/1/2023, Ending Check Date = 3/31/2023, Summary? = N, Sort/Group 1 = , Sort/Group 2 =)



Bank Account 130MAIN - Wells Fargo Checking

Payment Id		Comment											
Check #	VCH-00000230	11000	03/09/2023	Check Amt	8,142.10	Status	Printed	NM RHC (900006/1) - continued					
	20230217-REG		NM RHC (900006/1) 02/17/2023 (REG)					21000-	- 23123-	-	-	-	36.52
								24101-	- 23123-	-	-	-	137.42
								24106-	- 23123-	-	-	-	29.58
								24308-	- 23123-	-	-	-	248.62
								24330-	- 23123-	-	-	-	255.26
								25171-	- 23123-	-	-	-	12.17
								25205-	- 23123-	-	-	-	20.88
								26107-	- 23123-	-	-	-	219.79
								27149-	- 23123-	-	-	-	182.50
Check #	VCH-00000231	11000	03/17/2023	Check Amt	7,169.96	Status	Printed	NM Taxation/Revenue Department (900003/1)					
	20230203-REG		NM Taxation/Revenue Department (900003/1) 02/03/2023 (REG)					11000-	- 23142-	-	-	-	2,438.15
								21000-	- 23142-	-	-	-	13.34
								24101-	- 23142-	-	-	-	166.06
								24106-	- 23142-	-	-	-	14.57
								24308-	- 23142-	-	-	-	242.44
								24330-	- 23142-	-	-	-	133.53
								25171-	- 23142-	-	-	-	4.45
								25205-	- 23142-	-	-	-	13.12
								26107-	- 23142-	-	-	-	122.37
								27149-	- 23142-	-	-	-	159.87
	20230217-REG		NM Taxation/Revenue Department (900003/1) 02/17/2023 (REG)					11000-	- 23142-	-	-	-	2,846.52
								21000-	- 23142-	-	-	-	13.34
								24101-	- 23142-	-	-	-	184.23
								24106-	- 23142-	-	-	-	12.40
								24154-	- 23142-	-	-	-	.20
								24308-	- 23142-	-	-	-	241.08
								24330-	- 23142-	-	-	-	243.53
								25171-	- 23142-	-	-	-	4.45
								25205-	- 23142-	-	-	-	18.38
								26107-	- 23142-	-	-	-	133.09
								27149-	- 23142-	-	-	-	164.84
Check #	VCH-00000232	11000	03/01/2023	Check Amt	23,058.34	Status	Printed	NMPSIA (900001/1)					
	20230203-REG		NMPSIA (900001/1) 02/03/2023 (REG)					11000-	- 23125-	-	-	-	7,972.63
								21000-	- 23125-	-	-	-	3.94
								24101-	- 23125-	-	-	-	15.83
								24106-	- 23125-	-	-	-	16.13

Selection Sorted by Check Number, Inv #, Include Address=No, (Org = 130, Source = N, Pay To = N, Payment Method = N, Starting Check Date = 3/1/2023, Ending Check Date = 3/31/2023, Summary? = N, Sort/Group 1 = , Sort/Group 2 =)



Bank Account 130MAIN - Wells Fargo Checking

Payment Id		Comment										
Check #	VCH-00000232	11000	03/01/2023	Check Amt	23,058.34	Status	Printed	NMPSIA (900001/1) - continued				
20230203-REG	NMPSIA (900001/1) 02/03/2023 (REG)							24308-	- 23125-	-	-	1,328.54
								24330-	- 23125-	-	-	370.57
								25171-	- 23125-	-	-	1.32
								25205-	- 23125-	-	-	165.90
								26107-	- 23125-	-	-	376.89
20230217-REG	NMPSIA (900001/1) 02/17/2023 (REG)							27149-	- 23125-	-	-	265.04
								11000-	- 23125-	-	-	8,798.55
								21000-	- 23125-	-	-	3.94
								24101-	- 23125-	-	-	15.83
								24106-	- 23125-	-	-	14.93
								24308-	- 23125-	-	-	1,328.54
								24330-	- 23125-	-	-	373.20
								25171-	- 23125-	-	-	1.32
								25205-	- 23125-	-	-	165.90
								26107-	- 23125-	-	-	376.89
								27149-	- 23125-	-	-	265.04
NMPSIA ADJ FOR MARCH	NMPSIA Adj for March							11000-	- 23125-	-	-	619.33
								11000- 1000- 52311- 4010- 001118- 1416- 00000				584.45
								11000- 1000- 52312- 1010- 001118- 1711- 00000				5.26-
								11000- 1000- 52313- 4010- 001118- 1416- 00000				25.66
								11000- 1000- 52314- 4010- 001118- 1416- 00000				4.24
								24106-	- 23125-	-	-	11.68
								24308-	- 23125-	-	-	366.62-
								24308- 2100- 52311- 4025- 001118- 1218- 00000				516.24-
								24308- 2100- 52312- 4025- 001118- 1218- 00000				7.89-
								24308- 2100- 52313- 4025- 001118- 1218- 00000				8.58-
								24308- 2100- 52314- 4025- 001118- 1218- 00000				3.76-
								24330-	- 23125-	-	-	301.14
								24330- 2100- 52311- 0000- 001118- 1218- 00000				559.26
								25171- 3100- 52312- 0000- 001118- 1217- 00000				5.26-
								26107- 1000- 52312- 1010- 001118- 1711- 00000				5.26
Number of Items		68		408,317.76								

Bank Account 130MAIN - Wells Fargo Checking

Payment Id Comment

Number of Items 68 408,317.76 Totals for Org 130 - Christine Duncan Heritage

As of 03/31/2023		Fiscal Year 2022/23 Actuals			
Resource	Beginning Balance	Revenue Activity	Expense Activity	Net Activity	Resulting Balance
Fund 11000 - Operational Fund	727,969.32	3,515,483.95	3,497,881.29	17,602.66	745,571.98
Fund 14000 - Inst. Materials Fund	98.37	.00	.00	.00	98.37
Fund 21000 - Food Services Fund	88,922.40	235,418.88	355,320.80	119,901.92-	30,979.52-
Fund 23000 - Non-Instruct. Fund	1,353.68	5,543.49	8,651.63	3,108.14-	1,754.46-
Fund 23001 - Athletic	1,678.94	6,192.00	2,010.31	4,181.69	5,860.63
Fund 23002 - PreK Classroom	1,397.55-	.00	.00	.00	1,397.55-
Fund 23003 - Chess Club	39.71	.00	.00	.00	39.71
Fund 23004 - Student Council	706.08	.00	354.00	354.00-	352.08
Fund 23005 - Yearbook	2,129.50	.00	.00	.00	2,129.50
Fund 23006 - Cheer	140.02	.00	.00	.00	140.02
Fund 23007 - Sunshine	577.98	.00	.00	.00	577.98
Fund 23008 - Bilingual Seal	456.00	.00	.00	.00	456.00
Fund 23010 - Admin Discretionary Account	2,667.16	4,924.19	3,018.18	1,906.01	4,573.17
Fund 23100 - General Activities	.00	300.00	.00	300.00	300.00
Fund 23102 - General Activities	732.55	13,758.68	13,583.73	174.95	907.50
Fund 24101 - Title I - IASA	117,711.52-	156,611.26	110,259.99	46,351.27	71,360.25-
Fund 24106 - IDEA-B Entitlement	6,520.23-	40,039.49	39,088.31	951.18	5,569.05-
Fund 24118 - Fresh Fruit & Vegetables	419.42	.00	.00	.00	419.42
Fund 24153 - English Language Acquisition	1,782.00-	.00	1,279.68	1,279.68-	3,061.68-
Fund 24154 - Teach./Princ. Train & Recruit	5,350.00-	5,350.00	12,703.63	7,353.63-	12,703.63-
Fund 24183 - Carl Perkins Secondary-Redist2	15,398.97-	15,398.97	.00	15,398.97	.00
Fund 24308 - CRRSA, ESSER II	61,863.88-	64,340.30	185,486.67	121,146.37-	183,010.25-
Fund 24330 - ESSER III	.00	109,158.27	245,109.80	135,951.53-	135,951.53-
Fund 25153 - Title XIX MEDICAID 3/21 Years	58,379.69	13,607.67	12,099.08	1,508.59	59,888.28
Fund 25171 - Child & Adult Food Program					

Selection Grouped by Fund - Sorted by Resource, (Org = 130, As of Date = 3/31/2023, Actuals = Y, Enc = N, SACS Fund = N, SACS Rsrc = N, SACS = N, Restricted Accts = Y)



As of 03/31/2023	Fiscal Year 2022/23 Actuals				
Resource	Beginning Balance	Revenue Activity	Expense Activity	Net Activity	Resulting Balance
Fund 25171 - Child & Adult Food Program	34,766.76	123,578.20	66,194.44	57,383.76	92,150.52
Fund 25205 - Gear Up New Mexico Initiative	28,051.14-	45,769.70	26,528.95	19,240.75	8,810.39-
Fund 26107 - REC/District Fiscal Agent	.00	99,316.40	172,368.02	73,051.62-	73,051.62-
Fund 26177 - Elementry & Mid Sch Initiative	624.00-	.00	.00	.00	624.00-
Fund 27109 - Instructional Materials- GAA	3,500.58	.00	.00	.00	3,500.58
Fund 27149 - PreK Initiative	219,776.86-	349,186.61	168,897.12	180,289.49	39,487.37-
Fund 27183 - NM Grown FVV	1,755.00-	1,755.00	.00	1,755.00	.00
Fund 28211 - NM Schools Covid Testing	.00	.00	11,733.67	11,733.67-	11,733.67-
Fund 31200 - Public School Capital Outlay	74,604.25-	150,047.25	226,329.02	76,281.77-	150,886.02-
Fund 31600 - Capital Improv. HB 33	1,417,996.77	198,619.22	1,986.18	196,633.04	1,614,629.81
Fund 31700 - Capital Improv. SB9	20,350.00-	.00	.00	.00	20,350.00-
Fund 31701 - Capital Improv. SB9 Local	656,719.07	100,570.80	12,369.22	88,201.58	744,920.65
Fund 31703 - SB9 State Match Cash	.92	.00	21,835.65	21,835.65-	21,834.73-
Total for Org	2,444,069.52	5,254,970.33	5,195,089.37	59,880.96	2,503,950.48

130MAIN - Wells Fargo Checking											
Receipt Id	Receipt Status	Customer	Batch Id	Receipt Type	Receipt Date	Customer Reference #	Invoice #	Loc	Deposit Id	Comment	Receipt Amount
23-0000258	Posted	(000033) SA-Athletic	1041	Cash	03/01/23	222249			20230301	Volleyball Inscription	25.00
23001-0000-41701-0000-001118-0000-00000						25.00					
23-0000259	Posted	(000018) Student Activities	1041	Cash	03/01/23	222250			20230301	Activity Funds - Chocolates	417.99
23102-0000-41701-0000-001118-0000-00000						417.99					
23-0000260	Posted	(000033) SA-Athletic	1041	Cash	03/01/23	222251			20230301	Volleyball Inscription	25.00
23001-0000-41701-0000-001118-0000-00000						25.00					
23-0000261	Posted	(000033) SA-Athletic	1041	Cash	03/01/23	222252			20230301	Volleyball Inscription	25.00
23001-0000-41701-0000-001118-0000-00000						25.00					
23-0000262	Posted	(000039) SA-Admin Discretionary	1055	Check	03/02/23	222253			20230302	Vending Machines	117.00
23010-0000-41701-0000-001118-0000-00000						117.00					
23-0000263	Posted	(000033) SA-Athletic	1055	Cash	03/02/23	222254			20230302	Soccer uniform	65.00
23001-0000-41701-0000-001118-0000-00110						65.00					
23-0000264	Posted	(000033) SA-Athletic	1055	Cash	03/02/23	222255			20230302	Soccer uniform	65.00
23001-0000-41701-0000-001118-0000-00110						65.00					
23-0000265	Posted	(000033) SA-Athletic	1055	Cash	03/02/23	222256			20230302	Soccer uniform	65.00
23001-0000-41701-0000-001118-0000-00110						65.00					
23-0000266	Posted	(000033) SA-Athletic	1055	Cash	03/02/23	222257			20230302	Volleyball Inscription	25.00
23001-0000-41701-0000-001118-0000-00000						25.00					
23-0000267	Posted	(000033) SA-Athletic	1043	Cash	03/03/23	222258			20230303	Soccer uniform	65.00
23001-0000-41701-0000-001118-0000-00110						65.00					
23-0000268	Posted	(000033) SA-Athletic	1043	Cash	03/03/23	222259			20230303	Volleyball Inscription	25.00
23001-0000-41701-0000-001118-0000-00000						25.00					
23-0000269	Posted	(000033) SA-Athletic	1043	Cash	03/03/23	222260			20230303	Soccer uniform	65.00
23001-0000-41701-0000-001118-0000-00110						65.00					
23-0000270	Posted	(000033) SA-Athletic	1043	Cash	03/03/23	222261			20230303	Soccer uniform	65.00
23001-0000-41701-0000-001118-0000-00110						65.00					
23-0000271	Posted	(000033) SA-Athletic	1043	Cash	03/03/23	222262			20230303	Soccer uniform	65.00
23001-0000-41701-0000-001118-0000-00110						65.00					
23-0000272	Posted	(000033) SA-Athletic	1044	Cash	03/06/23	222263			20230306	Volleyball Inscription	25.00
23001-0000-41701-0000-001118-0000-00000						25.00					
23-0000273	Posted	(000033) SA-Athletic	1044	Cash	03/06/23	222264			20230306	Volleyball Inscription	25.00
23001-0000-41701-0000-001118-0000-00000						25.00					

* On Hold

Selection Sorted by Receipt Id, Filtered by (Org = 130, Starting Receipt Date = 3/1/2023, Ending Receipt Date = 3/31/2023, User Created = N, On Hold? = Y, No Invoice = Y, Accounts? = Y, Recap = O, Sort/Group =)



130MAIN - Wells Fargo Checking											
Receipt Id	Receipt Status	Customer	Batch Id	Receipt Type	Receipt Date	Customer Reference #	Invoice #	Loc	Deposit Id	Comment	Receipt Amount
23-0000274	Posted	(000033) SA-Athletic	1044	Cash	03/06/23	222266			20230306	Soccer uniform	65.00
						23001-0000-41701-0000-001118-0000-00110	65.00				
23-0000275	Posted	(000019) Miscellaneous	1044	Check	03/06/23	222265			20230306	EdFellow - RfR 7/1-12/31	99,316.40
						26107-0000-43214-0000-001118-0000-00000	99,316.40				
23-0000276	Posted	(000033) SA-Athletic	1053	Cash	03/08/23	222269			20230308	Soccer uniform	65.00
						23001-0000-41701-0000-001118-0000-00110	65.00				
23-0000277	Posted	(000018) Student Activities	1053	Cash	03/08/23	222268			20230308	Activity Funds - Chocolates	435.30
						23102-0000-41701-0000-001118-0000-00000	435.30				
23-0000278	Posted	(000033) SA-Athletic	1053	Cash	03/08/23	222267			20230308	Volleyball Games	280.00
						23001-0000-41701-0000-001118-0000-00000	280.00				
23-0000279	Posted	(000033) SA-Athletic	1054	Cash	03/13/23	222270			20230313	Volleyball Games	80.00
						23001-0000-41701-0000-001118-0000-00000	80.00				
23-0000280	Posted	(000008) USDA	1048	Electronic F	03/08/23				20230308	USDA NSLP - 2023 01	32,973.82
						21000-0000-44500-0000-001118-0000-00000	32,973.82				
23-0000282	Posted	(000001) State Equalization Guar	1049	Electronic F	03/14/23				20230314	SEG - 2023 03	410,616.00
						11000-0000-43101-0000-001118-0000-00000	410,616.00				
23-0000283	Posted	(000015) SB-9 Local	1050	Electronic F	03/15/23				20230315	SandCo SB-9 - 2023 02	40.52
						31701-0000-41110-0000-001118-0000-00000	40.52				
23-0000284	Posted	(000030) SB-9 Fee	1050	Electronic F	03/15/23				20230315	SandCo SB-9 Fee - 2023 02	.41-
						31701-2300-53712-0000-001118-0000-00000	.41-				
23-0000285	Posted	(000014) HB-33 Local	1051	Electronic F	03/15/23				20230315	SandCo HB-33 - 2023 02	79.82
						31600-0000-41110-0000-001118-0000-00000	79.82				
23-0000287	Posted	(000029) HB-33 Fee	1051	Electronic F	03/15/23				20230315	SandCo HB-33 Fee - 2023 02	.80-
						31600-2300-53712-0000-001118-0000-00000	.80-				
23-0000288	Posted	(000008) USDA	1052	Electronic F	03/10/23				20230310	Final USDA SCA	21,883.00
						21000-0000-44500-0000-001118-0000-00000	21,883.00				
23-0000289	Posted	(000018) Student Activities	1056	Cash	03/14/23	222272			20230314	Activity Funds - Chocolates	232.15
						23102-0000-41701-0000-001118-0000-00000	232.15				
23-0000290	Posted	(000020) PreK	1056	Check	03/14/23	222271			20230314	RfR - 118-2223-27149-0005	15,524.34
						27149-0000-41924-0000-001118-0000-00000	15,524.34				
23-0000291	Posted	(000019) Miscellaneous	1056	Check	03/14/23	222271			20230314	RfR - 118-2223-24330-0001	109,158.27
						24330-0000-41924-0000-001118-0000-00000	109,158.27				

* On Hold

Selection Sorted by Receipt Id, Filtered by (Org = 130, Starting Receipt Date = 3/1/2023, Ending Receipt Date = 3/31/2023, User Created = N, On Hold? = Y, No Invoice = Y, Accounts? = Y, Recap = O, Sort/Group =)

130MAIN - Wells Fargo Checking											
Receipt Id	Receipt Status	Customer	Batch Id	Receipt Type	Receipt Date	Customer Reference #	Invoice #	Loc	Deposit Id	Comment	Receipt Amount
23-0000292	Posted	(000012) IDEA B	1056	Check	03/14/23	222271			20230314	RfR - 118-2223-24106-0004	2,525.49
24106-0000-41924-0000-001118-0000-00000						2,525.49					
23-0000293	Posted	(000015) SB-9 Local	1057	Electronic F	03/20/23				20230320	BernCo SB-9 - 2023 02	1,473.09
31701-0000-41110-0000-001118-0000-00000						1,473.09					
23-0000294	Posted	(000030) SB-9 Fee	1057	Electronic F	03/20/23				20230320	BernCo SB-9 Fee - 2023 02	14.73-
31701-2300-53712-0000-001118-0000-00000						14.73-					
23-0000295	Posted	(000014) HB-33 Local	1057	Electronic F	03/20/23				20230320	BernCo HB-33 - 2023 02	2,911.92
31600-0000-41110-0000-001118-0000-00000						2,911.92					
23-0000296	Posted	(000029) HB-33 Fee	1057	Electronic F	03/20/23				20230320	BernCo HB-33 Fee - 2023 02	29.12-
31600-2300-53712-0000-001118-0000-00000						29.12-					
23-0000297	Posted	(000033) SA-Athletic	1058	Cash	03/28/23	222275			20230328	Volleyball Games	160.00
23001-0000-41701-0000-001118-0000-00000						160.00					
23-0000298	Posted	(000020) PreK	1058	Check	03/28/23	222276			20230328	RfR - 118-2223-27149-0001	67,034.86
27149-0000-41924-0000-001118-0000-00000						67,034.86					
23-0000299	Posted	(000020) PreK	1058	Check	03/28/23	222276			20230328	RfR - 118-2223-27149-0002	15,652.38
27149-0000-41924-0000-001118-0000-00000						15,652.38					
23-0000300	Posted	(000009) Title I	1058	Check	03/28/23	222277			20230328	RfR - 118-2222-24101-0005	11,070.34
24101-0000-41924-0000-001118-0000-00000						11,070.34					
23-0000301	Posted	(000018) Student Activities	1059	Cash	03/16/23	222274			20230316	Activity Funds - Chocolates	244.10
23102-0000-41701-0000-001118-0000-00000						244.10					
23-0000302	Posted	(000033) SA-Athletic	1060	Cash	03/15/23	222273			20230315	Volleyball Games	500.00
23001-0000-41701-0000-001118-0000-00000						500.00					

Total for Christine Duncan Heritage 793,441.73

Fund-Object Recap

11000-43101	State Equalization Guarantee	410,616.00
Fund 11000 - Operational Fund		410,616.00
21000-44500	Restricted Grants-Fed Thru St	54,856.82
Fund 21000 - Food Services Fund		54,856.82
23001-41701	Fees – Activities	1,780.00
Fund 23001 - Athletic		1,780.00

* On Hold

Selection Sorted by Receipt Id, Filtered by (Org = 130, Starting Receipt Date = 3/1/2023, Ending Receipt Date = 3/31/2023, User Created = N, On Hold? = Y, No Invoice = Y, Accounts? = Y, Recap = O, Sort/Group =)

130MAIN - Wells Fargo Checking

Receipt Id	Receipt Status	Customer	Batch Id	Receipt Type	Receipt Date	Customer Reference #	Invoice #	Loc	Deposit Id	Comment	Receipt Amount
Fund-Object Recap											
		23010-41701		Fees – Activities							117.00
										Fund 23010 - Admin Discretionary Account	117.00
		23102-41701		Fees – Activities							1,329.54
										Fund 23102 - General Activities	1,329.54
		24101-41924		Flow-through - Dist to Charter							11,070.34
										Fund 24101 - Title I - IASA	11,070.34
		24106-41924		Flow-through - Dist to Charter							2,525.49
										Fund 24106 - IDEA-B Entitlement	2,525.49
		24330-41924		Flow-through - Dist to Charter							109,158.27
										Fund 24330 - ESSER III	109,158.27
		26107-43214		Inter-Govmtl Contract Rev/REC							99,316.40
										Fund 26107 - REC/District Fiscal Agent	99,316.40
		27149-41924		Flow-through - Dist to Charter							98,211.58
										Fund 27149 - PreK Initiative	98,211.58
		31600-41110		Ad Valorem Taxes by Sch Dist.							2,991.74
		31600-53712		County Tax Collection Costs							29.92-
										Fund 31600 - Capital Improv. HB 33	2,961.82
		31701-41110		Ad Valorem Taxes by Sch Dist.							1,513.61
		31701-53712		County Tax Collection Costs							15.14-
										Fund 31701 - Capital Improv. SB9 Local	1,498.47
										Total for Christine Duncan Heritage	793,441.73
Org Recap											

* On Hold

Selection Sorted by Receipt Id, Filtered by (Org = 130, Starting Receipt Date = 3/1/2023, Ending Receipt Date = 3/31/2023, User Created = N, On Hold? = Y, No Invoice = Y, Accounts? = Y, Recap = O, Sort/Group =)



130MAIN - Wells Fargo Checking

Receipt Id	Receipt Status	Customer	Batch Id	Receipt Type	Receipt Date	Customer Reference #	Invoice #	Loc	Deposit Id	Comment	Receipt Amount
------------	----------------	----------	----------	--------------	--------------	----------------------	-----------	-----	------------	---------	----------------

Org Recap

Christine Duncan Heritage

\$ - Cash	3,109.54
C - Check	320,399.08
E - Electronic Funds Xfer	469,933.11
Total Receipts	793,441.73
Report Total	793,441.73

* On Hold

Selection Sorted by Receipt Id, Filtered by (Org = 130, Starting Receipt Date = 3/1/2023, Ending Receipt Date = 3/31/2023, User Created = N, On Hold? = Y, No Invoice = Y, Accounts? = Y, Recap = O, Sort/Group =)



Balances through 03/31/2023						Fiscal Year 2022/23
Funds- Func- Obj ct - Pr gm- Locat n- JbCl - Opt nl	Description	Adopted Budget	Revised Budget	Encumbered	Expenditure	Account Balance
Funds 11000 - Operational, Func 1000 - Instruction						
11000- 1000- 51100- 0000- 001118- 1611- 00000	SalariesExpense,SubsSickL	21,425.00	21,425.00		20,377.34	1,047.66
11000- 1000- 51100- 1010- 001118- 1411- 00000	SalariesExpense,Teachers	610,295.00	467,359.00	128,284.01	257,232.23	81,842.76
11000- 1000- 51100- 1010- 001118- 1413- 00000	SalariesExpense,TeachersE	51,002.00	128,485.00	38,770.38	73,232.94	16,481.68
11000- 1000- 51100- 1010- 001118- 1711- 00000	SalariesExpense,InstAsst1		25,208.00	15,071.63	20,963.97	10,827.60-
11000- 1000- 51100- 1010- 001118- 1713- 00000	SalariesExpense,InstAsst-	77,528.00	46,779.00	16,198.02	30,580.17	.81
11000- 1000- 51100- 1010- 001118- 1714- 00000	SalariesExpense,InstAsstP		23,733.00	8,338.86	14,489.79	904.35
11000- 1000- 51100- 1020- 001118- 1411- 00000	SalariesExpense,Teachers		71,003.00	24,577.65	46,424.45	.90
11000- 1000- 51100- 2000- 001118- 1412- 00000	SalariesExpense,Teachers	274,881.00	122,216.00	42,305.31	79,910.03	.66
11000- 1000- 51100- 2000- 001118- 1712- 00000	SalariesExpense,InstAsstS	18,168.00	50,242.00	13,471.02	32,367.43	4,403.55
11000- 1000- 51100- 4010- 001118- 1413- 00000	SalariesExpense,TeachersE	112,214.00	61,004.00	21,116.43	39,886.59	.98
11000- 1000- 51100- 4010- 001118- 1416- 00000	SalariesExpense,TeachersO	545,089.00	785,098.00	273,296.34	511,484.46	317.20
11000- 1000- 51100- 4025- 001118- 1412- 00000	SalariesExpense,Teachers	193,235.00	71,017.00	24,582.51	46,433.63	.86
11000- 1000- 51200- 1010- 001118- 1411- 00000	OvertimeExpense,Teachers		146.00		145.50	.50
11000- 1000- 51200- 1010- 001118- 1711- 00000	OvertimeExpense,InstAsst1		218.00		727.10	509.10-
11000- 1000- 51200- 1010- 001118- 1713- 00000	OvertimeExpense,InstAsst-		535.00		814.93	279.93-
11000- 1000- 51200- 1010- 001118- 1714- 00000	OvertimeExpense,InstAsstP		551.00		776.35	225.35-
11000- 1000- 51300- 1010- 001118- 1411- 00000	AddtnlCompenstn,Teachers	27,000.00	4,780.00	5,867.46	12,624.70	13,712.16-
11000- 1000- 51300- 1010- 001118- 1413- 00000	AddtnlCompenstn,TeachersE		519.00		1,336.51	817.51-
11000- 1000- 51300- 1010- 001118- 1414- 00000	AddtnlCompenstn,TeachersP				400.00	400.00-
11000- 1000- 51300- 1010- 001118- 1416- 00000	AddtnlCompenstn,TeachersO	1,500.00				
11000- 1000- 51300- 1010- 001118- 1711- 00000	AddtnlCompenstn,InstAsst1		110.00		3,093.25	2,983.25-
11000- 1000- 51300- 1010- 001118- 1713- 00000	AddtnlCompenstn,InstAsst-		55.00		1,360.06	1,305.06-
11000- 1000- 51300- 1010- 001118- 1714- 00000	AddtnlCompenstn,InstAsstP				418.82	418.82-
11000- 1000- 51300- 1020- 001118- 1411- 00000	AddtnlCompenstn,Teachers				200.00	200.00-
11000- 1000- 51300- 2000- 001118- 1412- 00000	AddtnlCompenstn,Teachers	4,500.00	836.00		1,660.51	824.51-
11000- 1000- 51300- 2000- 001118- 1712- 00000	AddtnlCompenstn,InstAsstS		9,409.00		10,538.21	1,129.21-
11000- 1000- 51300- 4010- 001118- 1411- 00000	AddtnlCompenstn,Teachers	24,000.00	13,160.00	7,719.93	14,595.68	9,155.61-
11000- 1000- 51300- 4010- 001118- 1413- 00000	AddtnlCompenstn,TeachersE				536.45	536.45-
11000- 1000- 51300- 4010- 001118- 1416- 00000	AddtnlCompenstn,TeachersO	29,500.00	133,002.00	45,804.44	91,523.77	4,326.21-
11000- 1000- 51300- 4025- 001118- 1412- 00000	AddtnlCompenstn,Teachers				807.60	807.60-
11000- 1000- 51300- 4025- 001118- 1621- 00000	AddtnlCompenstn,Sum/After		902.00		901.23	.77
11000- 1000- 51300- 4030- 001118- 1411- 00000	AddtnlCompenstn,Teachers		176,682.00		176,681.49	.51
11000- 1000- 51300- 4030- 001118- 1412- 00000	AddtnlCompenstn,Teachers		26,389.00		26,388.03	.97
11000- 1000- 51300- 4030- 001118- 1413- 00000	AddtnlCompenstn,TeachersE		37,499.00		37,498.06	.94
11000- 1000- 51300- 4030- 001118- 1414- 00000	AddtnlCompenstn,TeachersP		18,056.00		18,055.02	.98
11000- 1000- 51300- 4030- 001118- 1711- 00000	AddtnlCompenstn,InstAsst1		2,407.00		2,406.34	.66

Selection Grouped by Account Type, Filtered by User Permissions, (Org = 130, Online/Offline = N, Period = 9, UnPosted JEs? = N, Assets and Liabilities? = N, Restricted Accts? = Y, Objct = 5, Obj Digits = 0, Page Break Lvl =)

Balances through 03/31/2023						Fiscal Year 2022/23	
Funds- Func- Obj ct - Pr gm- Locat n- JbCl - Opt nl	Description	Adopted Budget	Revised Budget	Encumbered	Expenditure	Account Balance	
Funds 11000 - Operational, Func 1000 - Instruction (continued)							
11000- 1000- 51300- 4030- 001118- 1713- 00000	AddnlCompenstn,InstAsst-		7,302.00		7,301.25	.75	
11000- 1000- 51300- 4030- 001118- 1714- 00000	AddnlCompenstn,InstAsstP		7,415.00		7,414.77	.23	
11000- 1000- 51300- 4040- 001118- 1411- 00000	AddnlCompenstn,Teachers		2,098.00		3,687.10	1,589.10-	
11000- 1000- 51300- 4040- 001118- 1711- 00000	AddnlCompenstn,InstAsst1				140.00	140.00-	
11000- 1000- 51300- 9000- 001118- 1621- 00000	AddnlCompenstn,Sum/After		6,165.00		19,904.50	13,739.50-	
11000- 1000- 52111- 0000- 001118- 1611- 00000	EducRetirement		1,620.00		3,494.76	1,874.76-	
11000- 1000- 52111- 0000- 001118- 2000- 00000	EducRetirement	341,367.00					
11000- 1000- 52111- 1010- 001118- 1411- 00000	EducRetirement		80,997.00	23,007.06	45,564.23	12,425.71	
11000- 1000- 52111- 1010- 001118- 1413- 00000	EducRetirement		22,125.00	6,649.11	12,648.41	2,827.48	
11000- 1000- 52111- 1010- 001118- 1621- 00000	EducRetirement		361.00		360.92	.08	
11000- 1000- 52111- 1010- 001118- 1711- 00000	EducRetirement		4,391.00	2,584.80	3,755.51	1,949.31-	
11000- 1000- 52111- 1010- 001118- 1713- 00000	EducRetirement		8,151.00	2,777.94	5,411.70	38.64-	
11000- 1000- 52111- 1010- 001118- 1714- 00000	EducRetirement		4,177.00	1,430.10	2,621.35	125.55	
11000- 1000- 52111- 1020- 001118- 1411- 00000	EducRetirement		12,177.00	4,215.06	7,961.78	.16	
11000- 1000- 52111- 2000- 001118- 1412- 00000	EducRetirement		21,104.00	7,255.35	13,847.84	.81	
11000- 1000- 52111- 2000- 001118- 1712- 00000	EducRetirement		10,231.00	2,310.30	7,186.90	733.80	
11000- 1000- 52111- 4010- 001118- 1411- 00000	EducRetirement		2,257.00	1,323.99	2,503.18	1,570.17-	
11000- 1000- 52111- 4010- 001118- 1413- 00000	EducRetirement		10,463.00	3,621.51	6,840.59	.90	
11000- 1000- 52111- 4010- 001118- 1416- 00000	EducRetirement		157,501.00	54,725.77	102,346.99	428.24	
11000- 1000- 52111- 4025- 001118- 1412- 00000	EducRetirement		12,180.00	4,215.87	7,963.31	.82	
11000- 1000- 52111- 4025- 001118- 1621- 00000	EducRetirement		155.00		154.56	.44	
11000- 1000- 52111- 4030- 001118- 1411- 00000	EducRetirement		30,301.00		30,300.97	.03	
11000- 1000- 52111- 4030- 001118- 1412- 00000	EducRetirement		4,526.00		4,525.56	.44	
11000- 1000- 52111- 4030- 001118- 1413- 00000	EducRetirement		6,431.00		6,430.96	.04	
11000- 1000- 52111- 4030- 001118- 1414- 00000	EducRetirement		3,097.00		3,096.45	.55	
11000- 1000- 52111- 4030- 001118- 1711- 00000	EducRetirement		413.00		412.69	.31	
11000- 1000- 52111- 4030- 001118- 1713- 00000	EducRetirement		1,253.00		1,252.17	.83	
11000- 1000- 52111- 4030- 001118- 1714- 00000	EducRetirement		1,272.00		1,271.65	.35	
11000- 1000- 52111- 4040- 001118- 1411- 00000	EducRetirement		56.00		55.23	.77	
11000- 1000- 52111- 9000- 001118- 1621- 00000	EducRetirement		759.00		3,052.69	2,293.69-	
11000- 1000- 52112- 0000- 001118- 1611- 00000	ERARetireeHlth		189.00		407.59	218.59-	
11000- 1000- 52112- 0000- 001118- 2000- 00000	ERARetireeHlth	39,831.00					
11000- 1000- 52112- 1010- 001118- 1411- 00000	ERARetireeHlth		9,446.00	2,683.00	5,313.57	1,449.43	
11000- 1000- 52112- 1010- 001118- 1413- 00000	ERARetireeHlth		2,580.00	775.35	1,474.93	329.72	
11000- 1000- 52112- 1010- 001118- 1621- 00000	ERARetireeHlth		43.00		42.09	.91	
11000- 1000- 52112- 1010- 001118- 1711- 00000	ERARetireeHlth		512.00	301.41	437.95	227.36-	

Selection Grouped by Account Type, Filtered by User Permissions, (Org = 130, Online/Offline = N, Period = 9, UnPosted JEs? = N, Assets and Liabilities? = N, Restricted Accts? = Y, Obj Digits = 0, Page Break Lvl =)

Balances through 03/31/2023						Fiscal Year 2022/23
Funds- Func- Obj ct - Pr gm- Locat n- JbCl - Opt nl	Description	Adopted Budget	Revised Budget	Encumbered	Expenditure	Account Balance
Funds 11000 - Operational, Func 1000 - Instruction (continued)						
11000- 1000- 52112- 1010- 001118- 1713- 00000	ERARetireeHlth		951.00	323.91	631.06	3.97-
11000- 1000- 52112- 1010- 001118- 1714- 00000	ERARetireeHlth		488.00	166.77	305.69	15.54
11000- 1000- 52112- 1020- 001118- 1411- 00000	ERARetireeHlth		1,421.00	491.58	928.54	.88
11000- 1000- 52112- 2000- 001118- 1412- 00000	ERARetireeHlth		2,461.00	846.09	1,614.89	.02
11000- 1000- 52112- 2000- 001118- 1712- 00000	ERARetireeHlth		1,194.00	269.37	838.08	86.55
11000- 1000- 52112- 4010- 001118- 1411- 00000	ERARetireeHlth		264.00	154.44	291.96	182.40-
11000- 1000- 52112- 4010- 001118- 1413- 00000	ERARetireeHlth		1,221.00	422.37	797.77	.86
11000- 1000- 52112- 4010- 001118- 1416- 00000	ERARetireeHlth		18,368.00	6,382.21	11,935.79	50.00
11000- 1000- 52112- 4025- 001118- 1412- 00000	ERARetireeHlth		1,421.00	491.67	928.71	.62
11000- 1000- 52112- 4025- 001118- 1621- 00000	ERARetireeHlth		19.00		18.04	.96
11000- 1000- 52112- 4030- 001118- 1411- 00000	ERARetireeHlth		3,534.00		3,533.66	.34
11000- 1000- 52112- 4030- 001118- 1412- 00000	ERARetireeHlth		528.00		527.75	.25
11000- 1000- 52112- 4030- 001118- 1413- 00000	ERARetireeHlth		751.00		750.02	.98
11000- 1000- 52112- 4030- 001118- 1414- 00000	ERARetireeHlth		362.00		361.11	.89
11000- 1000- 52112- 4030- 001118- 1711- 00000	ERARetireeHlth		49.00		48.12	.88
11000- 1000- 52112- 4030- 001118- 1713- 00000	ERARetireeHlth		147.00		146.04	.96
11000- 1000- 52112- 4030- 001118- 1714- 00000	ERARetireeHlth		149.00		148.29	.71
11000- 1000- 52112- 4040- 001118- 1411- 00000	ERARetireeHlth		7.00		6.44	.56
11000- 1000- 52112- 9000- 001118- 1621- 00000	ERARetireeHlth		89.00		356.00	267.00-
11000- 1000- 52210- 0000- 001118- 1611- 00000	FICA Payments		586.00		1,263.64	677.64-
11000- 1000- 52210- 0000- 001118- 2000- 00000	FICA Payments	123,421.00				
11000- 1000- 52210- 1010- 001118- 1411- 00000	FICA Payments		23,871.00	6,384.02	13,550.21	3,936.77
11000- 1000- 52210- 1010- 001118- 1413- 00000	FICA Payments		7,882.00	2,397.69	4,617.95	866.36
11000- 1000- 52210- 1010- 001118- 1414- 00000	FICA Payments				24.80	24.80-
11000- 1000- 52210- 1010- 001118- 1621- 00000	FICA Payments		131.00		130.48	.52
11000- 1000- 52210- 1010- 001118- 1711- 00000	FICA Payments		1,457.00	885.29	1,432.88	861.17-
11000- 1000- 52210- 1010- 001118- 1713- 00000	FICA Payments		2,895.00	994.50	1,988.22	87.72-
11000- 1000- 52210- 1010- 001118- 1714- 00000	FICA Payments		1,492.00	509.76	961.20	21.04
11000- 1000- 52210- 1020- 001118- 1411- 00000	FICA Payments		4,403.00	1,523.79	2,890.67	11.46-
11000- 1000- 52210- 2000- 001118- 1412- 00000	FICA Payments		3,011.00	2,560.50	3,198.16	2,747.66-
11000- 1000- 52210- 2000- 001118- 1712- 00000	FICA Payments		3,674.00	826.29	2,649.10	198.61
11000- 1000- 52210- 4010- 001118- 1411- 00000	FICA Payments		816.00	478.71	904.90	567.61-
11000- 1000- 52210- 4010- 001118- 1413- 00000	FICA Payments		3,602.00	1,309.23	2,442.12	149.35-
11000- 1000- 52210- 4010- 001118- 1416- 00000	FICA Payments		54,712.00	18,912.71	36,107.16	307.87-
11000- 1000- 52210- 4025- 001118- 1412- 00000	FICA Payments				1,192.12	1,192.12-
11000- 1000- 52210- 4025- 001118- 1621- 00000	FICA Payments		23.00		22.06	.94

Selection Grouped by Account Type, Filtered by User Permissions, (Org = 130, Online/Offline = N, Period = 9, UnPosted JEs? = N, Assets and Liabilities? = N, Restricted Accts? = Y, Obj Digits = 0, Page Break Lvl =)

Balances through 03/31/2023						Fiscal Year 2022/23	
Funds- Func- Obj ct - Pr gm- Locat n- JbCl - Opt nl	Description	Adopted Budget	Revised Budget	Encumbered	Expenditure	Account Balance	
Funds 11000 - Operational, Func 1000 - Instruction (continued)							
11000- 1000- 52210- 4030- 001118- 1411- 00000	FICA Payments		10,955.00		10,954.28	.72	
11000- 1000- 52210- 4030- 001118- 1412- 00000	FICA Payments		431.00		430.53	.47	
11000- 1000- 52210- 4030- 001118- 1413- 00000	FICA Payments		2,325.00		2,324.88	.12	
11000- 1000- 52210- 4030- 001118- 1414- 00000	FICA Payments		1,120.00		1,119.45	.55	
11000- 1000- 52210- 4030- 001118- 1711- 00000	FICA Payments		150.00		149.19	.81	
11000- 1000- 52210- 4030- 001118- 1713- 00000	FICA Payments		453.00		452.67	.33	
11000- 1000- 52210- 4030- 001118- 1714- 00000	FICA Payments		460.00		459.72	.28	
11000- 1000- 52210- 4040- 001118- 1411- 00000	FICA Payments		103.00		201.08	98.08-	
11000- 1000- 52210- 4040- 001118- 1711- 00000	FICA Payments				8.68	8.68-	
11000- 1000- 52210- 9000- 001118- 1621- 00000	FICA Payments		245.00		1,051.55	806.55-	
11000- 1000- 52220- 0000- 001118- 1611- 00000	MedicarePaymnts		138.00		295.72	157.72-	
11000- 1000- 52220- 0000- 001118- 2000- 00000	MedicarePaymnts	28,881.00					
11000- 1000- 52220- 1010- 001118- 1411- 00000	MedicarePaymnts		5,583.00	1,492.97	3,168.88	921.15	
11000- 1000- 52220- 1010- 001118- 1413- 00000	MedicarePaymnts		1,844.00	560.79	1,080.00	203.21	
11000- 1000- 52220- 1010- 001118- 1414- 00000	MedicarePaymnts				5.80	5.80-	
11000- 1000- 52220- 1010- 001118- 1621- 00000	MedicarePaymnts		31.00		30.52	.48	
11000- 1000- 52220- 1010- 001118- 1711- 00000	MedicarePaymnts		341.00	207.09	335.12	201.21-	
11000- 1000- 52220- 1010- 001118- 1713- 00000	MedicarePaymnts		677.00	232.56	464.96	20.52-	
11000- 1000- 52220- 1010- 001118- 1714- 00000	MedicarePaymnts		349.00	119.25	224.80	4.95	
11000- 1000- 52220- 1020- 001118- 1411- 00000	MedicarePaymnts		1,030.00	356.40	676.10	2.50-	
11000- 1000- 52220- 2000- 001118- 1412- 00000	MedicarePaymnts		704.00	598.77	747.89	642.66-	
11000- 1000- 52220- 2000- 001118- 1712- 00000	MedicarePaymnts		860.00	193.23	619.53	47.24	
11000- 1000- 52220- 4010- 001118- 1411- 00000	MedicarePaymnts		191.00	111.96	211.69	132.65-	
11000- 1000- 52220- 4010- 001118- 1413- 00000	MedicarePaymnts		843.00	306.18	571.12	34.30-	
11000- 1000- 52220- 4010- 001118- 1416- 00000	MedicarePaymnts		12,796.00	4,422.89	8,444.18	71.07-	
11000- 1000- 52220- 4025- 001118- 1412- 00000	MedicarePaymnts				278.83	278.83-	
11000- 1000- 52220- 4025- 001118- 1621- 00000	MedicarePaymnts		6.00		5.15	.85	
11000- 1000- 52220- 4030- 001118- 1411- 00000	MedicarePaymnts		2,562.00		2,561.95	.05	
11000- 1000- 52220- 4030- 001118- 1412- 00000	MedicarePaymnts		101.00		100.68	.32	
11000- 1000- 52220- 4030- 001118- 1413- 00000	MedicarePaymnts		544.00		543.75	.25	
11000- 1000- 52220- 4030- 001118- 1414- 00000	MedicarePaymnts		262.00		261.81	.19	
11000- 1000- 52220- 4030- 001118- 1711- 00000	MedicarePaymnts		35.00		34.90	.10	
11000- 1000- 52220- 4030- 001118- 1713- 00000	MedicarePaymnts		106.00		105.85	.15	
11000- 1000- 52220- 4030- 001118- 1714- 00000	MedicarePaymnts		108.00		107.51	.49	
11000- 1000- 52220- 4040- 001118- 1411- 00000	MedicarePaymnts		24.00		47.00	23.00-	
11000- 1000- 52220- 4040- 001118- 1711- 00000	MedicarePaymnts				2.03	2.03-	

Selection Grouped by Account Type, Filtered by User Permissions, (Org = 130, Online/Offline = N, Period = 9, UnPosted JE? = N, Assets and Liabilities? = N, Restricted Accts? = Y, Obj Digits = 0, Page Break Lvl =)

Balances through 03/31/2023						Fiscal Year 2022/23	
Funds- Func- Obj ct - Pr gm- Locat n- JbCl - Opt nl	Description	Adopted Budget	Revised Budget	Encumbered	Expenditure	Account Balance	
Funds 11000 - Operational, Func 1000 - Instruction (continued)							
11000- 1000- 52220- 9000- 001118- 1621- 00000	MedicarePaymnts		58.00		245.91	187.91-	
11000- 1000- 52311- 0000- 001118- 2000- 00000	Hth&MedPremiums	75,963.00					
11000- 1000- 52311- 1010- 001118- 1411- 00000	Hth&MedPremiums		30,225.00	7,779.42	16,613.50	5,832.08	
11000- 1000- 52311- 1010- 001118- 1413- 00000	Hth&MedPremiums		2,455.00			2,455.00	
11000- 1000- 52311- 1010- 001118- 1711- 00000	Hth&MedPremiums		3,131.00	1,411.20	2,336.90	617.10-	
11000- 1000- 52311- 1010- 001118- 1713- 00000	Hth&MedPremiums		3.00		305.90	302.90-	
11000- 1000- 52311- 4010- 001118- 1413- 00000	Hth&MedPremiums		3,956.00		1,478.07	2,477.93	
11000- 1000- 52311- 4010- 001118- 1416- 00000	Hth&MedPremiums		52,634.00	20,087.55	32,545.43	1.02	
11000- 1000- 52311- 4025- 001118- 1412- 00000	Hth&MedPremiums		132.00		131.29	.71	
11000- 1000- 52312- 0000- 001118- 1611- 00000	Life		3.00		2.63	.37	
11000- 1000- 52312- 0000- 001118- 2000- 00000	Life	1,984.00					
11000- 1000- 52312- 1010- 001118- 1411- 00000	Life		509.00	142.02	281.41	85.57	
11000- 1000- 52312- 1010- 001118- 1413- 00000	Life		143.00	47.34	78.90	16.76	
11000- 1000- 52312- 1010- 001118- 1711- 00000	Life		69.00	47.34	60.49	38.83-	
11000- 1000- 52312- 1010- 001118- 1713- 00000	Life		119.00	47.34	92.05	20.39-	
11000- 1000- 52312- 1010- 001118- 1714- 00000	Life		56.00	23.67	31.56	.77	
11000- 1000- 52312- 1020- 001118- 1411- 00000	Life		61.00	23.67	36.82	.51	
11000- 1000- 52312- 2000- 001118- 1412- 00000	Life		111.00	47.34	63.12	.54	
11000- 1000- 52312- 2000- 001118- 1712- 00000	Life		140.00	47.34	115.72	23.06-	
11000- 1000- 52312- 4010- 001118- 1413- 00000	Life		58.00	23.67	44.71	10.38-	
11000- 1000- 52312- 4010- 001118- 1416- 00000	Life		793.00	303.03	499.79	9.82-	
11000- 1000- 52312- 4025- 001118- 1412- 00000	Life		61.00	23.67	36.82	.51	
11000- 1000- 52313- 0000- 001118- 2000- 00000	Dental	4,551.00	4,551.00			4,551.00	
11000- 1000- 52313- 1010- 001118- 1411- 00000	Dental		1,426.00	308.16	721.46	396.38	
11000- 1000- 52313- 1010- 001118- 1413- 00000	Dental		360.00	146.97	114.31	98.72	
11000- 1000- 52313- 1010- 001118- 1711- 00000	Dental		89.00	41.94	64.86	17.80-	
11000- 1000- 52313- 1010- 001118- 1713- 00000	Dental		645.00	250.20	407.80	13.00-	
11000- 1000- 52313- 1010- 001118- 1714- 00000	Dental		367.00	146.97	224.76	4.73-	
11000- 1000- 52313- 2000- 001118- 1412- 00000	Dental		198.00	77.22	120.12	.66	
11000- 1000- 52313- 2000- 001118- 1712- 00000	Dental			96.48	96.49	192.97-	
11000- 1000- 52313- 4010- 001118- 1413- 00000	Dental		107.00		49.47	57.53	
11000- 1000- 52313- 4010- 001118- 1416- 00000	Dental		2,201.00	835.20	1,365.74	.06	
11000- 1000- 52313- 4025- 001118- 1412- 00000	Dental		6.00		5.72	.28	
11000- 1000- 52314- 0000- 001118- 2000- 00000	Vision	836.00					
11000- 1000- 52314- 1010- 001118- 1411- 00000	Vision		184.00	38.16	93.78	52.06	
11000- 1000- 52314- 1010- 001118- 1413- 00000	Vision		16.00			16.00	

Selection Grouped by Account Type, Filtered by User Permissions, (Org = 130, Online/Offline = N, Period = 9, UnPosted JEs? = N, Assets and Liabilities? = N, Restricted Accts? = Y, Objct = 5, Obj Digits = 0, Page Break Lvl =)

Balances through 03/31/2023						Fiscal Year 2022/23
Funds- Func- Obj ct - Pr gm- Locat n- JbCl - Opt nl	Description	Adopted Budget	Revised Budget	Encumbered	Expenditure	Account Balance
Funds 11000 - Operational, Func 1000 - Instruction (continued)						
11000- 1000- 52314- 1010- 001118- 1711- 00000	Vision		39.00	18.27	28.28	7.55-
11000- 1000- 52314- 1010- 001118- 1713- 00000	Vision		108.00	41.40	74.57	7.97-
11000- 1000- 52314- 1010- 001118- 1714- 00000	Vision		73.00	28.35	45.14	.49-
11000- 1000- 52314- 2000- 001118- 1412- 00000	Vision		44.00	16.92	26.32	.76
11000- 1000- 52314- 2000- 001118- 1712- 00000	Vision			21.06	21.07	42.13-
11000- 1000- 52314- 4010- 001118- 1416- 00000	Vision		444.00	172.62	270.84	.54
11000- 1000- 52315- 0000- 001118- 2000- 00000	Disability	1,675.00				
11000- 1000- 52315- 1010- 001118- 1411- 00000	Disability		353.00	79.65	203.05	70.30
11000- 1000- 52315- 2000- 001118- 1412- 00000	Disability		139.00	66.78	95.57	23.35-
11000- 1000- 52315- 4010- 001118- 1416- 00000	Disability		721.00	339.36	494.77	113.13-
11000- 1000- 52315- 4025- 001118- 1412- 00000	Disability		6.00		5.10	.90
11000- 1000- 52500- 0000- 001118- 1611- 00000	UnemploymntComp		31.00		65.22	34.22-
11000- 1000- 52500- 0000- 001118- 2000- 00000	UnemploymntComp	3,132.00				
11000- 1000- 52500- 1010- 001118- 1411- 00000	UnemploymntComp		723.00	202.26	345.70	175.04
11000- 1000- 52500- 1010- 001118- 1413- 00000	UnemploymntComp		241.00	76.12	166.22	1.34-
11000- 1000- 52500- 1010- 001118- 1621- 00000	UnemploymntComp				.79	.79-
11000- 1000- 52500- 1010- 001118- 1711- 00000	UnemploymntComp		85.00	49.68	79.89	44.57-
11000- 1000- 52500- 1010- 001118- 1713- 00000	UnemploymntComp		157.00	53.46	108.10	4.56-
11000- 1000- 52500- 1010- 001118- 1714- 00000	UnemploymntComp		81.00	27.54	51.32	2.14
11000- 1000- 52500- 1020- 001118- 1411- 00000	UnemploymntComp				63.73	63.73-
11000- 1000- 52500- 2000- 001118- 1412- 00000	UnemploymntComp			87.21	109.98	197.19-
11000- 1000- 52500- 2000- 001118- 1712- 00000	UnemploymntComp		197.00	44.46	141.57	10.97
11000- 1000- 52500- 4010- 001118- 1411- 00000	UnemploymntComp			12.33	32.22	44.55-
11000- 1000- 52500- 4010- 001118- 1413- 00000	UnemploymntComp		167.00	38.01	127.06	1.93
11000- 1000- 52500- 4010- 001118- 1416- 00000	UnemploymntComp		1,529.00	498.54	1,054.56	24.10-
11000- 1000- 52500- 4025- 001118- 1412- 00000	UnemploymntComp				63.43	63.43-
11000- 1000- 52500- 4025- 001118- 1621- 00000	UnemploymntComp				.25	.25-
11000- 1000- 52500- 4030- 001118- 1411- 00000	UnemploymntComp		123.00		122.61	.39
11000- 1000- 52500- 4030- 001118- 1413- 00000	UnemploymntComp		46.00		45.84	.16
11000- 1000- 52500- 4030- 001118- 1711- 00000	UnemploymntComp		8.00		7.94	.06
11000- 1000- 52500- 4030- 001118- 1713- 00000	UnemploymntComp		25.00		24.09	.91
11000- 1000- 52500- 4030- 001118- 1714- 00000	UnemploymntComp		25.00		24.47	.53
11000- 1000- 52500- 4040- 001118- 1411- 00000	UnemploymntComp				1.47	1.47-
11000- 1000- 52500- 9000- 001118- 1621- 00000	UnemploymntComp		2.00		29.53	27.53-
11000- 1000- 52710- 0000- 001118- 1611- 00000	WorkersCompPrem		382.00		382.00	
11000- 1000- 52710- 0000- 001118- 2000- 00000	WorkersCompPrem	33,899.00	33,899.00			33,899.00

Selection Grouped by Account Type, Filtered by User Permissions, (Org = 130, Online/Offline = N, Period = 9, UnPosted JEs? = N, Assets and Liabilities? = N, Restricted Accts? = Y, Objc Digits = 0, Page Break Lvl =)



Balances through 03/31/2023						Fiscal Year 2022/23	
Funds- Func- Obj ct - Pr gm- Locat n- JbCl - Opt nl	Description	Adopted Budget	Revised Budget	Encumbered	Expenditure	Account Balance	
Funds 11000 - Operational, Func 1000 - Instruction (continued)							
11000- 1000- 52710- 1010- 001118- 1411- 00000	WorkersCompPrem		6,866.00		6,866.00		
11000- 1000- 52710- 1010- 001118- 1413- 00000	WorkersCompPrem		908.00		908.00		
11000- 1000- 52710- 1010- 001118- 1713- 00000	WorkersCompPrem		1,381.00		1,381.00		
11000- 1000- 52710- 2000- 001118- 1412- 00000	WorkersCompPrem		4,894.00		4,894.00		
11000- 1000- 52710- 2000- 001118- 1712- 00000	WorkersCompPrem		324.00		324.00		
11000- 1000- 52710- 4010- 001118- 1413- 00000	WorkersCompPrem		1,998.00		1,998.00		
11000- 1000- 52710- 4010- 001118- 1416- 00000	WorkersCompPrem		5,705.00		5,705.00		
11000- 1000- 52710- 4025- 001118- 1412- 00000	WorkersCompPrem		1,610.00		1,610.00		
11000- 1000- 52720- 0000- 001118- 2000- 00000	WorkrsCompERFee	348.00	348.00			348.00	
11000- 1000- 52720- 1010- 001118- 1411- 00000	WorkrsCompERFee		72.00	13.80	46.00	12.20	
11000- 1000- 52720- 1010- 001118- 1413- 00000	WorkrsCompERFee		21.00	4.60	13.80	2.60	
11000- 1000- 52720- 1010- 001118- 1711- 00000	WorkrsCompERFee		10.00	4.60	9.20	3.80-	
11000- 1000- 52720- 1010- 001118- 1713- 00000	WorkrsCompERFee		19.00	4.60	13.80	.60	
11000- 1000- 52720- 1010- 001118- 1714- 00000	WorkrsCompERFee		10.00	2.30	6.90	.80	
11000- 1000- 52720- 1020- 001118- 1411- 00000	WorkrsCompERFee		10.00	2.30	6.90	.80	
11000- 1000- 52720- 2000- 001118- 1412- 00000	WorkrsCompERFee		19.00	4.60	13.80	.60	
11000- 1000- 52720- 2000- 001118- 1712- 00000	WorkrsCompERFee		23.00	4.60	13.80	4.60	
11000- 1000- 52720- 4010- 001118- 1413- 00000	WorkrsCompERFee		10.00	2.30	6.90	.80	
11000- 1000- 52720- 4010- 001118- 1416- 00000	WorkrsCompERFee		118.00	29.44	88.32	.24	
11000- 1000- 52720- 4025- 001118- 1412- 00000	WorkrsCompERFee		10.00	2.30	6.90	.80	
11000- 1000- 53330- 0000- 001118- 0000- 00000	ProfessDevelop		1,934.00	1,645.78	487.34	199.12-	
11000- 1000- 53330- 1010- 001118- 0000- 00000	ProfessDevelop	8,100.00	11,102.00	5,273.48	3,251.00	2,577.52	
11000- 1000- 53414- 1010- 001118- 0000- 00000	OthProfTech Svcs		3,910.00			3,910.00	
11000- 1000- 53711- 1010- 001118- 0000- 00000	Other Charges	500.00	3,268.00	4,843.00	6,554.90	8,129.90-	
11000- 1000- 53711- 9000- 001118- 0000- 00000	Other Charges		1,300.00		2,265.00	965.00-	
11000- 1000- 55813- 0000- 001118- 0000- 00000	EmpTravNonTeach			3,200.00		3,200.00-	
11000- 1000- 55817- 1010- 001118- 0000- 00000	Student Travel	2,000.00	2,000.00	375.00	1,105.00	520.00	
11000- 1000- 55817- 9000- 001118- 0000- 00000	Student Travel		900.00		900.00		
11000- 1000- 55819- 1010- 001118- 0000- 00000	EmpTravTeachers	1,000.00	1,106.00	10,705.60		9,599.60-	
11000- 1000- 55915- 1010- 001118- 0000- 00000	OthContract Svcs	59,800.00	60,000.00		7,154.54	52,845.46	
11000- 1000- 56112- 1010- 001118- 0000- 00000	Other Textbooks	90,945.00	78,808.00	5,320.09		73,487.91	
11000- 1000- 56113- 1010- 001118- 0000- 00000	Software	43,495.00	43,495.00	3,623.00	5,770.00	34,102.00	
11000- 1000- 56118- 1010- 001118- 0000- 00000	GenSuppliesMats	35,000.00	47,039.00	11,857.89	29,149.09	6,032.02	
11000- 1000- 56118- 9000- 001118- 0000- 00000	GenSuppliesMats				6,592.00	6,592.00-	
11000- 1000- 56119- 1010- 001118- 0000- 00000	SupAst<5K	2,000.00	13,282.00		15,430.00	2,148.00-	
11000- 1000- 57331- 1010- 001118- 0000- 00000	FixedAssets>\$5k	287,170.00					

Selection Grouped by Account Type, Filtered by User Permissions, (Org = 130, Online/Offline = N, Period = 9, UnPosted JEs? = N, Assets and Liabilities? = N, Restricted Accts? = Y, Objct = 5, Obj Digits = 0, Page Break Lvl =)



Balances through 03/31/2023						Fiscal Year 2022/23
Funds- Func- Obj ct - Pr gm- Locat n- JbCl - Opt nl	Description	Adopted Budget	Revised Budget	Encumbered	Expenditure	Account Balance
Funds 11000 - Operational, Func 1000 - Instruction (continued)						
11000- 1000- 57331- 4030- 001118- 0000- 00000	FixedAssets>\$5k	325,000.00	40.00			40.00
11000- 1000- 57331- 4040- 001118- 0000- 00000	FixedAssets>\$5k	105,000.00				
Total for Func 1000 and Expense accounts		3,606,235.00	3,354,984.00	919,002.80	2,196,827.64	239,153.56
Funds 11000 - Operational, Func 2100 - SuppSvcsStudnts						
11000- 2100- 51100- 0000- 001118- 1216- 00000	SalariesExpense,HealthAss		25,000.00	10,783.12	24,262.02	10,045.14-
11000- 2100- 51100- 0000- 001118- 1218- 00000	SalariesExpense,SchlStude				758.00	758.00-
11000- 2100- 51100- 2000- 001118- 1211- 00000	SalariesExpense,CoordSubS			26,153.92	58,846.32	85,000.24-
11000- 2100- 51100- 4025- 001118- 1214- 00000	SalariesExpense,Couns-Soc	55,193.00	61,016.00	21,120.66	39,894.58	.76
11000- 2100- 51200- 0000- 001118- 1216- 00000	OvertimeExpense,HealthAss		2,924.00		3,416.25	492.25-
11000- 2100- 51300- 0000- 001118- 1216- 00000	AddtnlCompenstn,HealthAss		167.00		338.98	171.98-
11000- 2100- 51300- 2000- 001118- 1211- 00000	AddtnlCompenstn,CoordSubS				1,000.00	1,000.00-
11000- 2100- 51300- 4025- 001118- 1214- 00000	AddtnlCompenstn,Couns-Soc		2,693.00		2,892.45	199.45-
11000- 2100- 51300- 4030- 001118- 1214- 00000	AddtnlCompenstn,Couns-Soc		8,334.00		8,333.01	.99
11000- 2100- 52111- 0000- 001118- 1216- 00000	EducRetirement		6,554.00	1,849.28	4,804.96	100.24-
11000- 2100- 52111- 0000- 001118- 2000- 00000	EducRetirement	9,466.00	9,466.00			9,466.00
11000- 2100- 52111- 2000- 001118- 1211- 00000	EducRetirement		14,578.00	4,485.36	10,092.06	.58
11000- 2100- 52111- 4025- 001118- 1214- 00000	EducRetirement		10,926.00	3,622.23	7,303.74	.03
11000- 2100- 52111- 4030- 001118- 1214- 00000	EducRetirement		1,430.00		1,429.10	.90
11000- 2100- 52112- 0000- 001118- 1216- 00000	ERARetireeHlth		765.00	215.68	560.40	11.08-
11000- 2100- 52112- 0000- 001118- 2000- 00000	ERARetireeHlth	1,104.00	1,104.00			1,104.00
11000- 2100- 52112- 2000- 001118- 1211- 00000	ERARetireeHlth		1,700.00	523.04	1,176.84	.12
11000- 2100- 52112- 4025- 001118- 1214- 00000	ERARetireeHlth		1,275.00	422.37	851.67	.96
11000- 2100- 52112- 4030- 001118- 1214- 00000	ERARetireeHlth		167.00		166.67	.33
11000- 2100- 52210- 0000- 001118- 1216- 00000	FICA Payments		2,156.00	596.40	1,595.86	36.26-
11000- 2100- 52210- 0000- 001118- 2000- 00000	FICA Payments	3,422.00	3,422.00			3,422.00
11000- 2100- 52210- 2000- 001118- 1211- 00000	FICA Payments		5,270.00	1,621.52	3,710.42	61.94-
11000- 2100- 52210- 4025- 001118- 1214- 00000	FICA Payments		3,618.00	1,180.98	2,448.69	11.67-
11000- 2100- 52210- 4030- 001118- 1214- 00000	FICA Payments		517.00		516.65	.35
11000- 2100- 52220- 0000- 001118- 1216- 00000	MedicarePaymnts		505.00	139.52	373.23	7.75-
11000- 2100- 52220- 0000- 001118- 2000- 00000	MedicarePaymnts	801.00	801.00			801.00
11000- 2100- 52220- 2000- 001118- 1211- 00000	MedicarePaymnts		1,233.00	379.20	867.70	13.90-
11000- 2100- 52220- 4025- 001118- 1214- 00000	MedicarePaymnts		846.00	276.21	572.68	2.89-
11000- 2100- 52220- 4030- 001118- 1214- 00000	MedicarePaymnts		121.00		120.83	.17
11000- 2100- 52311- 0000- 001118- 1216- 00000	Hth&MedPremiums		5,019.00	1,669.84	3,348.86	.30
11000- 2100- 52311- 0000- 001118- 2000- 00000	Hth&MedPremiums	5,845.00	5,845.00			5,845.00
11000- 2100- 52311- 4025- 001118- 1214- 00000	Hth&MedPremiums		5,937.00	2,323.08	3,613.69	.23

Selection Grouped by Account Type, Filtered by User Permissions, (Org = 130, Online/Offline = N, Period = 9, UnPosted JEs? = N, Assets and Liabilities? = N, Restricted Accts? = Y, Obj Digits = 0, Page Break Lvl =)

Balances through 03/31/2023						Fiscal Year 2022/23
Funds- Func- Obj ct - Pr gm- Locat n- JbCl - Opt nl	Description	Adopted Budget	Revised Budget	Encumbered	Expenditure	Account Balance
Funds 11000 - Operational, Func 2100 - Supp Svcs Studnts (continued)						
11000-2100-52312-0000-001118-1216-00000	Life		64.00	21.04	42.08	.88
11000-2100-52312-0000-001118-2000-00000	Life	57.00	57.00			57.00
11000-2100-52312-2000-001118-1211-00000	Life		64.00	21.04	42.08	.88
11000-2100-52312-4025-001118-1214-00000	Life		61.00	23.67	36.82	.51
11000-2100-52313-0000-001118-1216-00000	Dental		224.00	74.40	148.80	.80
11000-2100-52313-0000-001118-2000-00000	Dental	206.00	206.00			206.00
11000-2100-52313-4025-001118-1214-00000	Dental		198.00	77.22	120.12	.66
11000-2100-52314-0000-001118-1216-00000	Vision		46.00	15.04	30.38	.58
11000-2100-52314-0000-001118-2000-00000	Vision	46.00	46.00			46.00
11000-2100-52314-4025-001118-1214-00000	Vision		44.00	16.92	26.32	.76
11000-2100-52315-0000-001118-1216-00000	Disability		90.00	40.64	70.60	21.24-
11000-2100-52315-0000-001118-2000-00000	Disability	176.00	176.00			176.00
11000-2100-52315-2000-001118-1211-00000	Disability		211.00	98.60	168.92	56.52-
11000-2100-52315-4025-001118-1214-00000	Disability		169.00	79.65	114.75	25.40-
11000-2100-52500-0000-001118-1216-00000	UnemploymntComp		86.00	35.60	51.97	1.57-
11000-2100-52500-0000-001118-2000-00000	UnemploymntComp	90.00	90.00			90.00
11000-2100-52500-2000-001118-1211-00000	UnemploymntComp				75.53	75.53-
11000-2100-52500-4025-001118-1214-00000	UnemploymntComp				54.18	54.18-
11000-2100-52710-0000-001118-2000-00000	WorkersCompPrem	983.00	983.00			983.00
11000-2100-52710-4025-001118-1214-00000	WorkersCompPrem		983.00		983.00	
11000-2100-52720-0000-001118-1216-00000	WorkrsCompERFee		10.00	2.30	6.90	.80
11000-2100-52720-0000-001118-2000-00000	WorkrsCompERFee	10.00	10.00			10.00
11000-2100-52720-2000-001118-1211-00000	WorkrsCompERFee		10.00	2.30	6.90	.80
11000-2100-52720-4025-001118-1214-00000	WorkrsCompERFee		10.00	2.30	6.90	.80
11000-2100-53211-2000-001118-0000-00000	DiagsContracted	15,853.00	17,438.00	5,584.59	11,887.71	34.30-
11000-2100-53212-2000-001118-0000-00000	SpeechThrpsCont	25,000.00	62,572.00	20,142.50	58,428.74	15,999.24-
11000-2100-53213-2000-001118-0000-00000	OccThrpstCont	27,000.00	27,000.00	13,200.00	13,814.91	14.91-
11000-2100-53214-2000-001118-0000-00000	TherapistsCont			5,735.00	6,230.70	11,965.70-
11000-2100-53215-2000-001118-0000-00000	PsychologtsCont		8,811.00		8,810.01	.99
11000-2100-53330-2000-001118-0000-00000	ProfessDevelop			200.00		200.00-
11000-2100-53414-0000-001118-0000-00000	OthProfTechSvcs	3,900.00	3,900.00			3,900.00
11000-2100-53414-2000-001118-0000-00000	OthProfTechSvcs		1,282.00		1,281.21	.79
11000-2100-53711-0000-001118-0000-00000	Other Charges	500.00	2,798.00	7,452.50		4,654.50-
11000-2100-55813-0000-001118-0000-00000	EmpTravNonTeach			3,200.00		3,200.00-
11000-2100-55915-0000-001118-0000-00000	OthContractSvcs	5,500.00	7,144.00	4,311.86	2,831.24	.90
11000-2100-55915-4025-001118-0000-00000	OthContractSvcs	59,880.00	59,880.00			59,880.00

Selection Grouped by Account Type, Filtered by User Permissions, (Org = 130, Online/Offline = N, Period = 9, UnPosted JEs? = N, Assets and Liabilities? = N, Restricted Accts? = Y, Obj Digits = 0, Page Break Lvl =)

Balances through 03/31/2023						Fiscal Year 2022/23
Funds- Func- Obj ct - Pr gm- Locat n- JbCl - Opt nl	Description	Adopted Budget	Revised Budget	Encumbered	Expenditure	Account Balance
Funds 11000 - Operational, Func 2100 - SuppSvcsStudnts (continued)						
11000- 2100- 56118- 0000- 001118- 0000- 00000	GenSuppliesMats	15,000.00	15,000.00	96.03	3,448.82	11,455.15
11000- 2100- 56118- 4025- 001118- 0000- 00000	GenSuppliesMats	2,500.00	2,500.00	285.97		2,214.03
11000- 2100- 57331- 0000- 001118- 0000- 00000	FixedAssets>\$5k		10,000.00			10,000.00
Total for Func 2100 and Expense accounts		232,532.00	405,552.00	138,081.58	292,015.25	24,544.83-
Funds 11000 - Operational, Func 2200 - Suppt Svcs Inst						
11000- 2200- 56113- 0000- 001118- 0000- 00000	Software		2,938.00			2,938.00
Total for Func 2200 and Expense accounts		.00	2,938.00	.00	.00	2,938.00
Funds 11000 - Operational, Func 2300 - SupptSvcs-Admin						
11000- 2300- 51100- 0000- 001118- 1111- 00000	SalariesExpense,Superinte	118,952.00	128,001.00	34,461.56	93,538.52	.92
11000- 2300- 52111- 0000- 001118- 1111- 00000	EducRetirement		21,953.00	5,910.17	16,041.89	.94
11000- 2300- 52111- 0000- 001118- 2000- 00000	EducRetirement	20,401.00	20,401.00			20,401.00
11000- 2300- 52112- 0000- 001118- 1111- 00000	ERARetireeHlth			689.22	1,870.74	2,559.96-
11000- 2300- 52112- 0000- 001118- 2000- 00000	ERARetireeHlth	2,380.00	2,380.00			2,380.00
11000- 2300- 52210- 0000- 001118- 1111- 00000	FICA Payments			1,903.37	5,277.83	7,181.20-
11000- 2300- 52210- 0000- 001118- 2000- 00000	FICA Payments	7,376.00	7,376.00			7,376.00
11000- 2300- 52220- 0000- 001118- 1111- 00000	MedicarePaymnts			445.13	1,234.28	1,679.41-
11000- 2300- 52220- 0000- 001118- 2000- 00000	MedicarePaymnts	1,725.00	1,725.00			1,725.00
11000- 2300- 52311- 0000- 001118- 1111- 00000	Hth&MedPremiums			4,589.55	11,034.67	15,624.22-
11000- 2300- 52311- 0000- 001118- 2000- 00000	Hth&MedPremiums	14,845.00	14,845.00			14,845.00
11000- 2300- 52312- 0000- 001118- 1111- 00000	Life			18.41	44.71	63.12-
11000- 2300- 52312- 0000- 001118- 2000- 00000	Life	57.00	57.00			57.00
11000- 2300- 52313- 0000- 001118- 1111- 00000	Dental			179.62	436.22	615.84-
11000- 2300- 52313- 0000- 001118- 2000- 00000	Dental	616.00	616.00			616.00
11000- 2300- 52314- 0000- 001118- 1111- 00000	Vision			29.68	72.08	101.76-
11000- 2300- 52314- 0000- 001118- 2000- 00000	Vision	102.00	102.00			102.00
11000- 2300- 52500- 0000- 001118- 1111- 00000	UnemploymntComp				99.35	99.35-
11000- 2300- 52500- 0000- 001118- 2000- 00000	UnemploymntComp	90.00	90.00			90.00
11000- 2300- 52710- 0000- 001118- 1111- 00000	WorkersCompPrem				2,118.00	2,118.00-
11000- 2300- 52710- 0000- 001118- 2000- 00000	WorkersCompPrem	2,118.00	2,118.00			2,118.00
11000- 2300- 52720- 0000- 001118- 1111- 00000	WorkrsCompERFee			2.30	6.90	9.20-
11000- 2300- 52720- 0000- 001118- 2000- 00000	WorkrsCompERFee	10.00	10.00			10.00
11000- 2300- 53411- 0000- 001118- 0000- 00000	Auditing	15,000.00	15,000.00	786.50	22,043.50	7,830.00-
11000- 2300- 53413- 0000- 001118- 0000- 00000	Legal	32,363.00	32,363.00	19,436.50	18,859.38	5,932.88-
11000- 2300- 53711- 0000- 001118- 0000- 00000	Other Charges	500.00	500.00	120.00		380.00
11000- 2300- 55811- 0000- 001118- 0000- 00000	Board Travel			6,400.00		6,400.00-
11000- 2300- 55812- 0000- 001118- 0000- 00000	Board Training	2,500.00	2,500.00		2,000.00	500.00

Selection Grouped by Account Type, Filtered by User Permissions, (Org = 130, Online/Offline = N, Period = 9, UnPosted JEs? = N, Assets and Liabilities? = N, Restricted Accts? = Y, Obj Digits = 0, Page Break Lvl =)

Balances through 03/31/2023						Fiscal Year 2022/23	
Funds- Func- Obj ct - Pr gm- Locat n- Jb Cl - Opt nl	Description	Adopted Budget	Revised Budget	Encumbered	Expenditure	Account Balance	
Funds 11000 - Operational, Func 2300 - SupptSvcs-Admin (continued)							
11000- 2300- 55813- 0000- 001118- 0000- 00000	EmpTravNonTeach			6,400.00		6,400.00-	
11000- 2300- 56118- 0000- 001118- 0000- 00000	GenSuppliesMats			94.97		94.97-	
Total for Func 2300 and Expense accounts		219,035.00	250,037.00	81,466.98	174,678.07	6,108.05-	
Funds 11000 - Operational, Func 2400 - SupSvcsSchAdmin							
11000- 2400- 51100- 0000- 001118- 1112- 00000	SalariesExpense,Principal	74,984.00	74,984.00	26,153.92	58,846.32	10,016.24-	
11000- 2400- 51100- 0000- 001118- 1217- 00000	SalariesExpense,SecClerTe	93,258.00	93,258.00	27,535.60	52,303.09	13,419.31	
11000- 2400- 51200- 0000- 001118- 1217- 00000	OvertimeExpense,SecClerTe	4,000.00	4,000.00		2,218.42	1,781.58	
11000- 2400- 51300- 0000- 001118- 1112- 00000	AddtnlCompenstn,Principal				579.50	579.50-	
11000- 2400- 51300- 0000- 001118- 1217- 00000	AddtnlCompenstn,SecClerTe			2,848.48	9,642.61	12,491.09-	
11000- 2400- 52111- 0000- 001118- 1112- 00000	EducRetirement			4,485.36	10,092.06	14,577.42-	
11000- 2400- 52111- 0000- 001118- 1217- 00000	EducRetirement			5,210.88	10,887.06	16,097.94-	
11000- 2400- 52111- 0000- 001118- 2000- 00000	EducRetirement	29,541.00	29,541.00			29,541.00	
11000- 2400- 52112- 0000- 001118- 1112- 00000	ERARetireeHlth			523.04	1,176.84	1,699.88-	
11000- 2400- 52112- 0000- 001118- 1217- 00000	ERARetireeHlth			607.68	1,269.60	1,877.28-	
11000- 2400- 52112- 0000- 001118- 2000- 00000	ERARetireeHlth	3,447.00	3,447.00			3,447.00	
11000- 2400- 52210- 0000- 001118- 1112- 00000	FICA Payments			1,501.36	3,437.41	4,938.77-	
11000- 2400- 52210- 0000- 001118- 1217- 00000	FICA Payments			1,883.92	3,978.23	5,862.15-	
11000- 2400- 52210- 0000- 001118- 2000- 00000	FICA Payments	10,681.00	10,681.00			10,681.00	
11000- 2400- 52220- 0000- 001118- 1112- 00000	MedicarePaymnts			351.12	803.90	1,155.02-	
11000- 2400- 52220- 0000- 001118- 1217- 00000	MedicarePaymnts			440.56	930.42	1,370.98-	
11000- 2400- 52220- 0000- 001118- 2000- 00000	MedicarePaymnts	2,499.00	2,499.00			2,499.00	
11000- 2400- 52311- 0000- 001118- 1112- 00000	Hth&MedPremiums			2,064.96	4,100.68	6,165.64-	
11000- 2400- 52311- 0000- 001118- 2000- 00000	Hth&MedPremiums	13,937.00	13,937.00			13,937.00	
11000- 2400- 52312- 0000- 001118- 1112- 00000	Life			21.04	42.08	63.12-	
11000- 2400- 52312- 0000- 001118- 1217- 00000	Life			42.08	81.53	123.61-	
11000- 2400- 52312- 0000- 001118- 2000- 00000	Life	228.00	228.00			228.00	
11000- 2400- 52313- 0000- 001118- 1112- 00000	Dental			68.64	137.28	205.92-	
11000- 2400- 52313- 0000- 001118- 2000- 00000	Dental	516.00	516.00			516.00	
11000- 2400- 52314- 0000- 001118- 1112- 00000	Vision			15.04	30.08	45.12-	
11000- 2400- 52314- 0000- 001118- 2000- 00000	Vision	92.00	92.00			92.00	
11000- 2400- 52315- 0000- 001118- 1112- 00000	Disability			98.60	175.88	274.48-	
11000- 2400- 52315- 0000- 001118- 2000- 00000	Disability	315.00	315.00			315.00	
11000- 2400- 52500- 0000- 001118- 1112- 00000	UnemploymntComp			19.18	76.78	95.96-	
11000- 2400- 52500- 0000- 001118- 1217- 00000	UnemploymntComp			85.73	138.45	224.18-	
11000- 2400- 52500- 0000- 001118- 2000- 00000	UnemploymntComp	360.00	360.00			360.00	
11000- 2400- 52710- 0000- 001118- 1112- 00000	WorkersCompPrem				1,335.00	1,335.00-	

Selection Grouped by Account Type, Filtered by User Permissions, (Org = 130, Online/Offline = N, Period = 9, UnPosted JEs? = N, Assets and Liabilities? = N, Restricted Accts? = Y, Objc Digits = 0, Page Break Lvl =)



Balances through 03/31/2023						Fiscal Year 2022/23	
Funds- Func- Obj ct - Pr gm- Locat n- Jb Cl - Opt nl	Description	Adopted Budget	Revised Budget	Encumbered	Expenditure	Account Balance	
Funds 11000 - Operational, Func 2400 - SupSvcsSchAdmin (continued)							
11000- 2400- 52710- 0000- 001118- 1217- 00000	WorkersCompPrem				1,661.00	1,661.00-	
11000- 2400- 52710- 0000- 001118- 2000- 00000	WorkersCompPrem	2,996.00	2,996.00			2,996.00	
11000- 2400- 52720- 0000- 001118- 1112- 00000	WorkrsCompERFee			2.30	6.90	9.20-	
11000- 2400- 52720- 0000- 001118- 1217- 00000	WorkrsCompERFee			4.60	13.80	18.40-	
11000- 2400- 52720- 0000- 001118- 2000- 00000	WorkrsCompERFee	40.00	40.00			40.00	
11000- 2400- 53330- 0000- 001118- 0000- 00000	ProfessDevelop	500.00	500.00	225.00	1,200.00	925.00-	
11000- 2400- 53711- 0000- 001118- 0000- 00000	Other Charges	4,631.00	4,631.00		3,049.91	1,581.09	
11000- 2400- 54620- 0000- 001118- 0000- 00000	RentlEquipVehcl			2,808.00	193.86	3,001.86-	
11000- 2400- 54630- 0000- 001118- 0000- 00000	RentalCompEqpmt	11,000.00	11,000.00	4,508.56	7,492.53	1,001.09-	
11000- 2400- 55813- 0000- 001118- 0000- 00000	EmpTravNonTeach			12,800.00		12,800.00-	
11000- 2400- 55915- 0000- 001118- 0000- 00000	OthContractSvcs	8,394.00	8,394.00	3,403.52	8,800.48	3,810.00-	
11000- 2400- 56113- 0000- 001118- 0000- 00000	Software			75.79	104.09	179.88-	
11000- 2400- 56118- 0000- 001118- 0000- 00000	GenSuppliesMats	20,600.00	20,600.00	4,657.66	3,943.43	11,998.91	
Total for Func 2400 and Expense accounts		282,019.00	282,019.00	102,442.62	188,749.22	9,172.84-	
Funds 11000 - Operational, Func 2500 - Central Svcs							
11000- 2500- 51300- 0000- 001118- 1220- 00000	AddtnlCompenstn,BusOffice				2,333.32	2,333.32-	
11000- 2500- 52111- 0000- 001118- 1220- 00000	EducRetirement				400.16	400.16-	
11000- 2500- 52112- 0000- 001118- 1220- 00000	ERARetireeHlth				46.68	46.68-	
11000- 2500- 52210- 0000- 001118- 1220- 00000	FICA Payments				144.68	144.68-	
11000- 2500- 52220- 0000- 001118- 1220- 00000	MedicarePaymnts				33.84	33.84-	
11000- 2500- 52500- 0000- 001118- 1220- 00000	UnemploymntComp				7.68	7.68-	
11000- 2500- 53414- 0000- 001118- 0000- 00000	OthProfTechSvcs	237,156.00	237,156.00	63,085.00	126,690.33	47,380.67	
11000- 2500- 53711- 0000- 001118- 0000- 00000	Other Charges	7,000.00	7,000.00	364.00	1,684.00	4,952.00	
11000- 2500- 54320- 0000- 001118- 0000- 00000	Tech-R&M			14,696.16	44,041.00	58,737.16-	
11000- 2500- 55400- 0000- 001118- 0000- 00000	Advertising	700.00	700.00	3,241.00	1,880.00	4,421.00-	
11000- 2500- 55915- 0000- 001118- 0000- 00000	OthContractSvcs	3,500.00	3,500.00			3,500.00	
11000- 2500- 56113- 0000- 001118- 0000- 00000	Software	18,020.00	18,020.00		20,690.00	2,670.00-	
11000- 2500- 56118- 0000- 001118- 0000- 00000	GenSuppliesMats	500.00	500.00	1,208.63	7,359.09	8,067.72-	
Total for Func 2500 and Expense accounts		266,876.00	266,876.00	82,594.79	205,310.78	21,029.57-	
Funds 11000 - Operational, Func 2600 - Op&MaintofPlant							
11000- 2600- 51100- 0000- 001118- 1615- 00000	SalariesExpense,Custodial	59,296.00	97,808.00	28,354.88	63,798.48	5,654.64	
11000- 2600- 51200- 0000- 001118- 1615- 00000	OvertimeExpense,Custodial				5,852.64	5,852.64-	
11000- 2600- 51300- 0000- 001118- 1219- 00000	AddtnlCompenstn,Duty Pers				35.00	35.00-	
11000- 2600- 51300- 0000- 001118- 1615- 00000	AddtnlCompenstn,Custodial	3,000.00	3,000.00		10,523.98	7,523.98-	
11000- 2600- 52111- 0000- 001118- 1219- 00000	EducRetirement				6.00	6.00-	
11000- 2600- 52111- 0000- 001118- 1615- 00000	EducRetirement			4,862.88	13,750.10	18,612.98-	
Selection Grouped by Account Type, Filtered by User Permissions, (Org = 130, Online/Offline = N, Period = 9, UnPosted JEs? = N, Assets and Liabilities? = N, Restricted Accts? = Y, Objc Digits = 0, Page Break Lvl =)						SCHOOLABILITY	

Balances through 03/31/2023						Fiscal Year 2022/23	
Funds- Func- Obj ct - Pr gm- Locat n- Jb Cl - Opt nl	Description	Adopted Budget	Revised Budget	Encumbered	Expenditure	Account Balance	
Funds 11000 - Operational, Func 2600 - Op&MaintofPlant (continued)							
11000-2600-52111-0000-001118-2000-00000	EducRetirement	10,686.00	10,686.00			10,686.00	
11000-2600-52112-0000-001118-1219-00000	ERARetireeHlth				.70	.70-	
11000-2600-52112-0000-001118-1615-00000	ERARetireeHlth			567.12	1,603.51	2,170.63-	
11000-2600-52112-0000-001118-2000-00000	ERARetireeHlth	1,247.00	1,247.00			1,247.00	
11000-2600-52210-0000-001118-1219-00000	FICA Payments				2.17	2.17-	
11000-2600-52210-0000-001118-1615-00000	FICA Payments			1,685.60	4,829.13	6,514.73-	
11000-2600-52210-0000-001118-2000-00000	FICA Payments	3,864.00	3,864.00			3,864.00	
11000-2600-52220-0000-001118-1219-00000	MedicarePaymnts				.51	.51-	
11000-2600-52220-0000-001118-1615-00000	MedicarePaymnts			394.24	1,129.45	1,523.69-	
11000-2600-52220-0000-001118-2000-00000	MedicarePaymnts	905.00	905.00			905.00	
11000-2600-52311-0000-001118-1615-00000	Hth&MedPremiums			1,669.84	3,348.86	5,018.70-	
11000-2600-52311-0000-001118-2000-00000	Hth&MedPremiums	4,726.00	4,726.00			4,726.00	
11000-2600-52312-0000-001118-1615-00000	Life			63.12	126.24	189.36-	
11000-2600-52312-0000-001118-2000-00000	Life	171.00	171.00			171.00	
11000-2600-52313-0000-001118-1615-00000	Dental			68.64	138.72	207.36-	
11000-2600-52313-0000-001118-2000-00000	Dental	206.00	206.00			206.00	
11000-2600-52314-0000-001118-1615-00000	Vision			15.04	30.38	45.42-	
11000-2600-52314-0000-001118-2000-00000	Vision	46.00	46.00			46.00	
11000-2600-52500-0000-001118-1219-00000	UnemploymntComp				.12	.12-	
11000-2600-52500-0000-001118-1615-00000	UnemploymntComp			93.52	199.82	293.34-	
11000-2600-52500-0000-001118-2000-00000	UnemploymntComp	270.00	270.00			270.00	
11000-2600-52710-0000-001118-1615-00000	WorkersCompPrem				1,058.00	1,058.00-	
11000-2600-52710-0000-001118-2000-00000	WorkersCompPrem	1,058.00	1,058.00			1,058.00	
11000-2600-52720-0000-001118-1615-00000	WorkrsCompERFee			6.90	20.70	27.60-	
11000-2600-52720-0000-001118-2000-00000	WorkrsCompERFee	30.00	30.00			30.00	
11000-2600-53711-0000-001118-0000-00000	Other Charges				445.00	445.00-	
11000-2600-54312-0000-001118-0000-00000	MntRepBlgsGrnds	1,000.00	1,000.00	3,010.98	12,928.19	14,939.17-	
11000-2600-54411-0000-001118-0000-00000	Electricity	48,000.00	48,000.00	20,943.77	35,264.56	8,208.33-	
11000-2600-54412-0000-001118-0000-00000	NatGasBuildings	2,000.00	2,000.00	380.63	1,819.37	200.00-	
11000-2600-54415-0000-001118-0000-00000	Water/Sewage	10,000.00	10,000.00	9,277.77	10,688.08	9,965.85-	
11000-2600-54416-0000-001118-0000-00000	CommunicatnSvcs	14,500.00	14,500.00	47,858.53	5,262.47	38,621.00-	
11000-2600-54610-0000-001118-0000-00000	RentLandBldngs	156,921.00	156,921.00	22,137.91	130,578.87	4,204.22	
11000-2600-55200-0000-001118-0000-00000	PropertyLiablns	53,372.00	53,372.00		52,845.00	527.00	
11000-2600-55915-0000-001118-0000-00000	OthContractSvcs	73,030.00	73,030.00	21,126.50	58,029.73	6,126.23-	
11000-2600-56118-0000-001118-0000-00000	GenSuppliesMats	20,000.00	20,000.00	2,740.23	17,823.90	564.13-	
11000-2600-56119-0000-001118-0000-00000	SupAst<5K	35,000.00	35,000.00	1,084.91	2,091.67	31,823.42	

Selection Grouped by Account Type, Filtered by User Permissions, (Org = 130, Online/Offline = N, Period = 9, UnPosted JEs? = N, Assets and Liabilities? = N, Restricted Accts? = Y, Obj Digits = 0, Page Break Lvl =)

Balances through 03/31/2023						Fiscal Year 2022/23	
Funds- Func- Obj ct - Pr gm- Locat n- JbCl - Opt nl	Description	Adopted Budget	Revised Budget	Encumbered	Expenditure	Account Balance	
Funds 11000 - Operational, Func 2600 - Op&MaintofPlant (continued)							
11000-2600-56216-0000-001118-0000-00000	MaintSuppsParts	2,000.00	2,000.00			2,000.00	
Total for Func 2600 and Expense accounts		501,328.00	539,840.00	166,343.01	434,231.35	60,734.36-	
Funds 11000 - Operational, Func 3100 - FoodSvcsOpertns							
11000-3100-57331-0000-001118-0000-00000	FixedAssets>\$5k		6,069.00		6,068.98	.02	
Total for Func 3100 and Expense accounts		.00	6,069.00	.00	6,068.98	.02	
Total for Funds 11000		5,108,025.00	5,108,315.00	1,489,931.78	3,497,881.29	120,501.93	
Funds 21000 - Food Svcs, Func 3100 - FoodSvcsOpertns							
21000-3100-51100-0000-001118-1217-00000	SalariesExpense,SecClerTe	21,424.00	21,424.00	12,792.12	22,055.37	13,423.49-	
21000-3100-51200-0000-001118-1217-00000	OvertimeExpense,SecClerTe				324.46	324.46-	
21000-3100-51300-0000-001118-1217-00000	AddtnlCompenstn,SecClerTe	2,665.00	2,665.00		1,105.29	1,559.71	
21000-3100-52111-0000-001118-1217-00000	EducRetirement			2,193.83	3,856.23	6,050.06-	
21000-3100-52111-0000-001118-2000-00000	EducRetirement	4,133.00	4,133.00			4,133.00	
21000-3100-52112-0000-001118-1217-00000	ERARetireeHlth			255.88	449.71	705.59-	
21000-3100-52112-0000-001118-2000-00000	ERARetireeHlth	483.00	483.00			483.00	
21000-3100-52210-0000-001118-1217-00000	FICA Payments			793.12	1,456.12	2,249.24-	
21000-3100-52210-0000-001118-2000-00000	FICA Payments	1,495.00	1,495.00			1,495.00	
21000-3100-52220-0000-001118-1217-00000	MedicarePaymnts			185.52	340.47	525.99-	
21000-3100-52220-0000-001118-2000-00000	MedicarePaymnts	350.00	350.00			350.00	
21000-3100-52312-0000-001118-1217-00000	Life			49.25	57.78	107.03-	
21000-3100-52312-0000-001118-2000-00000	Life	57.00	57.00			57.00	
21000-3100-52500-0000-001118-1217-00000	UnemploymntComp			42.20	77.50	119.70-	
21000-3100-52500-0000-001118-2000-00000	UnemploymntComp	90.00	90.00			90.00	
21000-3100-52710-0000-001118-1217-00000	WorkersCompPrem				382.00	382.00-	
21000-3100-52710-0000-001118-2000-00000	WorkersCompPrem	382.00	382.00			382.00	
21000-3100-52720-0000-001118-1217-00000	WorkrsCompERFee			5.19	12.09	17.28-	
21000-3100-52720-0000-001118-2000-00000	WorkrsCompERFee	10.00	10.00			10.00	
21000-3100-53330-0000-001118-0000-00000	ProfessDevelop	200.00	200.00			200.00	
21000-3100-53711-0000-001118-0000-00000	Other Charges				587.43	587.43-	
21000-3100-54411-0000-001118-0000-00000	Electricity	6,300.00	6,300.00	2,748.86	4,628.49	1,077.35-	
21000-3100-54412-0000-001118-0000-00000	NatGasBuildings	1,000.00	1,000.00	190.32	909.68	100.00-	
21000-3100-54415-0000-001118-0000-00000	Water/Sewage	2,200.00	2,200.00	1,496.82	1,480.51	777.33-	
21000-3100-55915-0000-001118-0000-00000	OthContractSvcs	200,000.00	200,000.00	400.00	285,411.17	85,811.17-	
21000-3100-56116-0000-001118-0000-00000	Food			36.40	7,658.50	7,694.90-	
21000-3100-56119-0000-001118-0000-00000	SupAst<5K				24,528.00	24,528.00-	
21000-3100-57331-0000-001118-0000-00000	FixedAssets>\$5k	37,246.00	37,246.00			37,246.00	

Selection Grouped by Account Type, Filtered by User Permissions, (Org = 130, Online/Offline = N, Period = 9, UnPosted JEs? = N, Assets and Liabilities? = N, Restricted Accts? = Y, Objct = 5, Obj Digits = 0, Page Break Lvl =)



Balances through 03/31/2023						Fiscal Year 2022/23
Funds- Func- Obj ct - Pr gm- Locat n- JbCl - Opt nl	Description	Adopted Budget	Revised Budget	Encumbered	Expenditure	Account Balance
Total for Funds 21000, Func 3100 and Expense accounts		278,035.00	278,035.00	21,189.51	355,320.80	98,475.31-
Funds 23000 - Non-InstrctSupp, Func 1000 - Instruction						
23000- 1000- 56118- 1010- 001118- 0000- 00000	GenSuppliesMats		12,599.00	1,642.17	5,020.82	5,936.01
23000- 1000- 56118- 9000- 001118- 0000- 00000	GenSuppliesMats		9,084.00	5.53	3,630.81	5,447.66
Total for Funds 23000, Func 1000 and Expense accounts		.00	21,683.00	1,647.70	8,651.63	11,383.67
Funds 23001 - Athletic, Func 1000 - Instruction						
23001- 1000- 56118- 9000- 001118- 0000- 00000	GenSuppliesMats				2,010.31	2,010.31-
Total for Funds 23001, Func 1000 and Expense accounts		.00	.00	.00	2,010.31	2,010.31-
Funds 23002 - PreK Classroom, Func 1000 - Instruction						
23002- 1000- 56118- 1010- 001118- 0000- 00000	GenSuppliesMats			797.55		797.55-
Total for Funds 23002, Func 1000 and Expense accounts		.00	.00	797.55	.00	797.55-
Funds 23004 - Student Council, Func 1000 - Instruction						
23004- 1000- 53711- 9000- 001118- 0000- 00000	Other Charges				156.24	156.24-
23004- 1000- 56118- 1010- 001118- 0000- 00000	GenSuppliesMats			2.24	197.76	200.00-
Total for Funds 23004, Func 1000 and Expense accounts		.00	.00	2.24	354.00	356.24-
Funds 23010 - Admin Discr, Func 1000 - Instruction						
23010- 1000- 53711- 9000- 001118- 0000- 00000	Other Charges				1,828.23	1,828.23-
23010- 1000- 56118- 1010- 001118- 0000- 00000	GenSuppliesMats			1,015.99	1,189.95	2,205.94-
Total for Funds 23010, Func 1000 and Expense accounts		.00	.00	1,015.99	3,018.18	4,034.17-
Funds 23102 - GenActivity, Func 1000 - Instruction						
23102- 1000- 53711- 9000- 001118- 0000- 00000	Other Charges			164.06		164.06-
23102- 1000- 55817- 9000- 001118- 0000- 00000	Student Travel			78.00	2,561.00	2,639.00-
23102- 1000- 56116- 9000- 001118- 0000- 00000	Food				10,500.00	10,500.00-
23102- 1000- 56118- 1010- 001118- 0000- 00000	GenSuppliesMats				522.73	522.73-
Total for Funds 23102, Func 1000 and Expense accounts		.00	.00	242.06	13,583.73	13,825.79-
Funds 24101 - Title I - IASA, Func 1000 - Instruction						
24101- 1000- 51100- 1010- 001118- 1411- 00000	SalariesExpense,Teachers	66,278.00	135,018.00	24,333.88	60,343.30	50,340.82
24101- 1000- 51100- 1010- 001118- 1711- 00000	SalariesExpense,InstAsst1	19,267.00				
24101- 1000- 51300- 1010- 001118- 1411- 00000	AddtnlCompenstn,Teachers	8,092.00	2,405.00		2,495.90	90.90-
24101- 1000- 51300- 9000- 001118- 1621- 00000	AddtnlCompenstn,Sum/After				3,705.00	3,705.00-
24101- 1000- 52111- 0000- 001118- 2000- 00000	EducRetirement	27,336.00				
24101- 1000- 52111- 1010- 001118- 1411- 00000	EducRetirement		15,712.00	4,173.21	10,776.82	761.97
24101- 1000- 52111- 9000- 001118- 1621- 00000	EducRetirement				635.41	635.41-
24101- 1000- 52112- 0000- 001118- 2000- 00000	ERARetireeHlth	3,190.00				
24101- 1000- 52112- 1010- 001118- 1411- 00000	ERARetireeHlth		2,657.00	486.63	1,256.67	913.70

Selection Grouped by Account Type, Filtered by User Permissions, (Org = 130, Online/Offline = N, Period = 9, UnPosted JEs? = N, Assets and Liabilities? = N, Restricted Accts? = Y, Obj Digits = 0, Page Break Lvl =)

Balances through 03/31/2023						Fiscal Year 2022/23	
Funds- Func- Obj ct - Pr gm- Locat n- Jb Cl - Opt nl	Description	Adopted Budget	Revised Budget	Encumbered	Expenditure	Account Balance	
Funds 24101 - Title I - IASA, Func 1000 - Instruction (continued)							
24101- 1000- 52112- 9000- 001118- 1621- 00000	ERARetireeHlth				74.08	74.08-	
24101- 1000- 52210- 0000- 001118- 2000- 00000	FICA Payments	9,883.00					
24101- 1000- 52210- 1010- 001118- 1411- 00000	FICA Payments		6,101.00	1,508.67	3,887.83	704.50	
24101- 1000- 52210- 9000- 001118- 1621- 00000	FICA Payments				229.71	229.71-	
24101- 1000- 52220- 0000- 001118- 2000- 00000	MedicarePaymnts	2,313.00					
24101- 1000- 52220- 1010- 001118- 1411- 00000	MedicarePaymnts		1,427.00	352.80	909.21	164.99	
24101- 1000- 52220- 9000- 001118- 1621- 00000	MedicarePaymnts				53.75	53.75-	
24101- 1000- 52311- 1010- 001118- 1411- 00000	Hth&MedPremiums		7,826.00			7,826.00	
24101- 1000- 52312- 0000- 001118- 2000- 00000	Life	171.00					
24101- 1000- 52312- 1010- 001118- 1411- 00000	Life		196.00	33.12	53.10	109.78	
24101- 1000- 52313- 1010- 001118- 1411- 00000	Dental		640.00			640.00	
24101- 1000- 52314- 1010- 001118- 1411- 00000	Vision		89.00			89.00	
24101- 1000- 52315- 0000- 001118- 2000- 00000	Disability	178.00	41.00			41.00	
24101- 1000- 52315- 1010- 001118- 1411- 00000	Disability		71.00	31.86	50.52	11.38-	
24101- 1000- 52500- 0000- 001118- 2000- 00000	UnemploymntComp	270.00					
24101- 1000- 52500- 1010- 001118- 1411- 00000	UnemploymntComp		52.00	55.99	68.74	72.73-	
24101- 1000- 52500- 9000- 001118- 1621- 00000	UnemploymntComp				12.21	12.21-	
24101- 1000- 52710- 0000- 001118- 2000- 00000	WorkersCompPrem	2,694.00					
24101- 1000- 52710- 1010- 001118- 1411- 00000	WorkersCompPrem				2,351.00	2,351.00-	
24101- 1000- 52710- 1010- 001118- 1711- 00000	WorkersCompPrem				343.00	343.00-	
24101- 1000- 52720- 0000- 001118- 2000- 00000	WorkrsCompERFee	30.00					
24101- 1000- 52720- 1010- 001118- 1411- 00000	WorkrsCompERFee		23.00	3.22	9.66	10.12	
24101- 1000- 52730- 1010- 001118- 1411- 00000	WorkersCompSelf		755.00			755.00	
24101- 1000- 56118- 1010- 001118- 0000- 00000	GenSuppliesMats		3,676.00	4,701.73	1,794.20	2,819.93-	
Total for Func 1000 and Expense accounts		139,702.00	176,689.00	35,681.11	89,050.11	51,957.78	
Funds 24101 - Title I - IASA, Func 2100 - SuppSvcStudnts							
24101- 2100- 51100- 0000- 001118- 1218- 00000	SalariesExpense,SchlStude	37,493.00	11,593.00		8,866.97	2,726.03	
24101- 2100- 51300- 0000- 001118- 1218- 00000	AddtnlCompenstn,SchlStude			4,012.92	7,134.08	11,147.00-	
24101- 2100- 52111- 0000- 001118- 1218- 00000	EducRetirement		1,728.00	688.23	2,874.20	1,834.43-	
24101- 2100- 52111- 0000- 001118- 2000- 00000	EducRetirement	6,431.00					
24101- 2100- 52112- 0000- 001118- 1218- 00000	ERARetireeHlth		290.00	80.28	335.19	125.47-	
24101- 2100- 52112- 0000- 001118- 2000- 00000	ERARetireeHlth	750.00					
24101- 2100- 52210- 0000- 001118- 1218- 00000	FICA Payments		719.00	248.85	1,039.03	568.88-	
24101- 2100- 52210- 0000- 001118- 2000- 00000	FICA Payments	2,325.00					
24101- 2100- 52220- 0000- 001118- 1218- 00000	MedicarePaymnts		169.00	58.23	243.03	132.26-	
24101- 2100- 52220- 0000- 001118- 2000- 00000	MedicarePaymnts	544.00					

Selection Grouped by Account Type, Filtered by User Permissions, (Org = 130, Online/Offline = N, Period = 9, UnPosted JEs? = N, Assets and Liabilities? = N, Restricted Accts? = Y, Objct = 5, Obj Digits = 0, Page Break Lvl =)



Balances through 03/31/2023						Fiscal Year 2022/23
Funds- Func- Obj ct - Pr gm- Locat n- Jb Cl - Opt nl	Description	Adopted Budget	Revised Budget	Encumbered	Expenditure	Account Balance
Funds 24101 - Title I - IASA, Func 2100 - SuppSvcsStudnts (continued)						
24101-2100-52312-0000-001118-2000-00000	Life	57.00				
24101-2100-52500-0000-001118-1218-00000	UnemploymntComp			13.23	49.38	62.61-
24101-2100-52500-0000-001118-2000-00000	UnemploymntComp	90.00				
24101-2100-52710-0000-001118-1218-00000	WorkersCompPrem				668.00	668.00-
24101-2100-52710-0000-001118-2000-00000	WorkersCompPrem	668.00				
24101-2100-52720-0000-001118-2000-00000	WorkrsCompERFee	10.00				
24101-2100-53711-0000-001118-0000-00000	Other Charges	3,262.00	144.00			144.00
Total for Func 2100 and Expense accounts		51,630.00	14,643.00	5,101.74	21,209.88	11,668.62-
Total for Funds 24101		191,332.00	191,332.00	40,782.85	110,259.99	40,289.16
Funds 24106 - IDEABentitlemnt, Func 1000 - Instruction						
24106-1000-51100-2000-001118-1712-00000	SalariesExpense,InstAsstS	31,987.00	37,051.00	8,874.14	23,482.47	4,694.39
24106-1000-51200-2000-001118-1712-00000	OvertimeExpense,InstAsstS	3,000.00	3,000.00		20.99	2,979.01
24106-1000-51300-2000-001118-1712-00000	AddtnlCompenstrn,InstAsstS	6,554.00	525.00		92.98	432.02
24106-1000-52111-0000-001118-2000-00000	EducRetirement	7,127.00				
24106-1000-52111-2000-001118-1712-00000	EducRetirement		6,364.00	1,521.90	4,046.80	795.30
24106-1000-52112-0000-001118-2000-00000	ERARetireeHlth	833.00				
24106-1000-52112-2000-001118-1712-00000	ERARetireeHlth		743.00	177.48	471.92	93.60
24106-1000-52210-0000-001118-2000-00000	FICA Payments	2,578.00				
24106-1000-52210-2000-001118-1712-00000	FICA Payments		2,268.00	549.18	1,421.57	297.25
24106-1000-52220-0000-001118-2000-00000	MedicarePaymnts	605.00				
24106-1000-52220-2000-001118-1712-00000	MedicarePaymnts		531.00	128.43	332.51	70.06
24106-1000-52311-2000-001118-1712-00000	Hth&MedPremiums		551.00		1,405.30	854.30-
24106-1000-52312-0000-001118-2000-00000	Life	114.00				
24106-1000-52312-2000-001118-1712-00000	Life		129.00	23.67	71.01	34.32
24106-1000-52313-0000-001118-2000-00000	Dental	224.00				
24106-1000-52313-2000-001118-1712-00000	Dental		427.00		90.41	336.59
24106-1000-52314-0000-001118-2000-00000	Vision	49.00				
24106-1000-52314-2000-001118-1712-00000	Vision		84.00	30.60	49.45	3.95
24106-1000-52500-0000-001118-2000-00000	UnemploymntComp	180.00				
24106-1000-52500-2000-001118-1712-00000	UnemploymntComp		123.00	29.25	77.86	15.89
24106-1000-52710-0000-001118-2000-00000	WorkersCompPrem	571.00				
24106-1000-52710-2000-001118-1712-00000	WorkersCompPrem		571.00		571.00	
24106-1000-52720-0000-001118-2000-00000	WorkrsCompERFee	20.00				
24106-1000-52720-2000-001118-1712-00000	WorkrsCompERFee		14.00	2.30	11.50	.20
24106-1000-53711-2000-001118-0000-00000	Other Charges		1,125.00	982.46	142.54	

Selection Grouped by Account Type, Filtered by User Permissions, (Org = 130, Online/Offline = N, Period = 9, UnPosted JEs? = N, Assets and Liabilities? = N, Restricted Accts? = Y, Obj Digits = 0, Page Break Lvl =)

Balances through 03/31/2023						Fiscal Year 2022/23
Funds - Func - Obj ct - Pr gm - Locat n - Jb Cl - Opt nl	Description	Adopted Budget	Revised Budget	Encumbered	Expenditure	Account Balance
Funds 24106 - IDEABEntitlemnt, Func 1000 - Instruction (continued)						
24106-1000-56113-2000-001118-0000-00000	Software		6,800.00		6,800.00	
24106-1000-56118-2000-001118-0000-00000	GenSuppliesMats		578.00	577.43		.57
Total for Func 1000 and Expense accounts		53,842.00	60,884.00	12,896.84	39,088.31	8,898.85
Funds 24106 - IDEABEntitlemnt, Func 2100 - SuppSvcsStudnts						
24106-2100-53212-2000-001118-0000-00000	SpeechThrpsCont	39,257.00	32,215.00	32,349.00		134.00-
Total for Func 2100 and Expense accounts		39,257.00	32,215.00	32,349.00	.00	134.00-
Total for Funds 24106		93,099.00	93,099.00	45,245.84	39,088.31	8,764.85
Funds 24153 - EngLangAcquistn, Func 1000 - Instruction						
24153-1000-51300-1010-001118-1411-00000	AddtnlCompenstn,Teachers	4,263.00	4,263.00			4,263.00
24153-1000-52111-0000-001118-2000-00000	EducRetirement	631.00	631.00			631.00
24153-1000-52112-0000-001118-2000-00000	ERARetireeHlth	74.00	74.00			74.00
24153-1000-52210-0000-001118-2000-00000	FICA Payments	228.00	228.00			228.00
24153-1000-52220-0000-001118-2000-00000	MedicarePaymnts	54.00	54.00			54.00
24153-1000-56118-1010-001118-0000-00000	GenSuppliesMats	350.00	350.00		1,279.68	929.68-
Total for Funds 24153, Func 1000 and Expense accounts		5,600.00	5,600.00	.00	1,279.68	4,320.32
Funds 24154 - TchPrinTrainRec, Func 1000 - Instruction						
24154-1000-51300-1010-001118-1411-00000	AddtnlCompenstn,Teachers				7.75	7.75-
24154-1000-52210-1010-001118-1411-00000	FICA Payments				.48	.48-
24154-1000-52220-1010-001118-1411-00000	MedicarePaymnts				.11	.11-
24154-1000-52500-1010-001118-1411-00000	UnemploymntComp				.03	.03-
24154-1000-53330-0000-001118-0000-00000	ProfessDevelop	20,869.00	20,869.00	3,403.77	6,375.26	11,089.97
24154-1000-53330-1010-001118-0000-00000	ProfessDevelop			18,188.34	6,320.00	24,508.34-
Total for Funds 24154, Func 1000 and Expense accounts		20,869.00	20,869.00	21,592.11	12,703.63	13,426.74-
Funds 24308 - CRRSA, ESSER II, Func 1000 - Instruction						
24308-1000-51100-1010-001118-1411-00000	SalariesExpense,Teachers		87,101.00	34,993.64	72,442.28	20,334.92-
24308-1000-51100-1010-001118-1413-00000	SalariesExpense,TeachersE		61,217.00	21,190.23	19,351.99	20,674.78
24308-1000-51300-1010-001118-1411-00000	AddtnlCompenstn,Teachers				140.82	140.82-
24308-1000-52111-1010-001118-1411-00000	EducRetirement		17,967.00	6,001.38	12,447.95	482.33-
24308-1000-52111-1010-001118-1413-00000	EducRetirement		10,499.00	3,634.11	6,864.43	.46
24308-1000-52112-1010-001118-1411-00000	ERARetireeHlth		2,096.00	699.84	1,451.60	55.44-
24308-1000-52112-1010-001118-1413-00000	ERARetireeHlth		1,225.00	423.81	800.53	.66
24308-1000-52210-1010-001118-1411-00000	FICA Payments		6,496.00	2,169.54	4,500.06	173.60-
24308-1000-52210-1010-001118-1413-00000	FICA Payments		3,311.00	1,123.92	2,186.26	.82
24308-1000-52220-1010-001118-1411-00000	MedicarePaymnts		1,520.00	507.42	1,052.47	39.89-
24308-1000-52220-1010-001118-1413-00000	MedicarePaymnts		775.00	262.89	511.35	.76
Selection Grouped by Account Type, Filtered by User Permissions, (Org = 130, Online/Offline = N, Period = 9, UnPosted JEs? = N, Assets and Liabilities? = N, Restricted Accts? = Y, Obj Digits = 0, Page Break Lvl =)						SCHOOLABILITY

Balances through 03/31/2023						Fiscal Year 2022/23	
Funds- Func- Obj ct - Pr gm- Locat n- Jb Cl - Opt nl	Description	Adopted Budget	Revised Budget	Encumbered	Expenditure	Account Balance	
Funds 24308 - CRRSA, ESSER II, Func 1000 - Instruction (continued)							
24308- 1000- 52311- 1010- 001118- 1413- 00000	Hth&MedPremiums		11,754.00	4,418.01	6,715.47	620.52	
24308- 1000- 52312- 1010- 001118- 1411- 00000	Life		101.00	37.89	65.25	2.14-	
24308- 1000- 52312- 1010- 001118- 1413- 00000	Life		64.00	23.67	39.45	.88	
24308- 1000- 52313- 1010- 001118- 1413- 00000	Dental		393.00	146.97	244.95	1.08	
24308- 1000- 52314- 1010- 001118- 1413- 00000	Vision		77.00	28.35	44.08	4.57	
24308- 1000- 52315- 1010- 001118- 1411- 00000	Disability		98.00	47.79	64.68	14.47-	
24308- 1000- 52500- 1010- 001118- 1411- 00000	UnemploymntComp		240.00	46.72	202.12	8.84-	
24308- 1000- 52500- 1010- 001118- 1413- 00000	UnemploymntComp				54.39	54.39-	
24308- 1000- 52720- 1010- 001118- 1411- 00000	WorkrsCompERFee		18.00	3.68	13.34	.98	
24308- 1000- 52720- 1010- 001118- 1413- 00000	WorkrsCompERFee		3.00	2.30	6.90	6.20-	
Total for Func 1000 and Expense accounts			.00	204,955.00	75,762.16	129,200.37	7.53-
Funds 24308 - CRRSA, ESSER II, Func 2100 - SuppSvcsStudnts							
24308- 2100- 51100- 4025- 001118- 1211- 00000	SalariesExpense,CoordSubS	77,213.00					
24308- 2100- 51100- 4025- 001118- 1214- 00000	SalariesExpense,Couns-Soc	64,273.00					
24308- 2100- 51100- 4025- 001118- 1218- 00000	SalariesExpense,SchlStude				17,873.34	17,873.34-	
24308- 2100- 51200- 4025- 001118- 1218- 00000	OvertimeExpense,SchlStude				78.75	78.75-	
24308- 2100- 51300- 0000- 001118- 1211- 00000	AddtnlCompenstrn,CoordSubS				780.00	780.00-	
24308- 2100- 51300- 4025- 001118- 1211- 00000	AddtnlCompenstrn,CoordSubS	55,000.00	55,000.00			55,000.00	
24308- 2100- 51300- 4025- 001118- 1214- 00000	AddtnlCompenstrn,Couns-Soc	58,000.00					
24308- 2100- 51300- 4025- 001118- 1218- 00000	AddtnlCompenstrn,SchlStude	62,000.00	225.00		43.75	181.25	
24308- 2100- 52111- 0000- 001118- 1211- 00000	EducRetirement				133.77	133.77-	
24308- 2100- 52111- 0000- 001118- 2000- 00000	EducRetirement	54,279.00	7,148.00			7,148.00	
24308- 2100- 52111- 4025- 001118- 1218- 00000	EducRetirement				3,086.33	3,086.33-	
24308- 2100- 52112- 0000- 001118- 1211- 00000	ERARetireeHlth				15.61	15.61-	
24308- 2100- 52112- 0000- 001118- 2000- 00000	ERARetireeHlth	6,331.00	6,331.00			6,331.00	
24308- 2100- 52112- 4025- 001118- 1218- 00000	ERARetireeHlth				359.87	359.87-	
24308- 2100- 52210- 0000- 001118- 1211- 00000	FICA Payments				48.37	48.37-	
24308- 2100- 52210- 0000- 001118- 2000- 00000	FICA Payments	19,623.00	19,623.00			19,623.00	
24308- 2100- 52210- 4025- 001118- 1218- 00000	FICA Payments				995.59	995.59-	
24308- 2100- 52220- 0000- 001118- 1211- 00000	MedicarePaymnts				11.31	11.31-	
24308- 2100- 52220- 0000- 001118- 2000- 00000	MedicarePaymnts	4,590.00	4,590.00			4,590.00	
24308- 2100- 52220- 4025- 001118- 1218- 00000	MedicarePaymnts				232.83	232.83-	
24308- 2100- 52311- 0000- 001118- 2000- 00000	Hth&MedPremiums	4,726.00	4,726.00			4,726.00	
24308- 2100- 52311- 4025- 001118- 1218- 00000	Hth&MedPremiums				2,549.05	2,549.05-	
24308- 2100- 52312- 0000- 001118- 2000- 00000	Life	114.00	114.00			114.00	
24308- 2100- 52312- 4025- 001118- 1218- 00000	Life				28.93	28.93-	

Selection Grouped by Account Type, Filtered by User Permissions, (Org = 130, Online/Offline = N, Period = 9, UnPosted JEs? = N, Assets and Liabilities? = N, Restricted Accts? = Y, Obj Digits = 0, Page Break Lvl =)

Balances through 03/31/2023						Fiscal Year 2022/23
Funds- Func- Obj ct - Pr gm- Locat n- Jb Cl - Opt nl	Description	Adopted Budget	Revised Budget	Encumbered	Expenditure	Account Balance
Funds 24308 - CRRSA, ESSER II, Func 2100 - Supp Svcs Studnts (continued)						
24308-2100-52313-0000-001118-2000-00000	Dental	310.00	310.00			310.00
24308-2100-52313-4025-001118-1218-00000	Dental				38.62	38.62-
24308-2100-52314-0000-001118-2000-00000	Vision	92.00	92.00			92.00
24308-2100-52314-4025-001118-1218-00000	Vision				16.92	16.92-
24308-2100-52315-0000-001118-2000-00000	Disability	209.00	209.00			209.00
24308-2100-52315-4025-001118-1218-00000	Disability				8.53	8.53-
24308-2100-52500-0000-001118-1211-00000	UnemploymntComp				2.58	2.58-
24308-2100-52500-0000-001118-2000-00000	UnemploymntComp	180.00	180.00			180.00
24308-2100-52500-4025-001118-1218-00000	UnemploymntComp				59.43	59.43-
24308-2100-52710-0000-001118-2000-00000	WorkersCompPrem	2,520.00	2,520.00			2,520.00
24308-2100-52710-4025-001118-1211-00000	WorkersCompPrem				1,375.00	1,375.00-
24308-2100-52710-4025-001118-1214-00000	WorkersCompPrem				1,145.00	1,145.00-
24308-2100-52720-0000-001118-2000-00000	WorkrsCompERFee	20.00	20.00			20.00
24308-2100-52720-4025-001118-1218-00000	WorkrsCompERFee				6.90	6.90-
24308-2100-53330-0000-001118-0000-00000	ProfessDevelop				139.00	139.00-
24308-2100-53414-0000-001118-0000-00000	OthProfTech Svcs			10,260.00	5,649.00	15,909.00-
24308-2100-53711-0000-001118-0000-00000	Other Charges				120.00	120.00-
Total for Func 2100 and Expense accounts		409,480.00	101,088.00	10,260.00	34,798.48	56,029.52
Funds 24308 - CRRSA, ESSER II, Func 2400 - Sup Svcs Sch Admin						
24308-2400-53330-0000-001118-0000-00000	ProfessDevelop			175.00	875.00	1,050.00-
24308-2400-56118-0000-001118-0000-00000	GenSuppliesMats			161.25	4,680.75	4,842.00-
Total for Func 2400 and Expense accounts		.00	.00	336.25	5,555.75	5,892.00-
Funds 24308 - CRRSA, ESSER II, Func 2600 - Op&MaintofPlant						
24308-2600-54416-0000-001118-0000-00000	Communicatn Svcs			1,116.56	8,883.44	10,000.00-
24308-2600-55915-0000-001118-0000-00000	OthContract Svcs			16,881.26	5,048.63	21,929.89-
24308-2600-56118-0000-001118-0000-00000	GenSuppliesMats				2,000.00	2,000.00-
24308-2600-56119-0000-001118-0000-00000	SupAst<5K	6,699.00	6,699.00			6,699.00
Total for Func 2600 and Expense accounts		6,699.00	6,699.00	17,997.82	15,932.07	27,230.89-
Total for Funds 24308		416,179.00	312,742.00	104,356.23	185,486.67	22,899.10
Funds 24330 - ESSER III, Func 1000 - Instruction						
24330-1000-51100-1010-001118-1411-00000	SalariesExpense, Teachers		74,328.00	27,045.61	49,562.48	2,280.09-
24330-1000-51100-1010-001118-1413-00000	SalariesExpense, TeachersE		20,674.00		20,674.00	
24330-1000-51100-2000-001118-1712-00000	SalariesExpense, InstAsstS		18,555.00	6,174.00	232.42	12,148.58
24330-1000-51200-2000-001118-1712-00000	OvertimeExpense, InstAsstS		33.00		52.69	19.69-
24330-1000-51300-1010-001118-1411-00000	AddtnlCompenstn, Teachers		1,036.00		1,035.65	.35

Selection Grouped by Account Type, Filtered by User Permissions, (Org = 130, Online/Offline = N, Period = 9, UnPosted JEs? = N, Assets and Liabilities? = N, Restricted Accts? = Y, Obj Digits = 0, Page Break Lvl =)

Balances through 03/31/2023						Fiscal Year 2022/23	
Funds- Func- Obj ct - Pr gm- Locat n- JbCl - Opt nl	Description	Adopted Budget	Revised Budget	Encumbered	Expenditure	Account Balance	
Funds 24330 - ESSER III, Func 1000 - Instruction (continued)							
24330- 1000- 51300- 2000- 001118- 1712- 00000	AddtnlCompenstn,InstAsstS		14.00		13.20	.80	
24330- 1000- 52111- 1010- 001118- 1411- 00000	EducRetirement		12,925.00	4,638.30	8,677.56	390.86-	
24330- 1000- 52111- 2000- 001118- 1712- 00000	EducRetirement		599,830.00	1,058.85	51.17	598,719.98	
24330- 1000- 52112- 1010- 001118- 1411- 00000	ERARetireeHlth		1,508.00	540.90	1,011.95	44.85-	
24330- 1000- 52112- 2000- 001118- 1712- 00000	ERARetireeHlth		111,087.00	123.48	5.98	110,957.54	
24330- 1000- 52210- 1010- 001118- 1411- 00000	FICA Payments		4,455.00	1,572.38	3,023.24	140.62-	
24330- 1000- 52210- 2000- 001118- 1712- 00000	FICA Payments		13,410.00	240.12	18.50	13,151.38	
24330- 1000- 52220- 1010- 001118- 1411- 00000	MedicarePaymnts		1,042.00	367.70	707.05	32.75-	
24330- 1000- 52220- 2000- 001118- 1712- 00000	MedicarePaymnts		269.00	56.16	4.34	208.50	
24330- 1000- 52311- 1010- 001118- 1411- 00000	Hth&MedPremiums		4,384.00	1,878.57	2,661.76	156.33-	
24330- 1000- 52311- 2000- 001118- 1712- 00000	Hth&MedPremiums		2,238.00	4,273.47	2,237.04	4,272.51-	
24330- 1000- 52312- 1010- 001118- 1411- 00000	Life		60.00	23.67	36.82	.49-	
24330- 1000- 52312- 2000- 001118- 1712- 00000	Life		56.00	23.67	5.26	27.07	
24330- 1000- 52313- 1010- 001118- 1411- 00000	Dental		180.00	77.22	102.96	.18-	
24330- 1000- 52314- 1010- 001118- 1411- 00000	Vision		240.00	16.92	22.56	200.52	
24330- 1000- 52500- 1010- 001118- 1411- 00000	UnemploymntComp		195.00	35.02	166.96	6.98-	
24330- 1000- 52500- 2000- 001118- 1712- 00000	UnemploymntComp		624.00	20.34	.98	602.68	
24330- 1000- 52720- 1010- 001118- 1411- 00000	WorkrsCompERFee		496.00	2.30	9.20	484.50	
24330- 1000- 52720- 2000- 001118- 1712- 00000	WorkrsCompERFee		7.00	2.30	2.30	2.40	
24330- 1000- 53330- 1010- 001118- 0000- 00000	ProfessDevelop		13,038.00	14,637.50	1,950.00	3,549.50-	
24330- 1000- 53414- 1010- 001118- 0000- 00000	OthProfTech Svcs		72,530.00	17,859.22	3,140.78	51,530.00	
24330- 1000- 55819- 0000- 001118- 0000- 00000	EmpTravTeachers			244.24		244.24-	
24330- 1000- 55819- 1010- 001118- 0000- 00000	EmpTravTeachers		245.00			245.00	
24330- 1000- 55915- 1010- 001118- 0000- 00000	OthContract Svcs		60,000.00	28,658.22	38,181.78	6,840.00-	
24330- 1000- 56113- 1010- 001118- 0000- 00000	Software		34,090.00	34.53	34,055.25	.22	
24330- 1000- 56118- 1010- 001118- 0000- 00000	GenSuppliesMats		1,407.00	1,406.50		.50	
24330- 1000- 56119- 1010- 001118- 0000- 00000	SupAst<5K		1,374.00	1,374.00			
Total for Func 1000 and Expense accounts			.00	1,050,330.00	112,385.19	167,643.88	770,300.93
Funds 24330 - ESSER III, Func 2100 - SuppSvcsStudnts							
24330- 2100- 51100- 0000- 001118- 1214- 00000	SalariesExpense,Couns-Soc				4,452.36	4,452.36-	
24330- 2100- 51100- 0000- 001118- 1218- 00000	SalariesExpense,SchlStude			8,041.86	1,787.08	9,828.94-	
24330- 2100- 51200- 0000- 001118- 1218- 00000	OvertimeExpense,SchlStude				19.80	19.80-	
24330- 2100- 51300- 0000- 001118- 1218- 00000	AddtnlCompenstn,SchlStude				4.40	4.40-	
24330- 2100- 52111- 0000- 001118- 1218- 00000	EducRetirement			1,379.16	310.63	1,689.79-	
24330- 2100- 52112- 0000- 001118- 1218- 00000	ERARetireeHlth			160.83	36.23	197.06-	
24330- 2100- 52210- 0000- 001118- 1214- 00000	FICA Payments				276.05	276.05-	
Selection Grouped by Account Type, Filtered by User Permissions, (Org = 130, Online/Offline = N, Period = 9, UnPosted JEs? = N, Assets and Liabilities? = N, Restricted Accts? = Y, Objct = 5, Obj Digits = 0, Page Break Lvl =)						SCHOOLABILITY	

Balances through 03/31/2023						Fiscal Year 2022/23
Funds- Func- Obj ct - Pr gm- Locat n- JbCl - Opt nl	Description	Adopted Budget	Revised Budget	Encumbered	Expenditure	Account Balance
Funds 24330 - ESSER III, Func 2100 - SuppSvcsStudnts (continued)						
24330-2100-52210-0000-001118-1218-00000	FICA Payments			498.60	112.30	610.90-
24330-2100-52220-0000-001118-1214-00000	MedicarePaymnts				64.56	64.56-
24330-2100-52220-0000-001118-1218-00000	MedicarePaymnts			116.64	26.26	142.90-
24330-2100-52311-0000-001118-1218-00000	Hth&MedPremiums				559.26	559.26-
24330-2100-52312-0000-001118-1218-00000	Life			23.67	28.93	52.60-
24330-2100-52500-0000-001118-1214-00000	UnemploymntComp				14.69	14.69-
24330-2100-52500-0000-001118-1218-00000	UnemploymntComp			26.55	5.97	32.52-
24330-2100-52720-0000-001118-1218-00000	WorkrsCompERFee			2.30	4.60	6.90-
24330-2100-53330-0000-001118-0000-00000	ProfessDevelop			8,800.00		8,800.00-
24330-2100-53414-0000-001118-0000-00000	OthProfTechSvcs			79,200.00		79,200.00-
24330-2100-56119-0000-001118-0000-00000	SupAst<5K				39,700.00	39,700.00-
Total for Func 2100 and Expense accounts		.00	.00	98,249.61	47,403.12	145,652.73-
Funds 24330 - ESSER III, Func 2200 - Suppt Svcs Inst						
24330-2200-56113-0000-001118-0000-00000	Software		13,133.00		13,132.05	.95
Total for Func 2200 and Expense accounts		.00	13,133.00	.00	13,132.05	.95
Funds 24330 - ESSER III, Func 2600 - Op&MaintofPlant						
24330-2600-51100-0000-001118-1615-00000	SalariesExpense,Custodial			5,653.92	12,721.32	18,375.24-
24330-2600-51300-0000-001118-1615-00000	AddtnlCompenstr,Custodial				557.82	557.82-
24330-2600-52111-0000-001118-1615-00000	EducRetirement				2,277.43	2,277.43-
24330-2600-52112-0000-001118-1615-00000	ERARetireeHlth				265.50	265.50-
24330-2600-52210-0000-001118-1615-00000	FICA Payments				823.34	823.34-
24330-2600-52220-0000-001118-1615-00000	MedicarePaymnts				192.58	192.58-
24330-2600-52312-0000-001118-1615-00000	Life				42.08	42.08-
24330-2600-52500-0000-001118-1615-00000	UnemploymntComp				43.78	43.78-
24330-2600-52720-0000-001118-1615-00000	WorkrsCompERFee				6.90	6.90-
24330-2600-55915-0000-001118-0000-00000	OthContractSvcs			17,862.64		17,862.64-
Total for Func 2600 and Expense accounts		.00	.00	23,516.56	16,930.75	40,447.31-
Total for Funds 24330		.00	1,063,463.00	234,151.36	245,109.80	584,201.84
Funds 25153 - TitleXIX-3/21Yr, Func 2100 - SuppSvcsStudnts						
25153-2100-55915-0000-001118-0000-00000	OthContractSvcs				785.32	785.32-
25153-2100-55915-2000-001118-0000-00000	OthContractSvcs	44,899.00	44,899.00	67,858.57	11,313.76	34,273.33-
Total for Funds 25153, Func 2100 and Expense accounts		44,899.00	44,899.00	67,858.57	12,099.08	35,058.65-
Funds 25171 - Child&AdultFood, Func 3100 - FoodSvcsOpertns						
25171-3100-51100-0000-001118-1217-00000	SalariesExpense,SecClerTe		10,266.00	4,264.00	7,325.51	1,323.51-
25171-3100-51200-0000-001118-1217-00000	OvertimeExpense,SecClerTe				108.20	108.20-

Selection Grouped by Account Type, Filtered by User Permissions, (Org = 130, Online/Offline = N, Period = 9, UnPosted JEs? = N, Assets and Liabilities? = N, Restricted Accts? = Y, Objct = 5, Obj Digits = 0, Page Break Lvl =)

Balances through 03/31/2023						Fiscal Year 2022/23
Funds- Func- Obj ct - Pr gm- Locat n- Jb Cl - Opt nl	Description	Adopted Budget	Revised Budget	Encumbered	Expenditure	Account Balance
Funds 25171 - Child&AdultFood, Func 3100 - FoodSvcsOpertns (continued)						
25171- 3100- 51300- 0000- 001118- 1217- 00000	AddtnlCompenstn,SecClerTe				31.04	31.04-
25171- 3100- 52111- 0000- 001118- 1217- 00000	EducRetirement			731.33	1,280.24	2,011.57-
25171- 3100- 52112- 0000- 001118- 1217- 00000	ERARetireeHlth			85.24	149.30	234.54-
25171- 3100- 52210- 0000- 001118- 1217- 00000	FICA Payments			264.37	462.76	727.13-
25171- 3100- 52220- 0000- 001118- 1217- 00000	MedicarePaymnts			61.87	108.32	170.19-
25171- 3100- 52312- 0000- 001118- 1217- 00000	Life			16.50	15.86	32.36-
25171- 3100- 52500- 0000- 001118- 1217- 00000	UnemploymntComp			14.12	24.64	38.76-
25171- 3100- 52720- 0000- 001118- 1217- 00000	WorkrsCompERFee			1.71	4.01	5.72-
25171- 3100- 55915- 0000- 001118- 0000- 00000	OthContractSvcs		198,000.00	118,231.08	54,131.73	25,637.19
25171- 3100- 56116- 0000- 001118- 0000- 00000	Food				2,552.83	2,552.83-
25171- 3100- 57331- 0000- 001118- 0000- 00000	FixedAssets>\$5k		6,069.00			6,069.00
Total for Funds 25171, Func 3100 and Expense accounts		.00	214,335.00	123,670.22	66,194.44	24,470.34
Funds 25205 - GearUpNMInit, Func 1000 - Instruction						
25205- 1000- 51100- 1010- 001118- 1411- 00000	SalariesExpense,Teachers		14,160.00	4,916.70	9,242.69	.61
25205- 1000- 51300- 1010- 001118- 1411- 00000	AddtnlCompenstn,Teachers				150.00	150.00-
25205- 1000- 51300- 9000- 001118- 1621- 00000	AddtnlCompenstn,Sum/After		150.00		150.00	
25205- 1000- 52111- 1010- 001118- 1411- 00000	EducRetirement		2,507.00	843.21	1,585.12	78.67
25205- 1000- 52111- 9000- 001118- 1621- 00000	EducRetirement		26.00		25.73	.27
25205- 1000- 52112- 1010- 001118- 1411- 00000	ERARetireeHlth		308.00	98.28	184.75	24.97
25205- 1000- 52112- 9000- 001118- 1621- 00000	ERARetireeHlth		3.00		3.00	
25205- 1000- 52210- 1010- 001118- 1411- 00000	FICA Payments		953.00	268.65	526.07	158.28
25205- 1000- 52210- 9000- 001118- 1621- 00000	FICA Payments		10.00		9.30	.70
25205- 1000- 52220- 1010- 001118- 1411- 00000	MedicarePaymnts		222.00	62.91	123.12	35.97
25205- 1000- 52220- 9000- 001118- 1621- 00000	MedicarePaymnts		3.00		2.17	.83
25205- 1000- 52311- 1010- 001118- 1411- 00000	Hth&MedPremiums		2,234.00	839.43	1,393.77	.80
25205- 1000- 52312- 1010- 001118- 1411- 00000	Life		13.00	4.68	7.80	.52
25205- 1000- 52313- 1010- 001118- 1411- 00000	Dental		79.00	29.34	48.90	.76
25205- 1000- 52314- 1010- 001118- 1411- 00000	Vision		16.00	5.67	9.43	.90
25205- 1000- 52315- 1010- 001118- 1411- 00000	Disability		47.00	18.54	27.89	.57
25205- 1000- 52500- 1010- 001118- 1411- 00000	UnemploymntComp		14.00	3.07	13.10	2.17-
25205- 1000- 52500- 9000- 001118- 1621- 00000	UnemploymntComp		1.00		.50	.50
25205- 1000- 52710- 1010- 001118- 1411- 00000	WorkersCompPrem		253.00		253.00	
25205- 1000- 52720- 1010- 001118- 1411- 00000	WorkrsCompERFee		2.00	.46	1.38	.16
25205- 1000- 53330- 1010- 001118- 0000- 00000	ProfessDevelop		8,420.00	790.00	790.00	6,840.00
25205- 1000- 53711- 1010- 001118- 0000- 00000	Other Charges		1,988.00		1,987.25	.75

Selection Grouped by Account Type, Filtered by User Permissions, (Org = 130, Online/Offline = N, Period = 9, UnPosted JEs? = N, Assets and Liabilities? = N, Restricted Accts? = Y, Obj Digits = 0, Page Break Lvl =)

Balances through 03/31/2023						Fiscal Year 2022/23	
Funds- Func- Obj ct - Pr gm- Locat n- JbCl - Opt nl	Description	Adopted Budget	Revised Budget	Encumbered	Expenditure	Account Balance	
Funds 25205 - GearUpNMInit, Func 1000 - Instruction (continued)							
25205- 1000- 55817- 1010- 001118- 0000- 00000	Student Travel		600.00	225.00		375.00	
25205- 1000- 55819- 1010- 001118- 0000- 00000	EmpTravTeachers		1,424.00	1,328.40	95.00	.60	
25205- 1000- 56112- 1010- 001118- 0000- 00000	Other Textbooks		1,298.00		1,297.80	.20	
25205- 1000- 56113- 1010- 001118- 0000- 00000	Software		4,518.00		4,518.00		
25205- 1000- 56118- 1010- 001118- 0000- 00000	GenSuppliesMats		8,678.00		1,889.00	6,789.00	
25205- 1000- 56119- 1010- 001118- 0000- 00000	SupAst<5K		2,195.00		2,194.18	.82	
Total for Func 1000 and Expense accounts			.00	50,122.00	9,434.34	26,528.95	14,158.71
Funds 25205 - GearUpNMInit, Func 2500 - Central Svcs							
25205- 2500- 53330- 0000- 001118- 0000- 00000	ProfessDevelop		3,837.00			3,837.00	
Total for Func 2500 and Expense accounts			.00	3,837.00	.00	.00	3,837.00
Funds 25205 - GearUpNMInit, Func 3100 - FoodSvcsOpertns							
25205- 3100- 56116- 0000- 001118- 0000- 00000	Food		2,500.00	475.00		2,025.00	
Total for Func 3100 and Expense accounts			.00	2,500.00	475.00	.00	2,025.00
Total for Funds 25205			.00	56,459.00	9,909.34	26,528.95	20,020.71
Funds 26107 - RECDistFisclAgt, Func 1000 - Instruction							
26107- 1000- 51100- 1010- 001118- 1711- 00000	SalariesExpense,InstAsst1		205,000.00	67,240.80	125,095.16	12,664.04	
26107- 1000- 51200- 1010- 001118- 1711- 00000	OvertimeExpense,InstAsst1				1,686.58	1,686.58-	
26107- 1000- 51300- 1010- 001118- 1711- 00000	AddtnlCompenstn,InstAsst1		16,400.00		7,358.76	9,041.24	
26107- 1000- 52111- 1010- 001118- 1711- 00000	EducRetirement		37,621.00	11,531.70	21,965.17	4,124.13	
26107- 1000- 52112- 1010- 001118- 1711- 00000	ERARetireeHlth		4,348.00	1,344.60	2,513.22	490.18	
26107- 1000- 52210- 1010- 001118- 1711- 00000	FICA Payments		13,479.00	4,091.13	8,203.45	1,184.42	
26107- 1000- 52220- 1010- 001118- 1711- 00000	MedicarePaymnts		3,152.00	956.61	1,902.20	293.19	
26107- 1000- 52311- 1010- 001118- 1711- 00000	Hth&MedPremiums			1,878.57	2,926.16	4,804.73-	
26107- 1000- 52312- 1010- 001118- 1711- 00000	Life			142.02	260.37	402.39-	
26107- 1000- 52500- 1010- 001118- 1711- 00000	UnemploymntComp			222.03	404.05	626.08-	
26107- 1000- 52720- 1010- 001118- 1711- 00000	WorkrsCompERFee			18.40	52.90	71.30-	
26107- 1000- 53711- 1010- 001118- 0000- 00000	Other Charges		1,840.00			1,840.00	
Total for Funds 26107, Func 1000 and Expense accounts			.00	281,840.00	87,425.86	172,368.02	22,046.12
Funds 27107 - 2012GOBondSB66, Func 2200 - Suppt Svcs Inst							
27107- 2200- 56114- 0000- 001118- 0000- 00000	LibraryAudioVis		3,713.00	3,713.00	2,513.29	1,199.71	
Total for Funds 27107, Func 2200 and Expense accounts			3,713.00	3,713.00	2,513.29	.00	1,199.71
Funds 27149 - PreK Initiative, Func 1000 - Instruction							
27149- 1000- 51100- 0000- 001118- 1611- 00000	SalariesExpense,SubsSickL				42.00	42.00-	
27149- 1000- 51100- 1010- 001118- 1414- 00000	SalariesExpense,TeachersP	122,204.00	132,009.00	45,695.16	86,313.08	.76	
27149- 1000- 51100- 1010- 001118- 1714- 00000	SalariesExpense,InstAsstP	18,809.00	23,315.00	8,064.72	15,249.45	.83	

Selection Grouped by Account Type, Filtered by User Permissions, (Org = 130, Online/Offline = N, Period = 9, UnPosted JEs? = N, Assets and Liabilities? = N, Restricted Accts? = Y, Objc Digits = 5, Obj Digits = 0, Page Break Lvl =)

Balances through 03/31/2023						Fiscal Year 2022/23	
Funds- Func- Obj ct - Pr gm- Locat n- JbCl - Opt nl	Description	Adopted Budget	Revised Budget	Encumbered	Expenditure	Account Balance	
Funds 27149 - PreK Initiative, Func 1000 - Instruction (continued)							
27149- 1000- 51200- 1010- 001118- 1714- 00000	OvertimeExpense,InstAsstP		336.00		635.64	299.64-	
27149- 1000- 51300- 1010- 001118- 1414- 00000	AddtnlCompenstn,TeachersP	7,113.00					
27149- 1000- 51300- 1010- 001118- 1714- 00000	AddtnlCompenstn,InstAsstP	2,300.00	2,300.00		82.05	2,217.95	
27149- 1000- 52111- 0000- 001118- 1611- 00000	EducRetirement				7.20	7.20-	
27149- 1000- 52111- 0000- 001118- 2000- 00000	EducRetirement	25,802.00	13,249.00			13,249.00	
27149- 1000- 52111- 1010- 001118- 1414- 00000	EducRetirement		909.00	7,836.66	14,802.58	21,730.24-	
27149- 1000- 52111- 1010- 001118- 1714- 00000	EducRetirement			1,383.12	2,738.36	4,121.48-	
27149- 1000- 52112- 0000- 001118- 1611- 00000	ERARetireeHlth				.84	.84-	
27149- 1000- 52112- 0000- 001118- 2000- 00000	ERARetireeHlth	3,012.00	3,012.00			3,012.00	
27149- 1000- 52112- 1010- 001118- 1414- 00000	ERARetireeHlth		103.00	913.86	1,726.18	2,537.04-	
27149- 1000- 52112- 1010- 001118- 1714- 00000	ERARetireeHlth			161.28	319.31	480.59-	
27149- 1000- 52210- 0000- 001118- 1611- 00000	FICA Payments				2.61	2.61-	
27149- 1000- 52210- 0000- 001118- 2000- 00000	FICA Payments	9,329.00	9,329.00			9,329.00	
27149- 1000- 52210- 1010- 001118- 1414- 00000	FICA Payments		196.00	2,833.02	5,351.26	7,988.28-	
27149- 1000- 52210- 1010- 001118- 1714- 00000	FICA Payments			450.90	907.86	1,358.76-	
27149- 1000- 52220- 0000- 001118- 1611- 00000	MedicarePaymnts				.61	.61-	
27149- 1000- 52220- 0000- 001118- 2000- 00000	MedicarePaymnts	2,184.00	2,184.00			2,184.00	
27149- 1000- 52220- 1010- 001118- 1414- 00000	MedicarePaymnts		44.00	662.58	1,251.54	1,870.12-	
27149- 1000- 52220- 1010- 001118- 1714- 00000	MedicarePaymnts			105.48	212.31	317.79-	
27149- 1000- 52311- 1010- 001118- 1714- 00000	Hth&MedPremiums		3,611.00	1,411.20	2,199.49	.31	
27149- 1000- 52312- 0000- 001118- 2000- 00000	Life	171.00	171.00			171.00	
27149- 1000- 52312- 1010- 001118- 1414- 00000	Life		14.00	47.34	73.64	106.98-	
27149- 1000- 52312- 1010- 001118- 1714- 00000	Life			23.67	39.45	63.12-	
27149- 1000- 52313- 1010- 001118- 1714- 00000	Dental		103.00	41.94	60.95	.11	
27149- 1000- 52314- 1010- 001118- 1714- 00000	Vision		39.00	18.27	20.30	.43	
27149- 1000- 52315- 1010- 001118- 1714- 00000	Disability			32.94	29.28	62.22-	
27149- 1000- 52500- 0000- 001118- 1611- 00000	UnemploymntComp				.13	.13-	
27149- 1000- 52500- 0000- 001118- 2000- 00000	UnemploymntComp	270.00	270.00			270.00	
27149- 1000- 52500- 1010- 001118- 1414- 00000	UnemploymntComp			27.61	117.25	144.86-	
27149- 1000- 52500- 1010- 001118- 1714- 00000	UnemploymntComp			26.64	52.71	79.35-	
27149- 1000- 52710- 0000- 001118- 2000- 00000	WorkersCompPrem	2,511.00	2,511.00			2,511.00	
27149- 1000- 52710- 1010- 001118- 1414- 00000	WorkersCompPrem				2,176.00	2,176.00-	
27149- 1000- 52710- 1010- 001118- 1714- 00000	WorkersCompPrem				335.00	335.00-	
27149- 1000- 52720- 0000- 001118- 2000- 00000	WorkrsCompERFee	30.00	30.00			30.00	
27149- 1000- 52720- 1010- 001118- 1414- 00000	WorkrsCompERFee			4.60	13.80	18.40-	
27149- 1000- 52720- 1010- 001118- 1714- 00000	WorkrsCompERFee			2.30	6.90	9.20-	

Selection Grouped by Account Type, Filtered by User Permissions, (Org = 130, Online/Offline = N, Period = 9, UnPosted JEs? = N, Assets and Liabilities? = N, Restricted Accts? = Y, Obj Digits = 0, Page Break Lvl =)

Balances through 03/31/2023						Fiscal Year 2022/23
Funds- Func- Obj ct - Pr gm- Locat n- JbCl - Opt nl	Description	Adopted Budget	Revised Budget	Encumbered	Expenditure	Account Balance
Funds 27149 - PreK Initiative, Func 1000 - Instruction (continued)						
27149- 1000- 53330- 1010- 001118- 0000- 00000	ProfessDevelop				390.00	390.00-
27149- 1000- 56118- 1010- 001118- 0000- 00000	GenSuppliesMats	56,440.00	56,440.00	14,600.81	33,544.34	8,294.85
27149- 1000- 56119- 1010- 001118- 0000- 00000	SupAst<5K	10,001.00	10,001.00			10,001.00
Total for Func 1000 and Expense accounts		260,176.00	260,176.00	84,344.10	168,702.12	7,129.78
Funds 27149 - PreK Initiative, Func 2100 - SuppSvcsStudnts						
27149- 2100- 53330- 2000- 001118- 0000- 00000	ProfessDevelop				195.00	195.00-
Total for Func 2100 and Expense accounts		.00	.00	.00	195.00	195.00-
Funds 27149 - PreK Initiative, Func 2600 - Op&MaintofPlant						
27149- 2600- 56119- 0000- 001118- 0000- 00000	SupAst<5K	10,000.00	10,000.00			10,000.00
Total for Func 2600 and Expense accounts		10,000.00	10,000.00	.00	.00	10,000.00
Total for Funds 27149		270,176.00	270,176.00	84,344.10	168,897.12	16,934.78
Funds 27155 - BrkfastElemStud, Func 3100 - FoodSvcsOpertns						
27155- 3100- 56116- 0000- 001118- 0000- 00000	Food	4,899.00	4,899.00			4,899.00
Total for Funds 27155, Func 3100 and Expense accounts		4,899.00	4,899.00	.00	.00	4,899.00
Funds 28211 - Covid Testing, Func 2100 - SuppSvcsStudnts						
28211- 2100- 55915- 2000- 001118- 0000- 00000	OthContractSvcs		58,030.00		11,733.67	46,296.33
Total for Funds 28211, Func 2100 and Expense accounts		.00	58,030.00	.00	11,733.67	46,296.33
Funds 31200 - PubSchCapOutlay, Func 4000 - Capital Outlay						
31200- 4000- 54610- 0000- 001118- 0000- 00000	RentILandBldngs		301,772.00	75,442.98	226,329.02	
Total for Funds 31200, Func 4000 and Expense accounts		.00	301,772.00	75,442.98	226,329.02	.00
Funds 31600 - CapImprvmtsHB33, Func 2300 - SupptSvcs-Admin						
31600- 2300- 53712- 0000- 001118- 0000- 00000	CityTaxCollCost	5,433.00	5,433.00		1,986.18	3,446.82
Total for Func 2300 and Expense accounts		5,433.00	5,433.00	.00	1,986.18	3,446.82
Funds 31600 - CapImprvmtsHB33, Func 4000 - Capital Outlay						
31600- 4000- 57200- 0000- 001118- 0000- 00000	BuildingPurchase	1,689,752.00	1,689,752.00			1,689,752.00
Total for Func 4000 and Expense accounts		1,689,752.00	1,689,752.00	.00	.00	1,689,752.00
Total for Funds 31600		1,695,185.00	1,695,185.00	.00	1,986.18	1,693,198.82
Funds 31701 - CapImprvsSB9Loc, Func 2300 - SupptSvcs-Admin						
31701- 2300- 53712- 0000- 001118- 0000- 00000	CityTaxCollCost	2,700.00	2,700.00		1,005.70	1,694.30
Total for Func 2300 and Expense accounts		2,700.00	2,700.00	.00	1,005.70	1,694.30
Funds 31701 - CapImprvsSB9Loc, Func 4000 - Capital Outlay						
31701- 4000- 54315- 0000- 001118- 0000- 00000	MntRepBlgsGrdEq	41,500.00	34,074.00			34,074.00
31701- 4000- 56119- 0000- 001118- 0000- 00000	SupAst<5K		6,561.00	4,644.00	1,916.52	.48
31701- 4000- 57200- 0000- 001118- 0000- 00000	BuildingPurchase	205,195.00	205,195.00			205,195.00

Selection Grouped by Account Type, Filtered by User Permissions, (Org = 130, Online/Offline = N, Period = 9, UnPosted JEs? = N, Assets and Liabilities? = N, Restricted Accts? = Y, Objct = 5, Obj Digits = 0, Page Break Lvl =)

Balances through 03/31/2023						Fiscal Year 2022/23
Funds- Func- Obj ct - Pr gm- Locat n- JbCl - Opt nl	Description	Adopted Budget	Revised Budget	Encumbered	Expenditure	Account Balance
Funds 31701 - CapImprvsSB9Loc, Func 4000 - Capital Outlay (continued)						
31701- 4000- 57331- 0000- 001118- 0000- 00000	FixedAssets>\$5k		865.00	864.33	9,447.00	9,446.33-
	Total for Func 4000 and Expense accounts	246,695.00	246,695.00	5,508.33	11,363.52	229,823.15
	Total for Funds 31701	249,395.00	249,395.00	5,508.33	12,369.22	231,517.45
Funds 31703 - SB9 SMCash, Func 4000 - Capital Outlay						
31703- 4000- 56119- 0000- 001118- 0000- 00000	SupAst<5K	9,854.00	26,570.00	8,620.20	21,835.65	3,885.85-
31703- 4000- 57200- 0000- 001118- 0000- 00000	BuildingPurchase	22,633.00	5,917.00			5,917.00
	Total for Funds 31703, Func 4000 and Expense accounts	32,487.00	32,487.00	8,620.20	21,835.65	2,031.15
	Total for Org 130 - Christine Duncan Heritage	8,413,893.00	10,308,328.00	2,426,248.11	5,195,089.37	2,686,990.52