


2024-2027 Local Control and Accountability Plan

Three Year Plan for Your Students



DISTRICT STORY



14,596 TK-12th grade STUDENTS

28
SCHOOLS



26
CA DISTINGUISHED
School Award Winners

1,500+
EMPLOYEES

STUDENT GROUPS

54%
Low Income

14.9%
English Learners

0.4%
Foster Youth

13%
Special Education



Comprehensive Educational Opportunities

Ventura Unified offers diverse academic and extracurricular programs, including Career Technical Education (CTE) pathways.



Commitment to Diversity and Inclusion

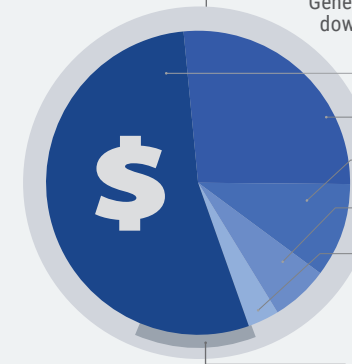
The district embraces diversity, multiculturalism, and multilingualism, fostering an inclusive learning environment.



Flexible School Choices

VUSD's "School of Choice" program allows families to select schools outside their residential area, enhancing educational customization.

BUDGET




General Fund Expenditures:
\$251,433,738
General Fund expenditures are broken down into the following categories:

Salaries: 53%
Benefits: 26%
Services: 11%
Books: 7%
Other: 3%

LCAP Expenditures:
\$30,714,499

Specified LCAP expenditures make up **12%** of General Fund expenditures.

BROAD GOAL #1 INVESTING \$12,972,366



Academic Achievement

HIGHLIGHTED EXPECTED OUTCOMES & METRICS

	IMPROVE STUDENT PERFORMANCE ON ELA CAASPP (% meeting or exceeding standard)	Increase from 46.6% to 66%
	IMPROVE STUDENT PERFORMANCE ON MATH CAASPP (% meeting or exceeding standard)	Increase from 34.6% to 50%
	COLLEGE AND CAREER READINESS RATE (per College/Career Indicator)	Increase from 50.1% to 66%

HIGHLIGHTED ACTIONS AND EXPENDITURES

1.2 - Hire district-based TOSAs to enhance student achievement and support diverse learners.	\$1,688,962
1.5 - Offer professional development in inclusive practices for SWD outcomes.	\$271,625
1.8 - Fund digital tools for better student engagement.	\$871,503

BROAD GOAL #2 INVESTING \$14,850,773



Positive Learning Environments

HIGHLIGHTED EXPECTED OUTCOMES & METRICS

	CHRONIC ABSENTEEISM	Decrease from 22% to 11%
	ATTENDANCE RATE	Increase from 92.5% to 96%
	SUSPENSION RATE	Decrease from 3.2% to 2%

HIGHLIGHTED ACTIONS AND EXPENDITURES

2.2 - Provide instructional resources to support literacy.	\$2,398,787
2.5 - Reduce disciplinary incidences with a focus on restorative practices.	\$217,300
2.6 - Transportation for student athletics.	\$543,250
2.7 - Enhance campus safety with monitoring and security tools.	\$5,408,095



2024-2027 Local Control and Accountability Plan


Three Year Plan for Your Students



BROAD GOAL

#3

INVESTING \$472,197



Family and Community Engagement

HIGHLIGHTED EXPECTED OUTCOMES & METRICS +*

	FAMILIES FEEL VUSD ENCOURAGES FAMILY INVOLVEMENT (LCAP Parent/Guardian Survey)	Increase from 69% to 75%
	FAMILIES FEEL VUSD VALUES THEIR PARTICIPATION (LCAP Parent/Guardian Survey)	Increase from 41% to 55%
	PARENT SURVEY RESPONSES	Increase from 1,778 to 2,000

HIGHLIGHTED ACTIONS, EXPENDITURES & TARGETS +*

3.1 - Engage community partners and enhance communications for inclusive family engagement.	\$233,579
3.3 - Provide childcare to boost family participation in district events.	\$21,730
3.5 - Maintain a Spanish-speaking family liaison.	\$130,380

BROAD GOAL

#4

INVESTING \$2,064,350



Early Literacy

HIGHLIGHTED EXPECTED OUTCOMES & METRICS +*

	1ST-3RD GRADERS MEETING READING GROWTH GOALS (MAP Reading, English 3rd Trimester)	Increase from 54.2% to 66%
	IMPROVE PERFORMANCE ON ELA CAASPP FOR GRADE 3 (% meeting or exceeding standard)	Increase from 38% to 50%
	5TH GRADE ENGLISH LEARNER RECLASSIFICATION RATE	Increase from 22% to 33%

HIGHLIGHTED ACTIONS, EXPENDITURES & TARGETS +*

4.1 - Provide additional planning time for teachers trained in the California Reading and Literature Project.	\$1,629,750
4.2 - Fund specialized PD supporting early literacy.	\$217,300
4.3 - Allocate funds for a reading specialist to boost literacy at Sheridan Way and EP Foster.	\$217,300

FOCUS GOAL

#5

INVESTING \$354,813

EQUITY MULTIPLIER



Graduation Rate Pacific High School

HIGHLIGHTED EXPECTED OUTCOMES & METRICS +*

	GRADUATION RATE	Maintain at 92.3% 5-year cohort = Maintain at 87.1% 4-year cohort
	PACIFIC HIGH SCHOOL GRADUATION RATE	= Maintain at 69.3%

HIGHLIGHTED ACTIONS, EXPENDITURES & TARGETS +*

5.1 - Enhance teaching to boost graduation rates for low-income and Hispanic students.	\$114,000
5.2 - Increase counseling at PHS to improve student well-being and readiness.	\$83,891
5.3 - Support PHS families and provide infant care to raise attendance and performance.	\$156,922

