

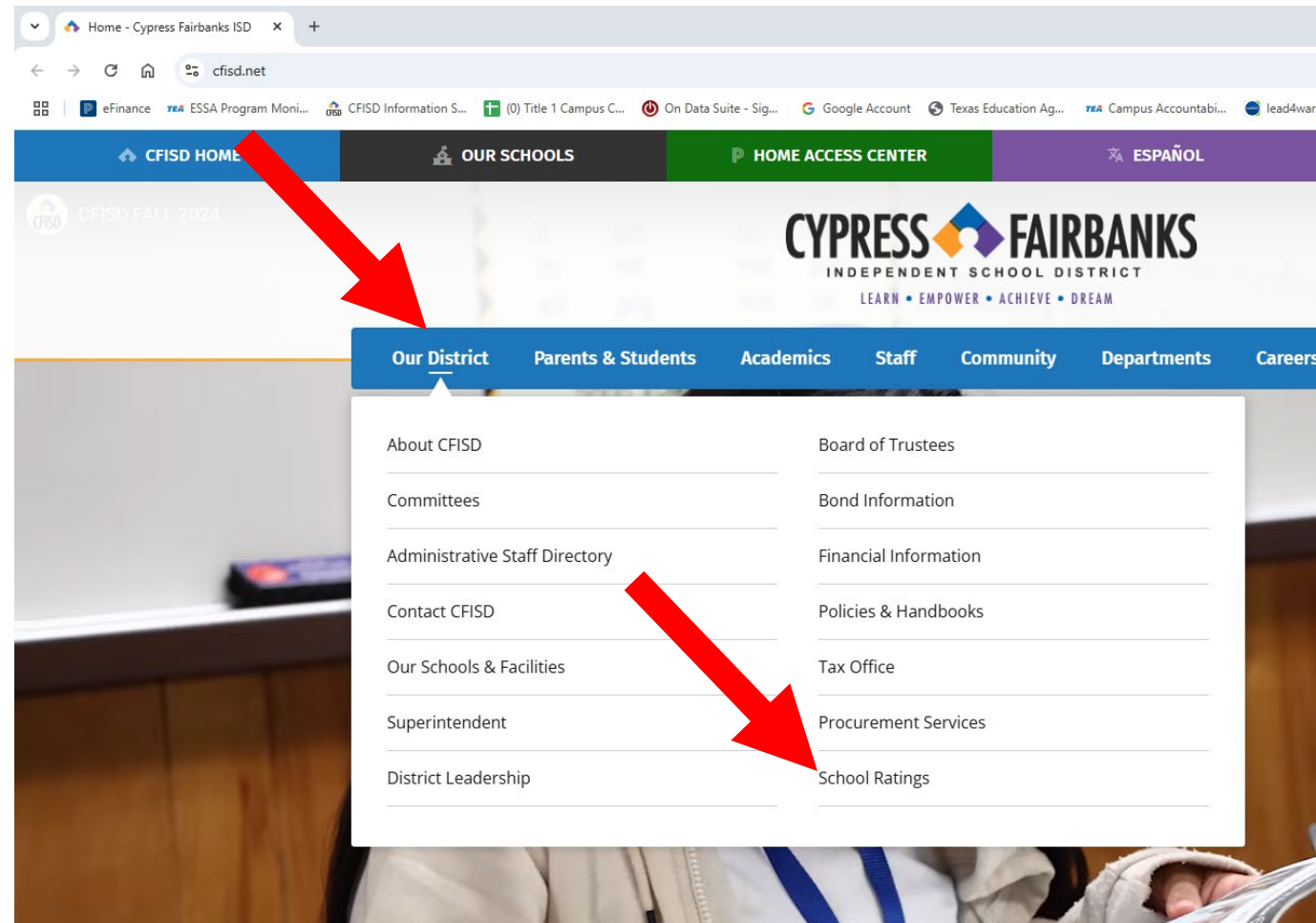
2023-24 Annual Report

CFISD Board of Trustees

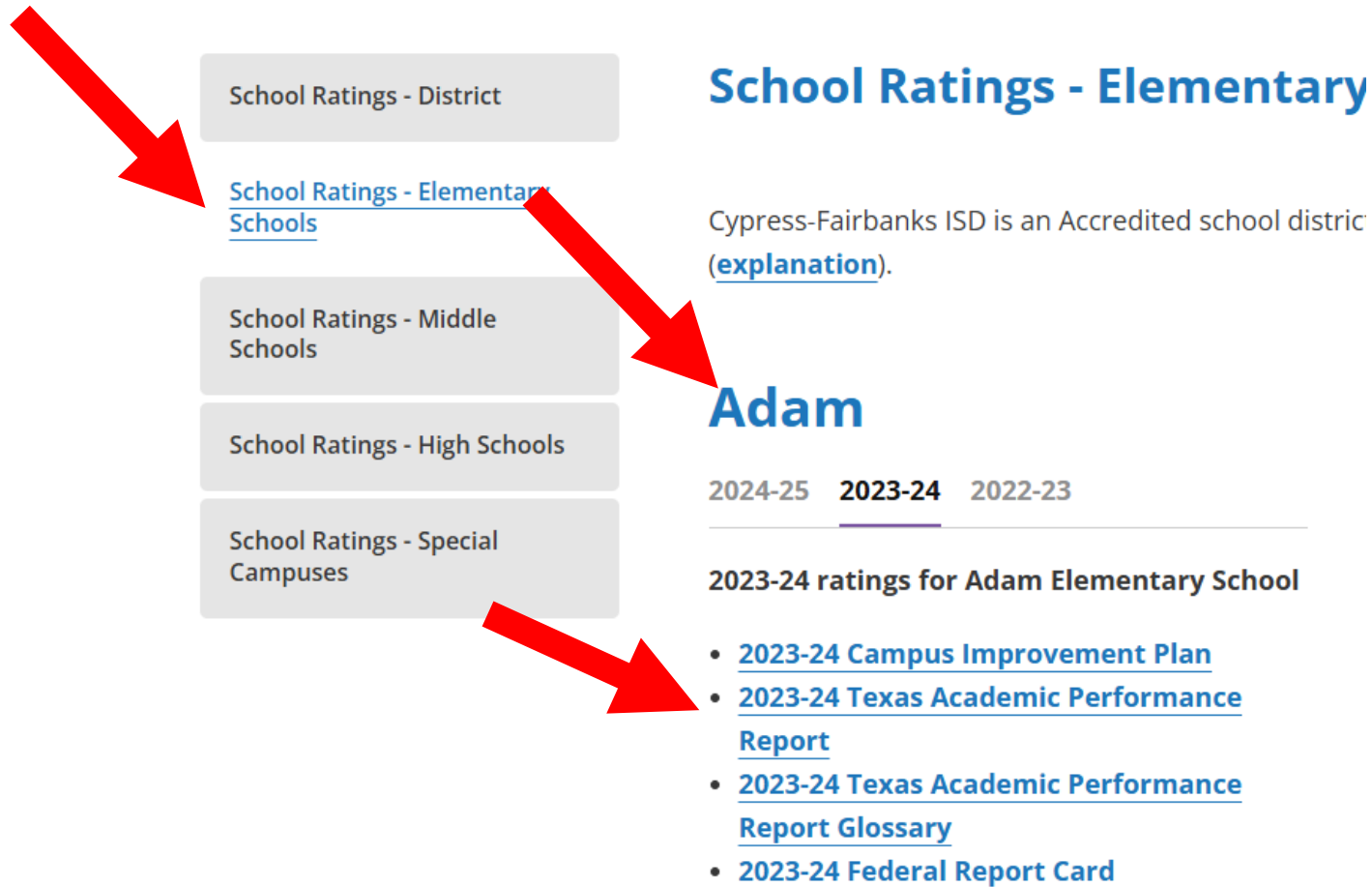
Public Hearing

February 10, 2025

Accessing the Texas Academic Performance Reports



Accessing the Texas Academic Performance Reports



2023-24 RLA, English I, and English II Performance

District	Total Student Enrollment	Eco Dis %	At Approaches Grade Level or Above %	At Meets Grade Level or Above %	At Masters Grade Level %
Spring ISD	33,935	88.0	65	39	12
Alief ISD	39,474	87.4	64	41	14
Dallas ISD	139,246	87.2	69	46	18
Houston ISD	184,109	79.5	72	48	20
Waller ISD	9,283	67.6	72	48	16
Cypress-Fairbanks ISD	118,470	60.0	82	62	28
Spring Branch ISD	33,407	56.6	77	60	31
Northside ISD	101,095	52.2	78	55	20
Austin ISD	72,830	50.2	73	55	27
Fort Bend ISD	80,206	49.5	82	63	30
Katy ISD	94,785	43.9	88	72	39
Tomball ISD	22,273	31.4	90	76	41

2023-24 Grades 3-8 Math and Algebra I Performance

District	Total Student Enrollment	Eco Dis %	At Approaches Grade Level or Above %	At Meets Grade Level or Above %	At Masters Grade Level %
Spring ISD	33,935	88.0	60	28	8
Alief ISD	39,474	87.4	64	33	11
Dallas ISD	139,246	87.2	71	40	15
Houston ISD	184,109	79.5	71	41	17
Waller ISD	9,283	67.6	67	33	11
Cypress-Fairbanks ISD	118,470	60.0	76	49	20
Spring Branch ISD	33,407	56.6	80	56	28
Northside ISD	101,095	52.2	72	40	14
Austin ISD	72,830	50.2	69	43	19
Fort Bend ISD	80,206	49.5	76	51	25
Katy ISD	94,785	43.9	84	63	33
Tomball ISD	22,273	31.4	89	71	38

2023-24 Grades 5 & 8 Science and Biology Performance

District	Total Student Enrollment	Eco Dis %	At Approaches Grade Level or Above %	At Meets Grade Level or Above %	At Masters Grade Level %
Spring ISD	33,935	88.0	61	26	6
Alief ISD	39,474	87.4	67	33	10
Dallas ISD	139,246	87.2	68	34	10
Houston ISD	184,109	79.5	70	38	14
Waller ISD	9,283	67.6	75	40	13
Cypress-Fairbanks ISD	118,470	60.0	80	53	23
Spring Branch ISD	33,407	56.6	79	52	24
Northside ISD	101,095	52.2	76	46	17
Austin ISD	72,830	50.2	73	45	20
Fort Bend ISD	80,206	49.5	78	50	23
Katy ISD	94,785	43.9	86	65	34
Tomball ISD	22,273	31.4	90	69	34

2023-24 Grade 8 Social Studies and U.S. History Performance

District	Total Student Enrollment	Eco Dis %	At Approaches Grade Level or Above %	At Meets Grade Level or Above %	At Masters Grade Level %
Spring ISD	33,935	88.0	69	35	13
Alief ISD	39,474	87.4	72	45	22
Dallas ISD	139,246	87.2	75	46	22
Houston ISD	184,109	79.5	75	46	24
Waller ISD	9,283	67.6	80	48	24
Cypress-Fairbanks ISD	118,470	60.0	84	61	38
Spring Branch ISD	33,407	56.6	80	57	35
Northside ISD	101,095	52.2	83	60	33
Austin ISD	72,830	50.2	78	55	34
Fort Bend ISD	80,206	49.5	83	60	36
Katy ISD	94,785	43.9	89	71	49
Tomball ISD	22,273	31.4	90	71	48

Graduation Rate Class of 2023

Group	State	Region 4	CFISD
All	90.3%	89.6%	92.3%
African American	86.7%	88.2%	89.3%
Hispanic	88.6%	87.1%	90.4%
White	94.2%	94.4%	96.3%
Asian	96.9%	96.7%	97.4%
Economically Disadvantaged	87.4%	86.9%	89.8%

District Accreditation Status



[Home](#) / [Student Testing and Accountability](#) / [Accountability](#) / [Accreditation Status](#)

2022-2023 Accreditation Statuses

The Texas Education Agency awards an accreditation status to each public school district and charter school. The accreditation status is based on the academic accountability rating and financial ratings from the Financial Integrity Rating System of Texas. A district or charter must be accredited by the state to operate as a public school.

The district accreditation statuses for 2022-2023 are listed below:

Show/Hide columns:

[CDN](#) | [Name](#) | [ESC](#) | [District Type](#) | [2018 FIRST Rating](#) | [2018 Accountability Rating](#) | [2019 FIRST Rating](#) | [2019 Accountability Rating](#) | [2020 FIRST Rating](#) | [2020 Accountability Rating](#) | [2021 FIRST Rating](#) | [2021 Accountability Rating](#) | [2022 FIRST Rating](#) | [2022 Accountability Rating](#) | [2022-2023 Accreditation Status](#) | [Reason For Status](#) | [Notes](#)

Show entries

Search:

CDN	DISTRICT NAME	ESC	2022 FIRST Rating	2022 Accountability Rating	2022-2023 Accreditation Status	Reason For Status	Notes
101907	CYPRESS-FAIRBANKS ISD	4	A - Superior Achievement	A	ACCREDITED		

Showing 1 to 1 of 1 entries (filtered from 1,206 total entries)

Previous Next

PEIMS Financial Standard Reports

Link to: [PEIMS Financial Standard Reports 2022-23 Financial Actual Report](#)
(To open link in a new window, press the "Ctrl" key and click on the link.)

Campus Performance Objectives

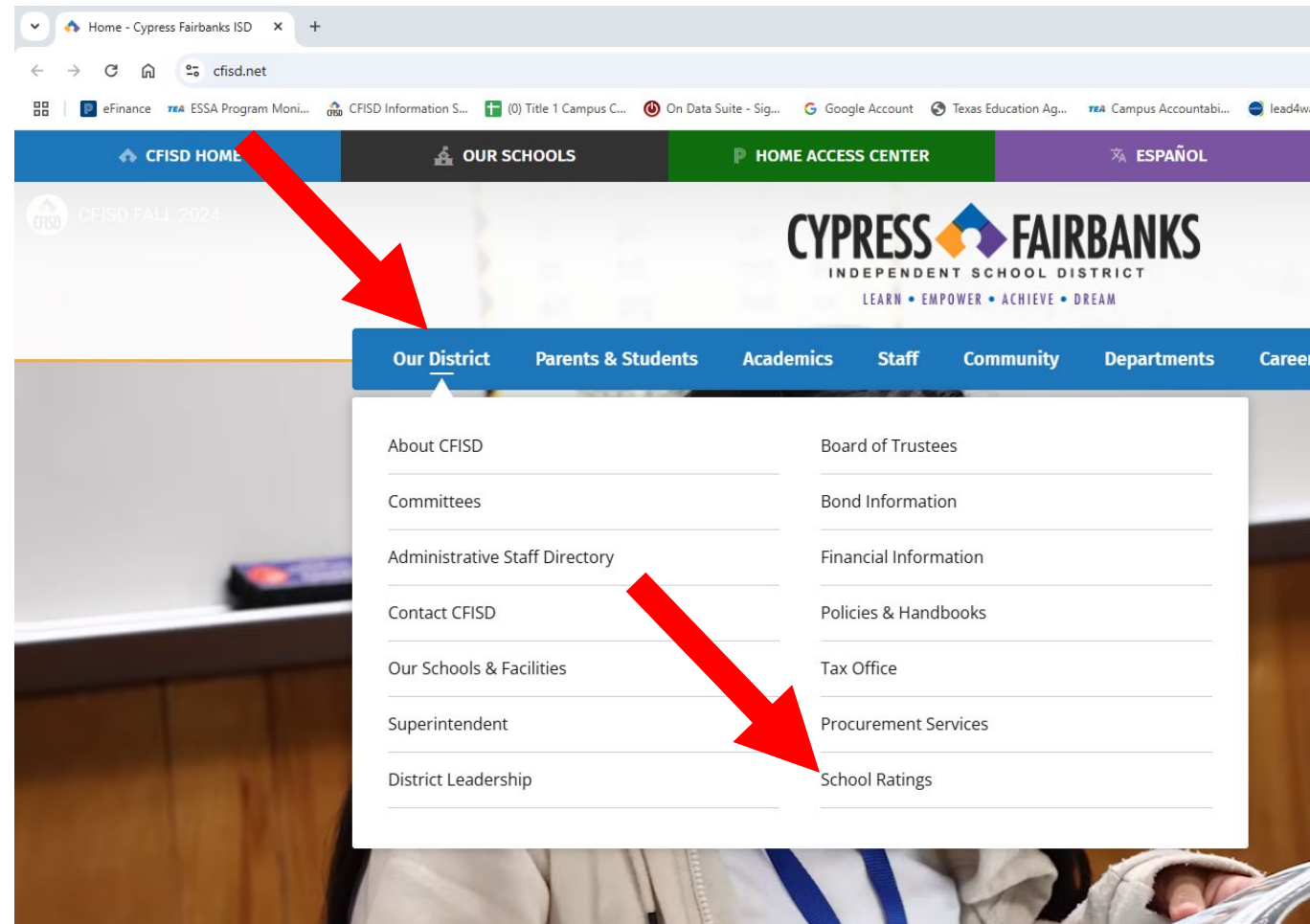
Performance Objective 1: Curriculum and Instruction & Accountability: By the end of the current school year, students will meet or exceed the STAAR performance targets as noted on the attached CIP data table.

Evaluation Data Sources: STAAR RLA, Math, and Science

Summative Evaluation: Some progress made toward meeting Objective

Next Year's Recommendation: Continue to focus on meet and masters level performance

Accessing the Texas Academic Campus Improvement Plans



Accessing the Texas Academic Campus Improvement Plans

The screenshot shows a navigation menu on the left with four options: 'School Ratings - District', 'School Ratings - Elementary Schools', 'School Ratings - Middle Schools', and 'School Ratings - High Schools', and 'School Ratings - Special Campuses'. A red arrow points from the 'School Ratings - Elementary Schools' link to the main content area. The main content area is titled 'School Ratings - Elementary' and includes a description of Cypress-Fairbanks ISD as an Accredited school district with a link to an explanation. Below this is the school name 'Adam' and a year selector showing '2024-25', '2023-24' (selected), and '2022-23'. A red arrow points from the '2023-24' year to the '2023-24 ratings for Adam Elementary School' section. This section contains a list of links: '2023-24 Campus Improvement Plan', '2023-24 Texas Academic Performance Report', '2023-24 Texas Academic Performance Report Glossary', and '2023-24 Federal Report Card'. A red arrow points from the '2023-24 Campus Improvement Plan' link to the list.

School Ratings - District

[School Ratings - Elementary Schools](#)

School Ratings - Middle Schools

School Ratings - High Schools

School Ratings - Special Campuses

School Ratings - Elementary

Cypress-Fairbanks ISD is an Accredited school district ([explanation](#)).

Adam

2024-25 **2023-24** 2022-23

2023-24 ratings for Adam Elementary School

- [2023-24 Campus Improvement Plan](#)
- [2023-24 Texas Academic Performance Report](#)
- [2023-24 Texas Academic Performance Report Glossary](#)
- [2023-24 Federal Report Card](#)

Special Education Determination Status

2023-24 Texas Academic Performance Report (TAPR)

District Name: CYPRESS-FAIRBANKS ISD

District Number: 101907

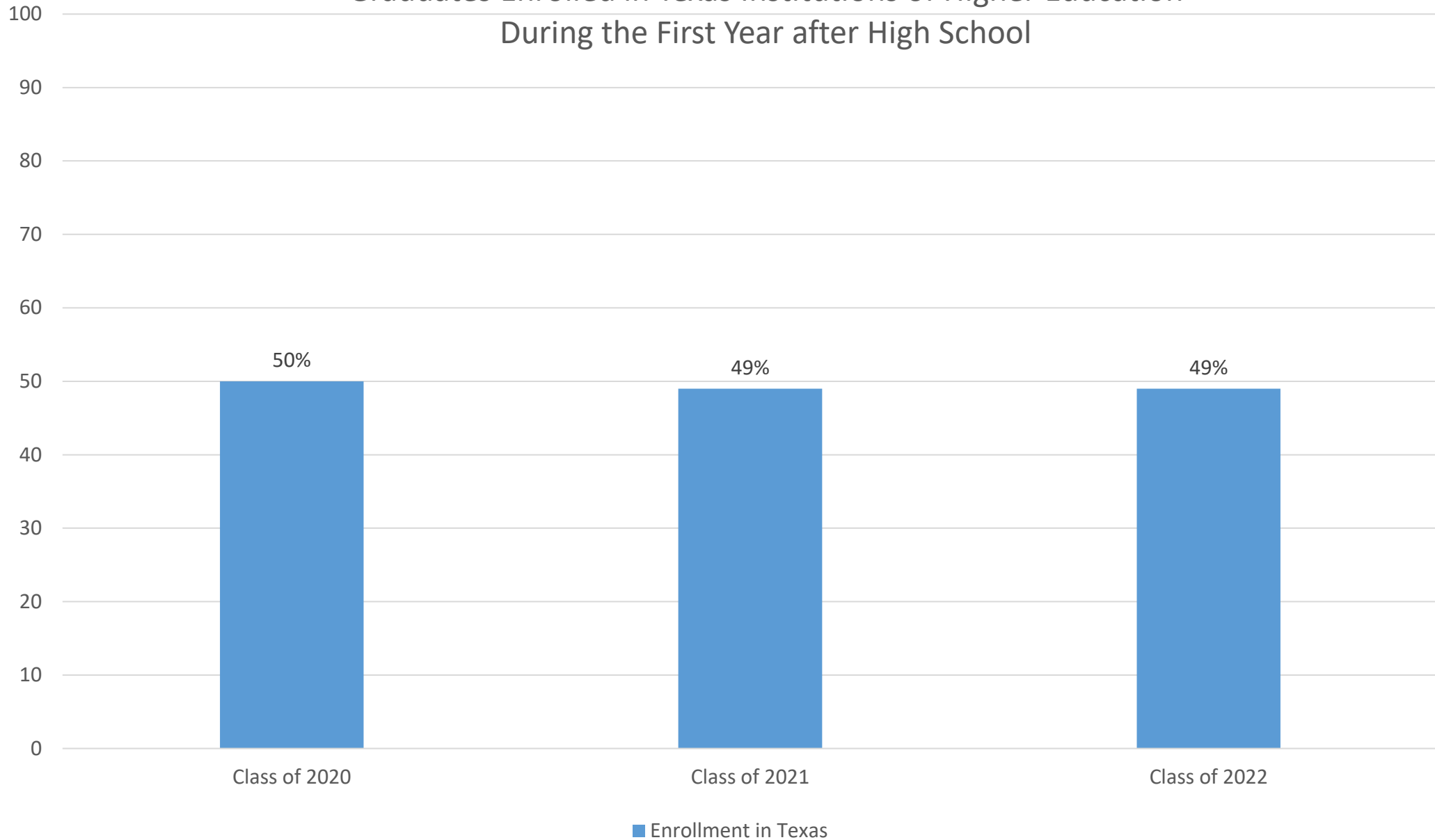
2024 Special Education Determination Status:

Meets Requirements

Report on Violent or Criminal Incidents

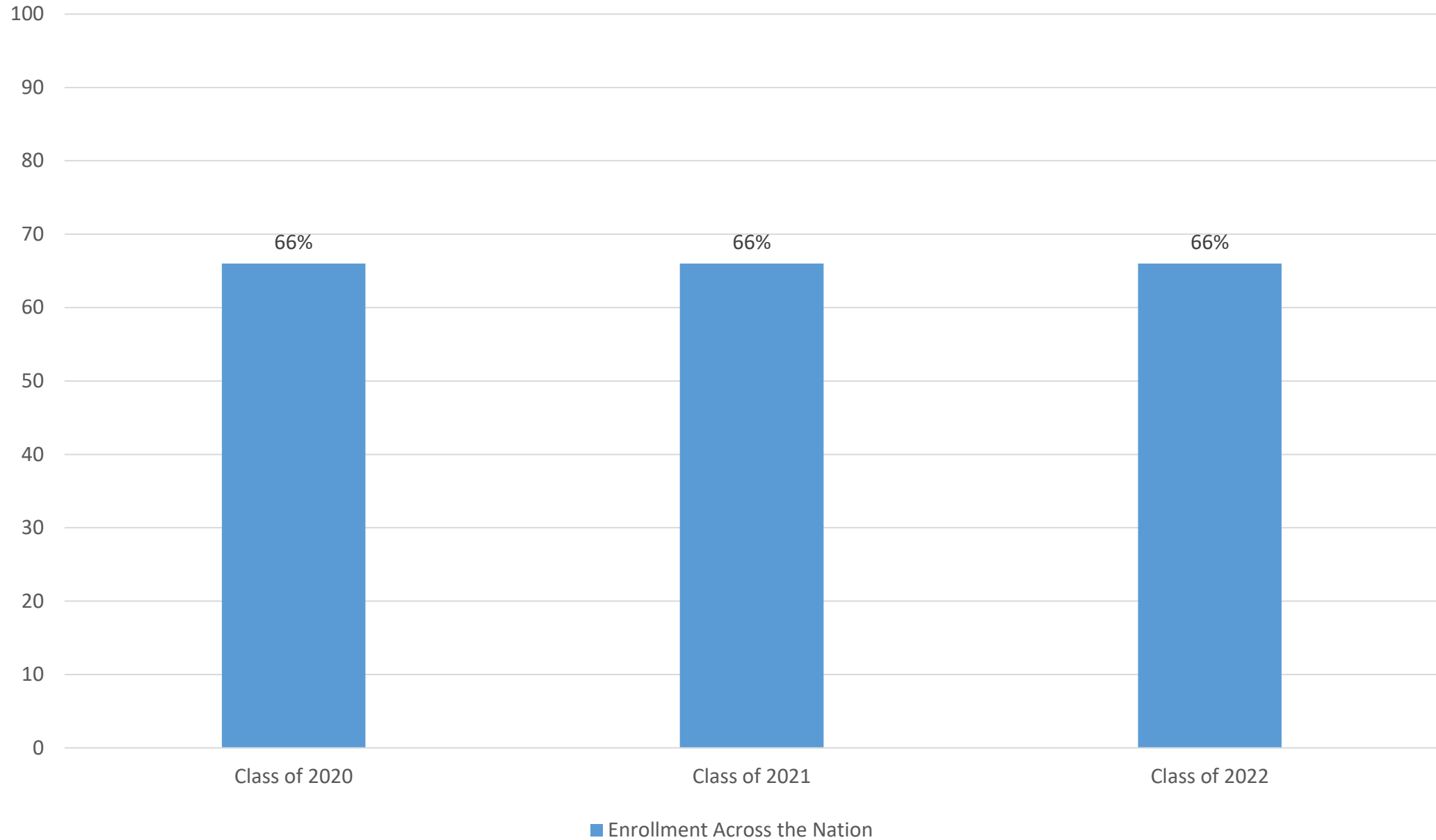
2023-24	
Total Student Population	118,187
Total Number of Incidents	1,594
Total Rate	.0135

Texas Higher Education Coordinating Board
Graduates Enrolled in Texas Institutions of Higher Education
During the First Year after High School



National Student Clearinghouse

Students Enrolled in College at Any Time During the First Year After High School



Texas Education Code §11.185—Early Childhood Reading and Mathematics Proficiency Plans

- Required by House Bill 3 (86th Texas Legislature 2019)
- Set for each elementary school
- Set for 5 years
- Based on 3rd grade STAAR data (Meets or higher)
- Set for student groups with 10 or more students

Texas Education Code §11.185—Early Childhood Reading and Mathematics Proficiency Plans

- Provide report to the school board each year
- Post the data on district and campus websites
- Provide professional development when targets are not met

Texas Education Code §11.185—Early Childhood Reading and Mathematics Proficiency Plans

		2021 (Target)	2021 (Actual)	2022 (Target)	2022 (Actual)	2023 (Target)	2023 (Actual)	2024 (Target)	2024 (Actual)	2025 (Target)
All	Target and Actual Rate	58%	58%	60%	71%	62%	68%	65%	70%	68%
	Total Number Meets or Higher		84		105		119			
	Total Number Tested		146		148		175			
	Points away from or above target		0		11		6		5	
	Difference from Prior Year				13		-3		2	
	Growth from Prior Year				22%		-4%		3%	

Note: The 2021 baseline targets are identical to 2019 STAAR performance.

Texas Education Code §11.186—College, Career, and Military Readiness Plans

- Required by House Bill 3 (86th Texas Legislature 2019)
- Set for each high school
- Set for 5 years
- Set for student groups with 10 or more students
- Provide report to the school board each year
- Post the data on district and campus websites

Texas Education Code §11.186—College, Career, and Military Readiness Plans

College, Career, and Military Readiness (CCMR)

Campus:		2021 (Target)	2021 (Actual) (2022 TAPR)	2022 (Target)	2022 (Actual) (2023 TAPR)	2023 (Target)	2023 (Actual) (2024 TAPR)	2024 (Target)	2025 (Target)
All	Target and Actual Rate	75%	54%	77%	57%	79%	68%	81%	83%
	Total Number Met CCMR		416		420				
	Total Graduates		766		742				
	Points away from or above target		-21		-20		-11		
	Difference from Prior Year				2		11		
	Growth from Prior Year				4%		20%		

Note: The 2021 baseline targets are identical to 2019 CCMR performance.

2023-24 Annual Report

CFISD Board of Trustees

Public Hearing

February 10, 2025