
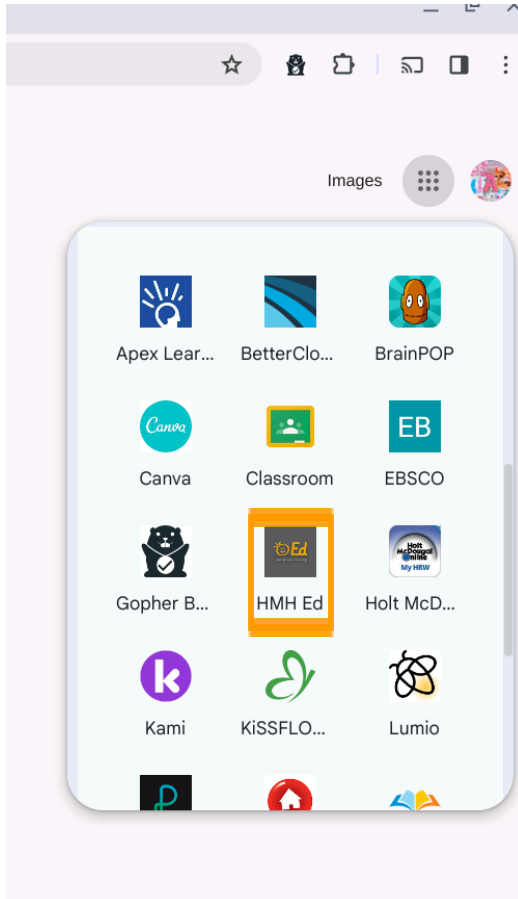


Step 1: Access HMH through the “Waffle” in the upper right corner of the screen. Your student must be signed in through Google.

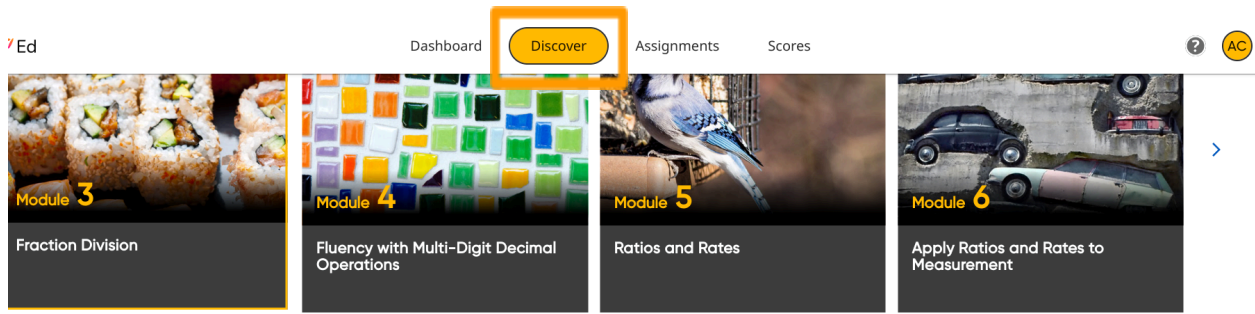
- **Login:** First five letters of your student's last name, first three letters of your student's first name
- **Password:** wcps and their lunch number



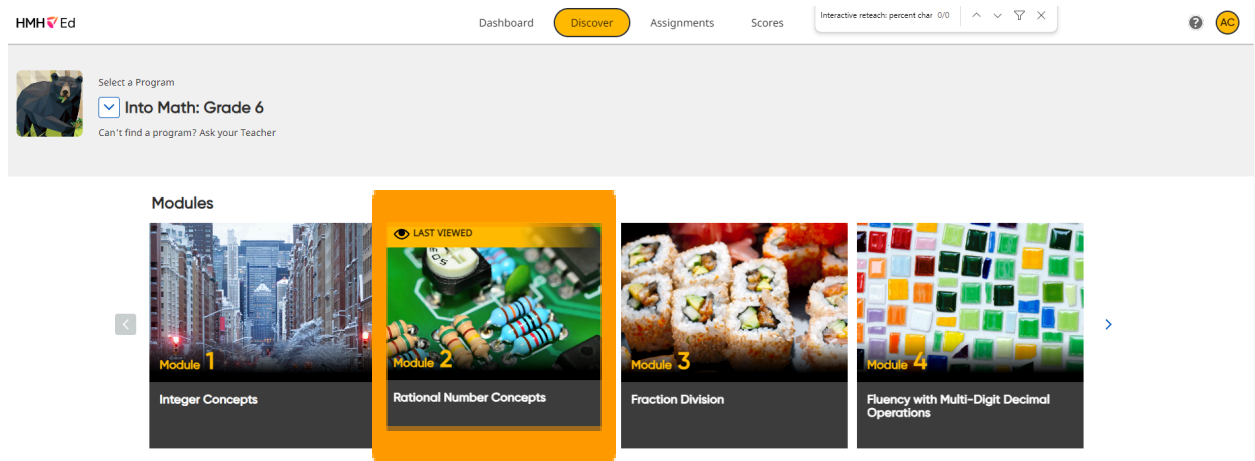
Step 2: Click on the HMH Ed tab in the “Waffle”



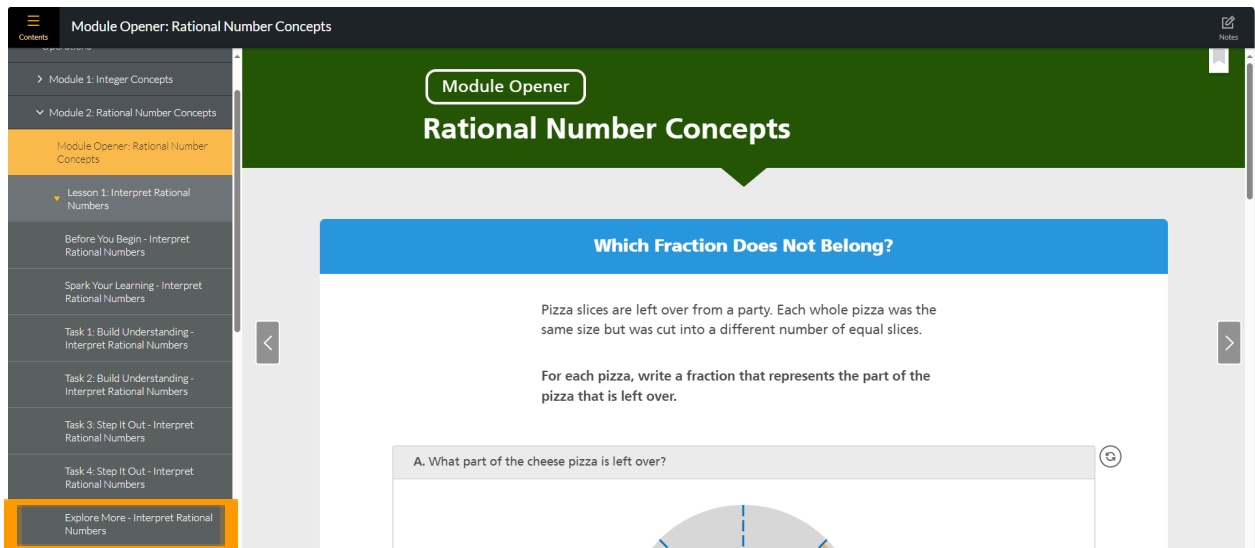
Step 3: Click on the “Discover” tab in the top center



Step 4: Click on the Module in which your student is currently working.








Step 5: In the left menu/column, click the lesson or topic. Then click on “Explore More”.








Once in **Explore More Resources**, you can find the recommended resources from the parent letter, such as "Math On The Spot" videos, "More Practice/Homework," and other interactive resources that will check student responses in real time.



Helpful Tools

 Number Lines ITools	 Geometry Sketcher ITools	 Scratch Pad ITools	 Glossary
 Math On The Spot Identify And Interpret Integers			

Sharpen Your Skills!

 I Can Scale	 Remember Interpret Rational Numbers Interactive Reteach 2.1	 Look Back Opposites And Absolute Value Rtl Tier 2 Skill 13	 Get Stronger Decimal Addition Level 1 Fluency Builder: Decimal Addition Level 1	 More Practice Interpret Rational Numbers More Practice/Homework: Interpret Rational Numbers
---	---	--	---	---