

# Strategic Plan Goal 1: Student Success

## District Annual Report & Public Hearing

February 24, 2025



[www.boerneisd.net](http://www.boerneisd.net)





**Every Child,  
Every Day**



**Respectful  
Relationships**



**Excellence  
through  
Integrity**



**Commitment  
to Service**

# DISTRICT SCORECARD

## STUDENT SUCCESS

By 2028, 100% of Boerne ISD students will engage in innovative learning experiences so they are college, career, and/or military ready.



## TALENT

By 2028, 100% of the Boerne ISD employee experience will prioritize opportunities to perform at and aspire to the highest level of professional performance growth.



## FISCAL RESPONSIBILITY

By 2028, Boerne ISD will maximize funding and efficiencies so our budget funds 100% of our identified needs.



## FAMILY & COMMUNITY ENGAGEMENT

By 2028, 100% of Boerne ISD stakeholders will be a part of a culture of trust where they feel engaged and valued.



# 8 sections to the District Annual Report

**01**

## **TAPR**

2023–2024 Texas  
Academic  
Performance Report

**02**

## **Financial Report**

PEIMS 22–23 Actual  
Financial Reports

**03**

## **Accreditation**

2022–2023 District  
Accreditation Status

**04**

## **DIP/CIP**

District/Campus  
Performance  
Objectives

**05**

## **Report on Crime**

Report on Campus  
Violent or Criminal  
Incidents

**06**

## **Post-Secondary**

Student  
Performance in Post  
Secondary  
Institutions

**07**

## **HB 3**

District progress on  
HB 3 goals

**08**

## **Glossary**

TAPR Glossary

# Section 1

## 2023–24 Texas Academic Performance Report (TAPR)

Compiled by TEA for every district and campus

**2023–2024 District & Campus TAPR Reports**

### 2023-24 Texas Academic Performance Report (TAPR)

District Name: BOERNE ISD

District Number: 130901

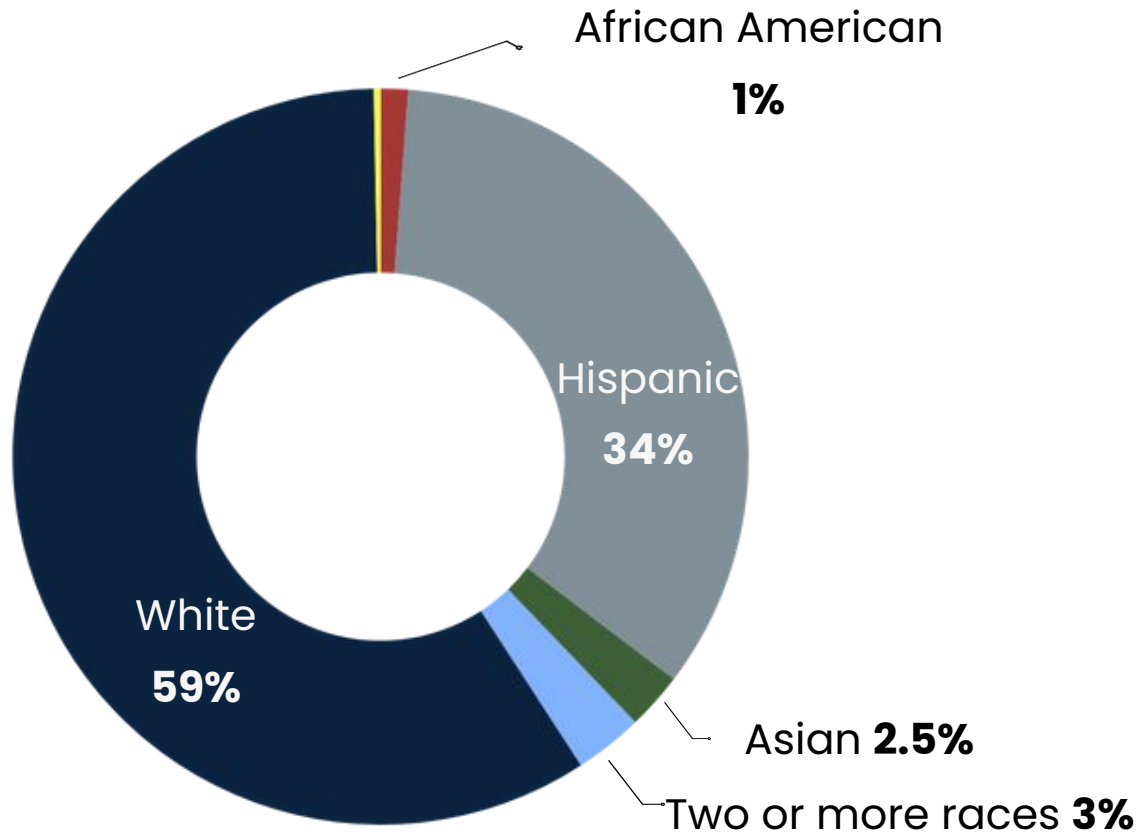
*2024 Special Education Determination Status:*

*Meets Requirements*

# TAPR

## STUDENT DEMOGRAPHICS

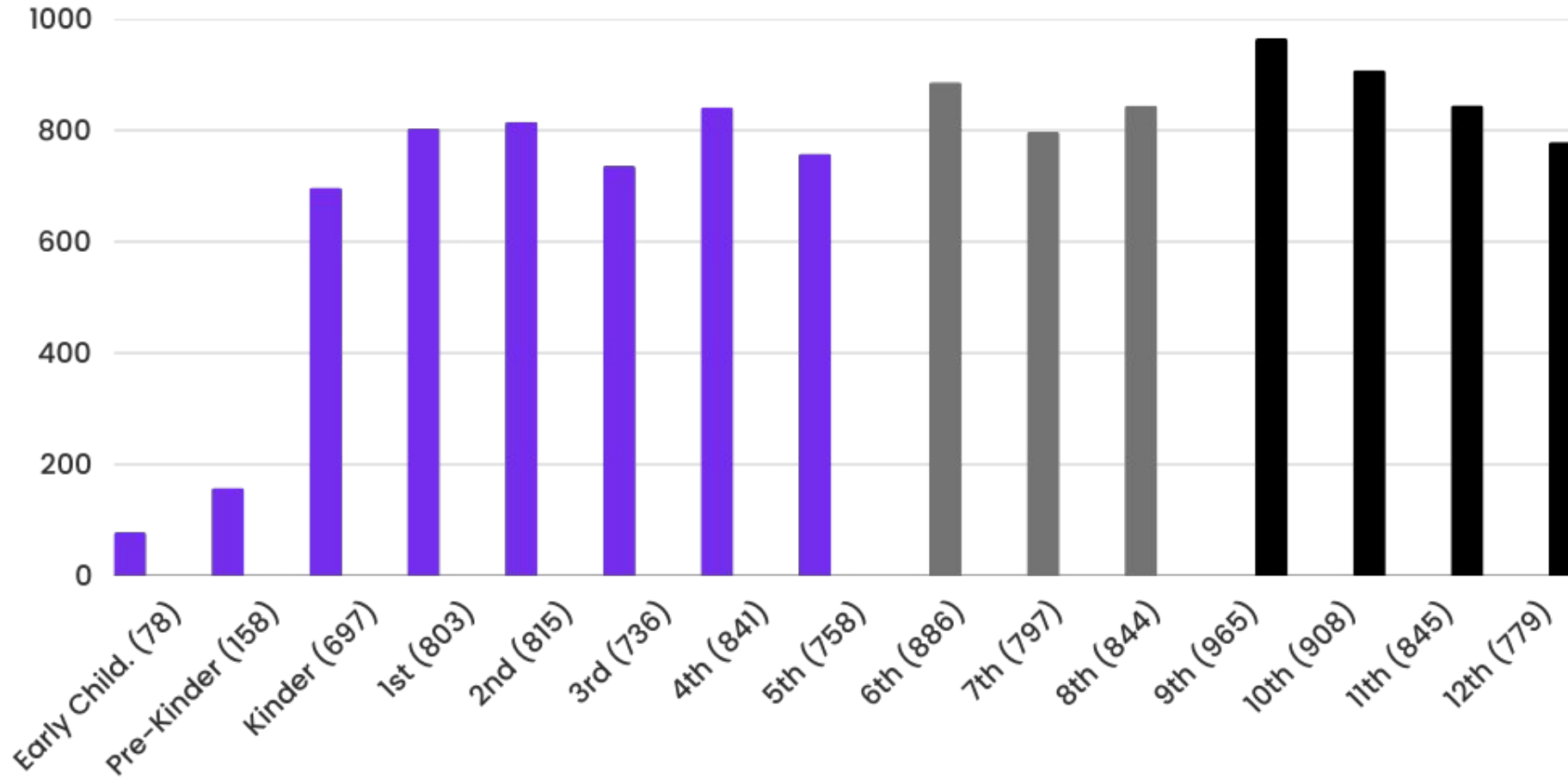
ENROLLMENT: **10,910**



# TAPR

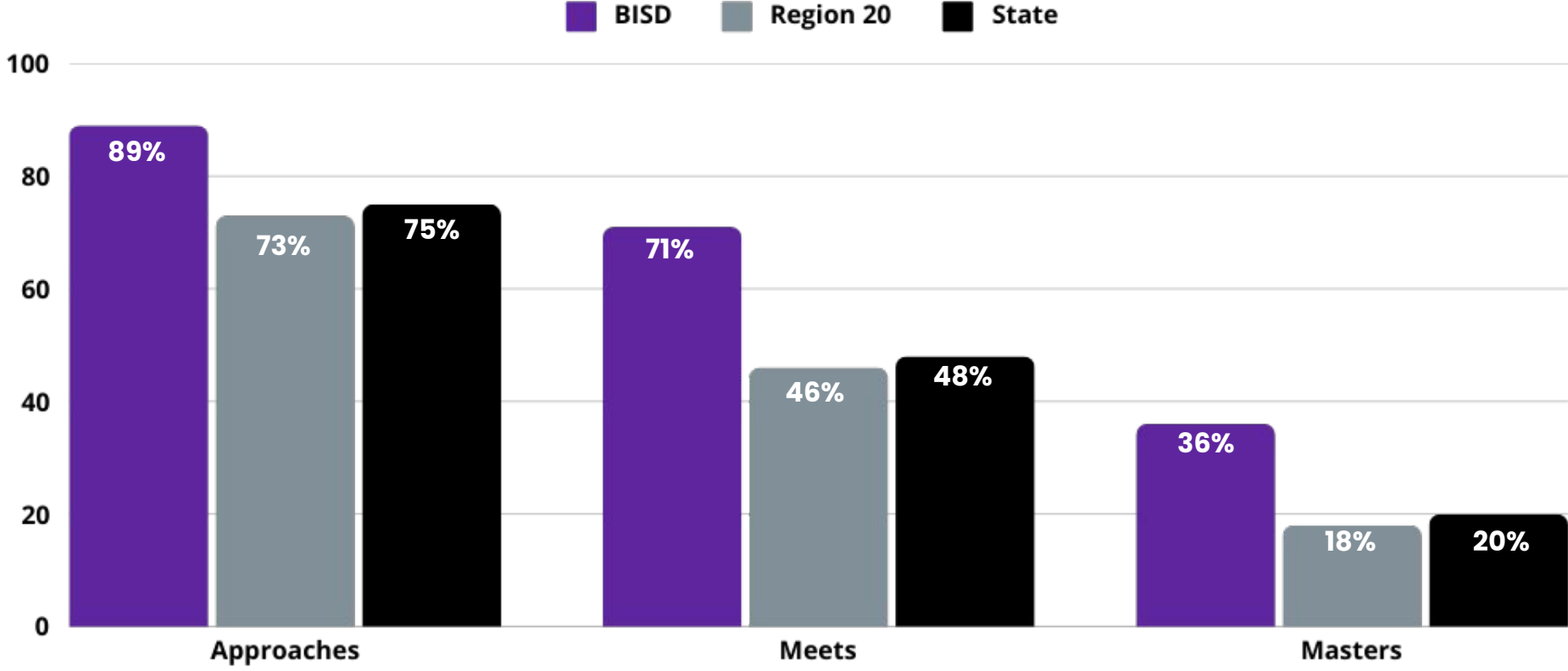
## STUDENT DEMOGRAPHICS

ENROLLMENT: **10,910**



# STAAR All Grades & Subjects

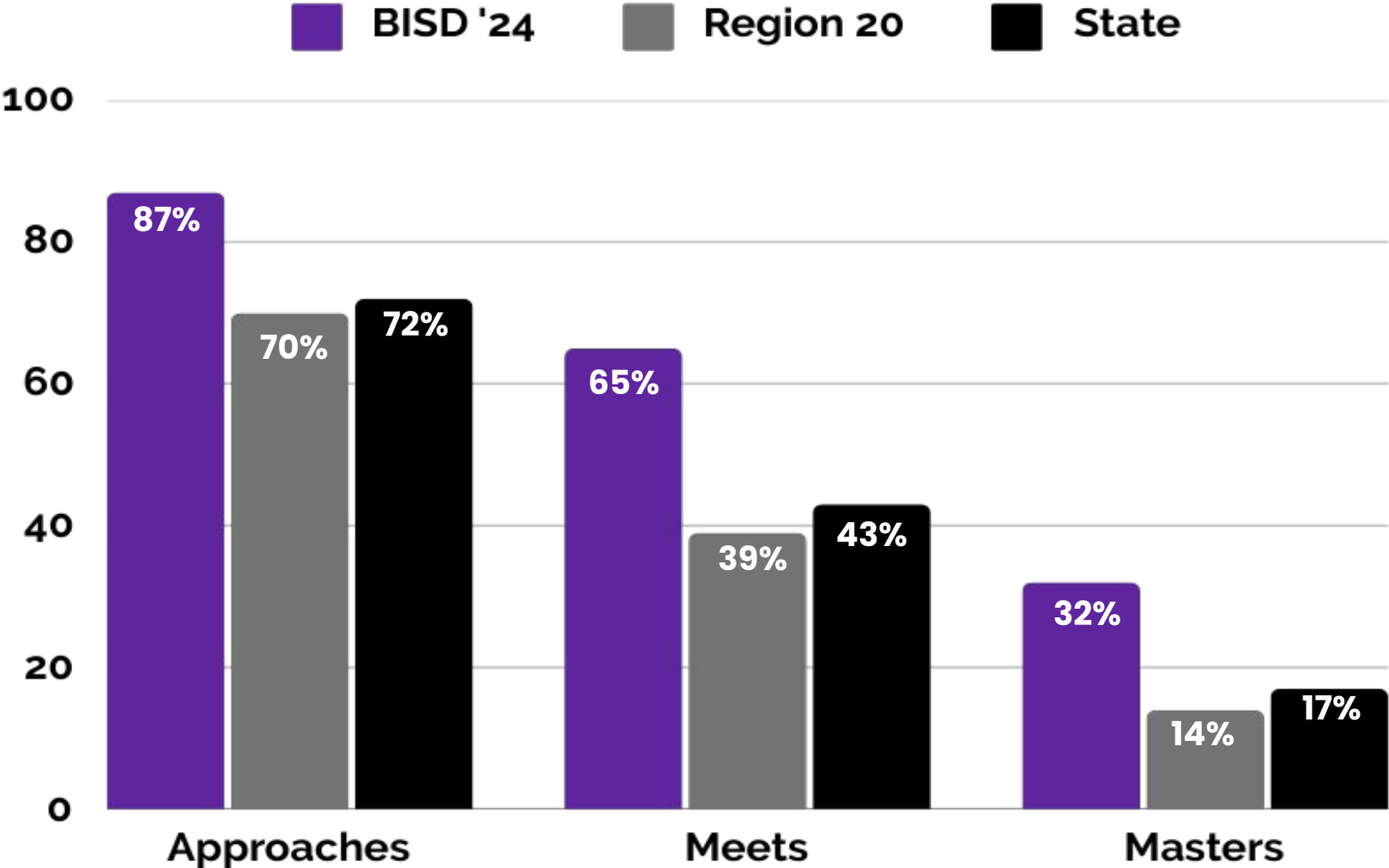
(Approaches, Meets, and Masters)





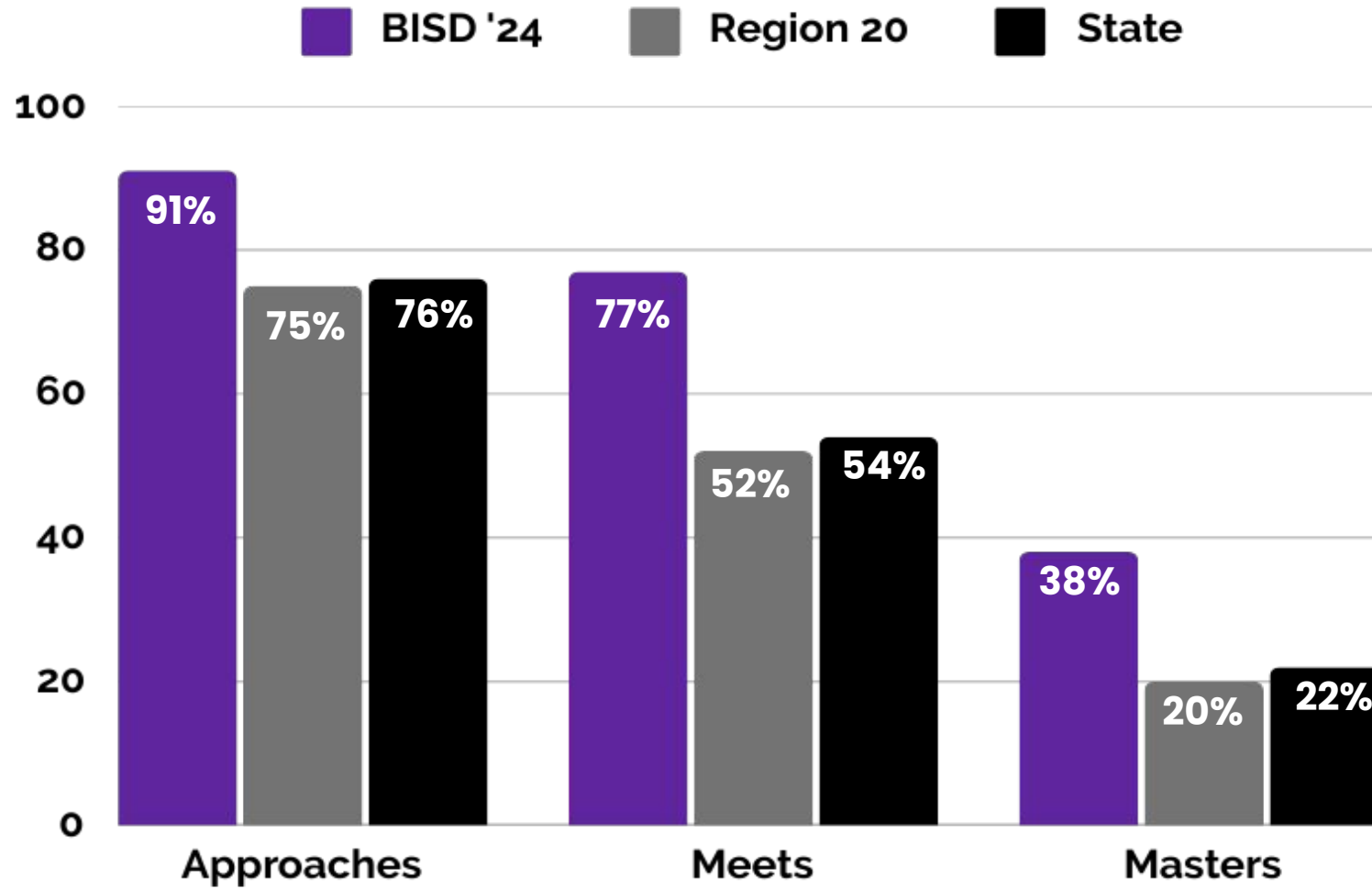
# STAAR MATH

## GRADE 3 – ALGEBRA 1



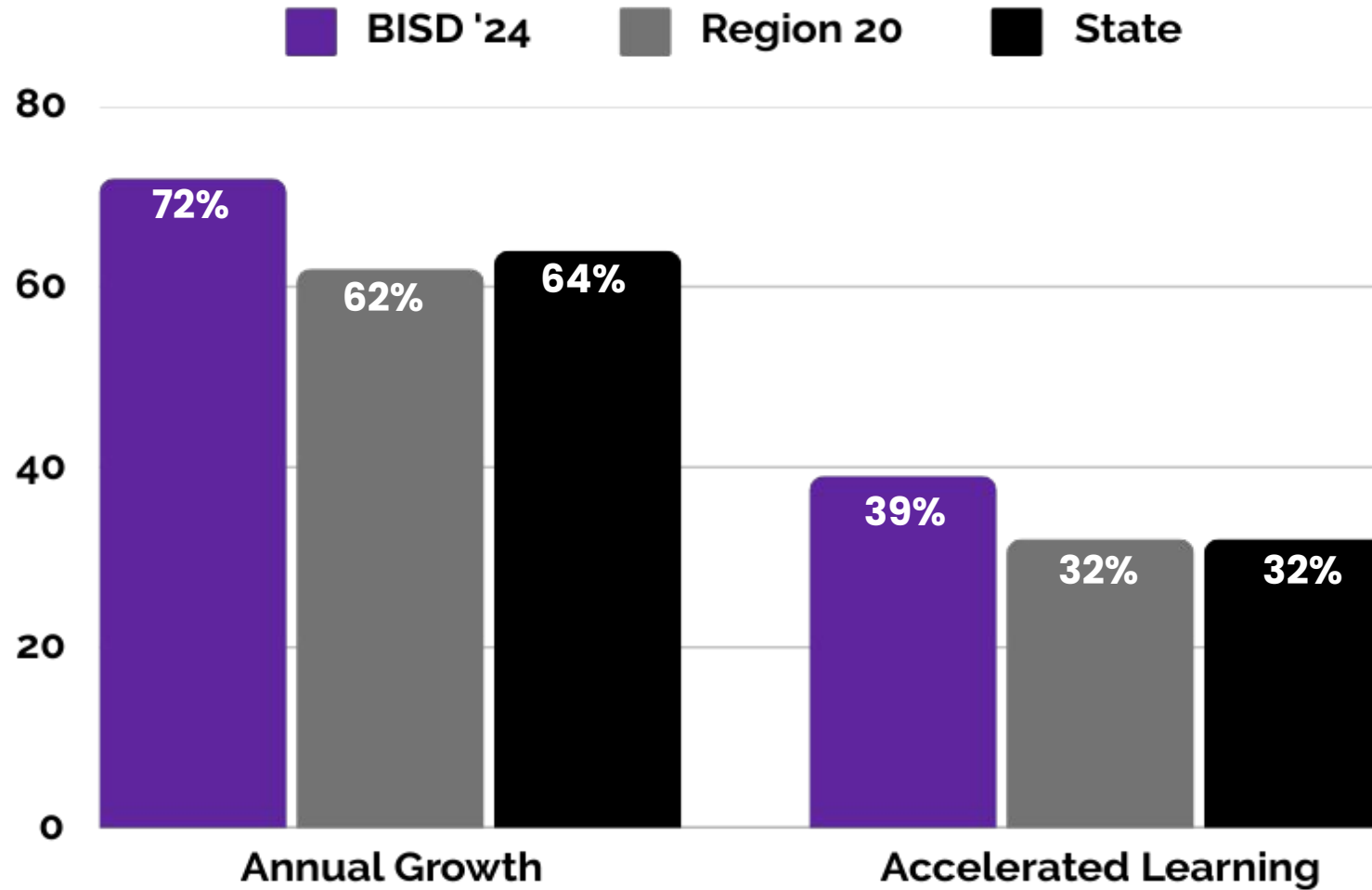
# STAAR READING

## GRADE 3 – ENGLISH 2



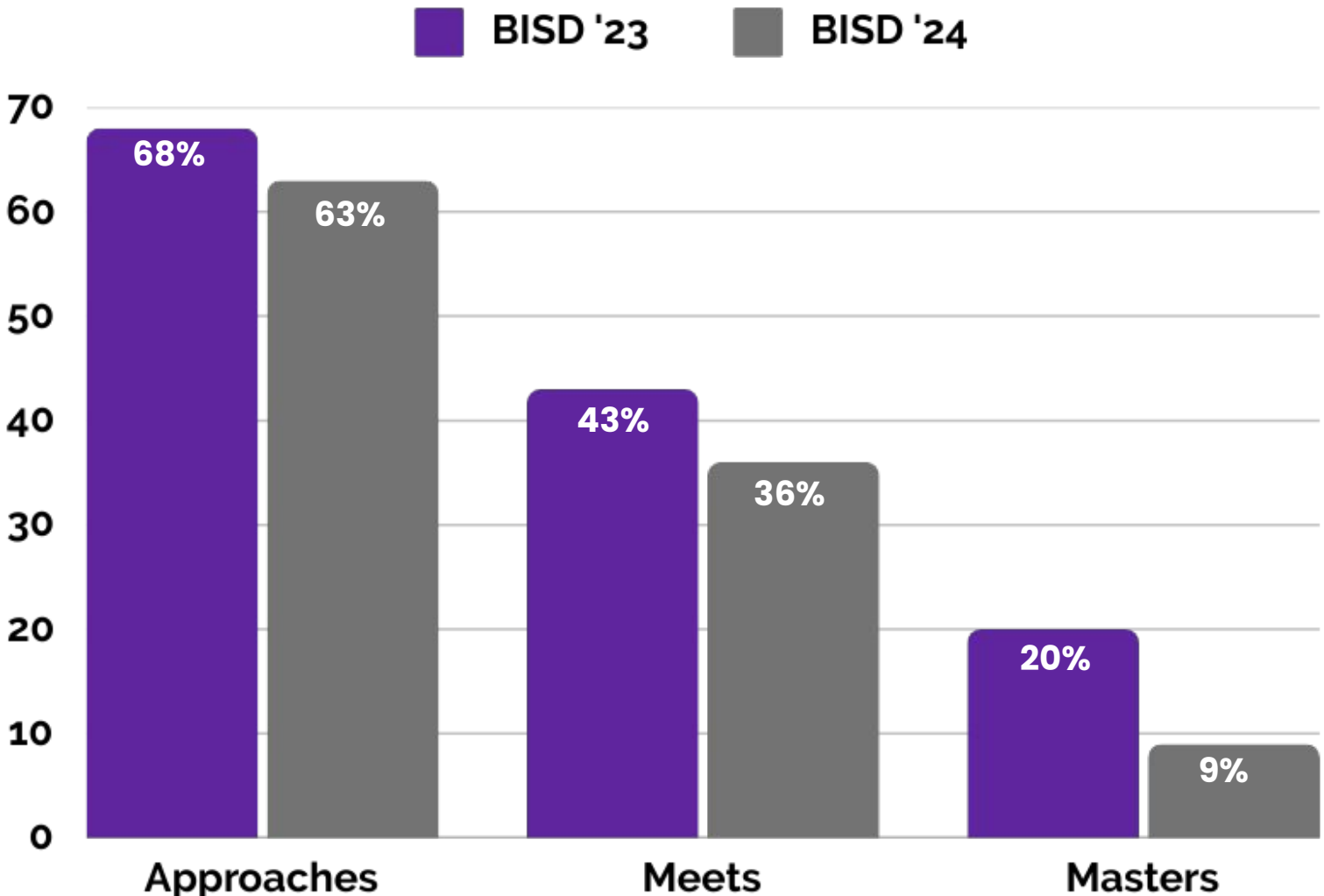
# STAAR **ACADEMIC GROWTH**

## READING/MATH 2023 TO 2024



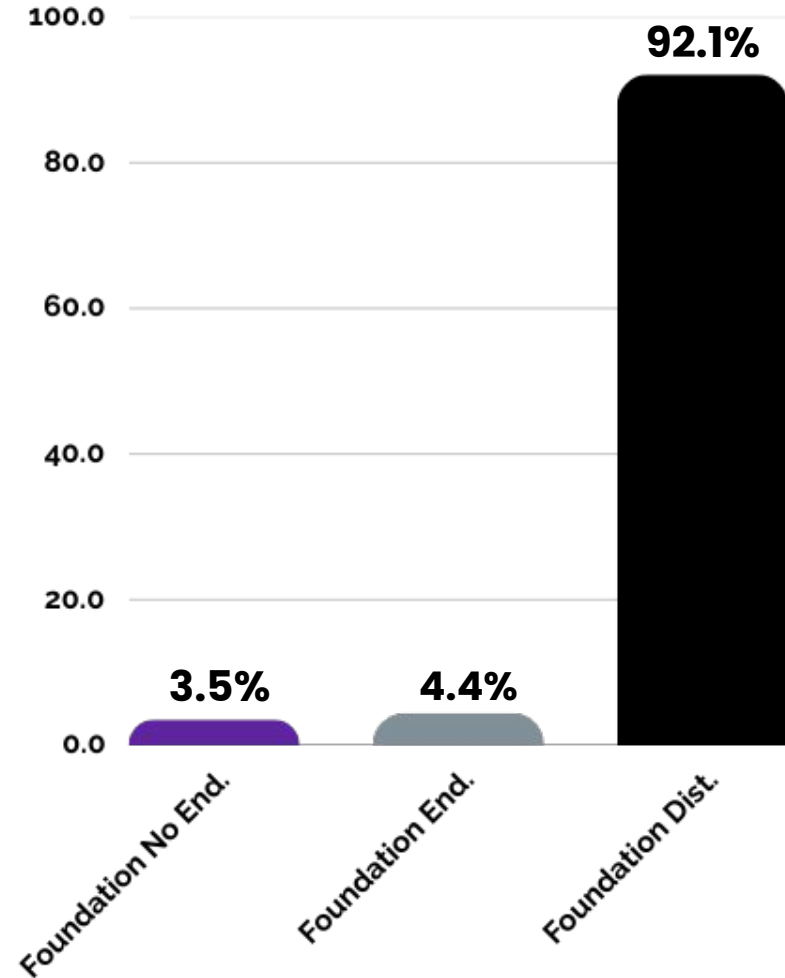
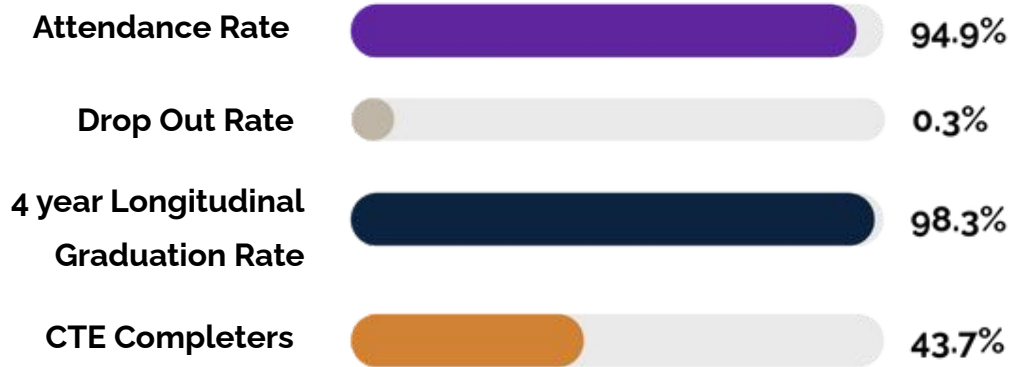
# STAAR BILINGUAL/ESL/EB

ALL GRADES & SUBJECTS



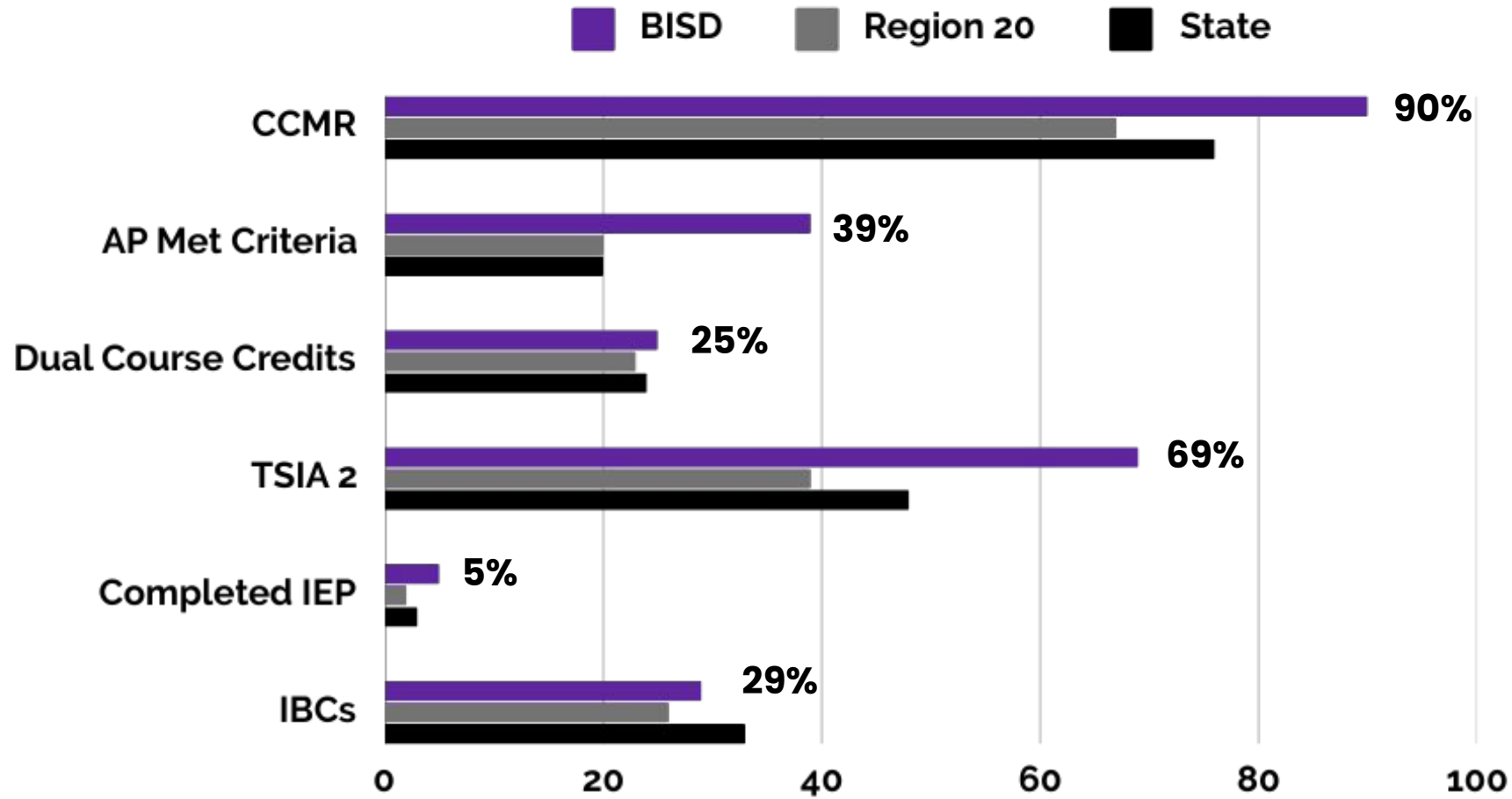
# TAPR: ATTENDANCE, GRADUATION, & DROPOUT RATES

## 2022-2023



# TAPR: CCMR

## 2022-2023 ANNUAL GRADUATES



# Section 2

## PEIMS Financial Standard Reports

2022-23 Financial Actual Reports

### 2022-23 Actual Financial Data District

- Revenues
- Expenditures
- Disbursements
- Tax Rates
- Fund Balance

### 2022-23 Actual Financial Data Campus

- Expenditures by Object
- Expenditures by Function
- Program Expenditures by Program

***2022-23 is the most recent year for which these data are available.***

# Section 3

## 2022–23 District Accreditation Status

- The District's 2022–23 Accreditation Status is:  
***Accredited***



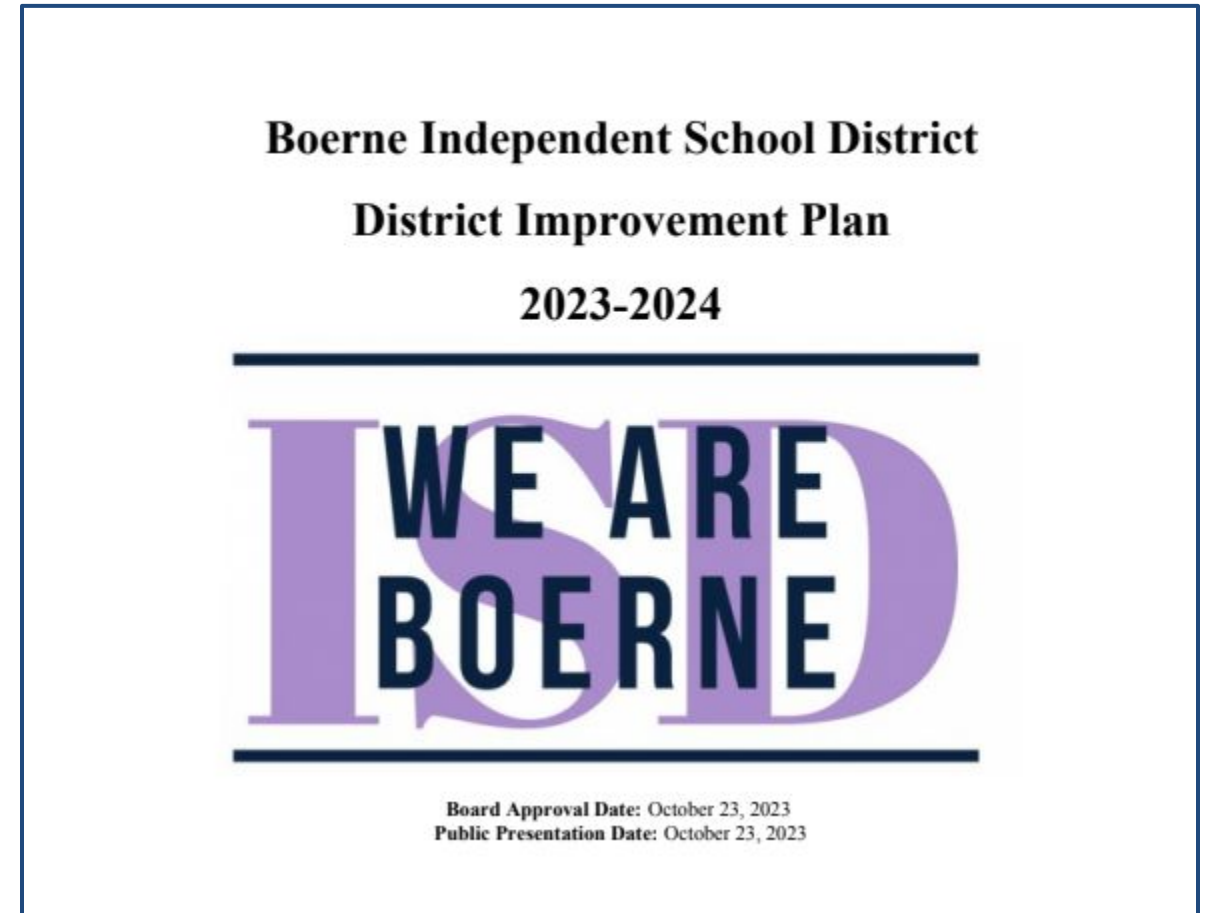
# Section 4

## Campus Performance Objectives

- Campus Improvement Plans (CIPs)
- District Improvement Plan

### **2023-24 BISD CIPs & DIP**

Board Approved October 2023



# Section 5

## Report on Violent or Criminal Incidents

- The report must include:
  - Number, rate and type of violent or criminal incidents that occurred on each campus (to the extent permitted under FERPA)
  - Descriptions of school violence prevention and violence intervention policies and procedures used to protect students
  - Findings from evaluations (if any) conducted under the Safe and Drug-Free Schools and Communities Act

**Violent or Criminal Incidents Report**

**BISD School Violence Prevention Interventions**

# Section 6

## Student Performance in Postsecondary Institutions

*Enrolled in Texas Public or Independent Higher Education in FY 2023*

Champion HS		Graduates	<2.0 GPA	2.0–2.49	2.5–2.99	3.0–3.49	>3.5
CHS Total Graduates: 492	4 Year Public	189	17	11	22	52	84
	2 Year Public	84	17	6	13	25	23
	Ind. Colleges & Univ.	33					
	Not Trackable	20					
	Not Found	166					

Boerne HS		Graduates	<2.0 GPA	2.0–2.49	2.5–2.99	3.0–3.49	>3.5
BHS Total Graduates: 313	4 Year Public	104	15	13	16	26	31
	2 Year Public	54	13	3	15	10	12
	Ind. Colleges & Univ.	18					
	Not Trackable	13					
	Not Found	124					

# Section 7

## Progress of Board-adopted HB 3 Goals

### HOUSE BILL 3

Met in 2024

**Early Childhood Literacy:** The percent of 3rd grade students that score Meets grade level or above on STAAR Reading will increase from 73% to 74% by August 2025.

Met in 2024

**Early Childhood Math:** The percent of 3rd grade students that score Meets grade level or above on STAAR Math will increase from 71% to 72% by August 2025.

Pending

**CCMR:** The percentage of graduates that meet the criteria for CCMR will increase from 90% to 92% by August 2025.



# Section 7

## HB 3 Goals

### **HB3 Goals Presentations:**

CCMR: August 2024

Early Childhood: November 2024

Goal Year	Literacy	Math	CCMR
2023	<b>Met Goal - 72%</b>	<b>Met Goal - 67%</b>	<b>Met Goal - 86%</b>
2024	<b>Met Goal - 73%</b>	<b>Met Goal - 69%</b>	<b>Met Goal - 90%</b>
2025	<b>Goal - 74%</b>	<b>Goal - 71%</b>	<b>Goal - 92%</b>

# Section 8

## TAPR Glossary

The *TAPR Glossary* provides definitions, describes methodologies, and lists sources for each data point in the TAPR.

*Currently, the TAPR does not include scale scores, A–F ratings, Distinction Designations, or Special Education Determination Status. The initial release does not include the Campus or District 2024 Accountability Reports. The issuance of the A–F ratings under 2024 rule is pending and subject to change.*

### 2023–24 Texas Academic Performance Report (TAPR) Glossary

#### Cover Page

Currently, the TAPR does not include scale scores, A–F ratings or Distinction Designations. The initial release does not include the District or Campus Accountability Reports. The issuance of the A–F ratings under 2024 rule is pending and subject to change.

**2024 Armed Services Vocational Aptitude Battery (ASVAB) Test (Career Exploration)** (*districts serving grades 10–12*): Senate Bill 1843 requires that each school year, each school district and open-enrollment charter school provide students in grades 10–12 the opportunity to take the ASVAB and consult with a military recruiter.

#### Performance

**STAAR:** A comprehensive testing program for public school students in grades 3–8 or high school courses with end-of-course (EOC) assessments. The STAAR program is designed to measure to what extent a student has learned, understood, and is able to apply the concepts and skills expected at each grade level or after completing each course for which an EOC assessment exists. Each STAAR assessment is linked directly to the Texas Essential Knowledge and Skills (TEKS). The TEKS are the state-mandated content standards that describe what a student should know and be able to do upon completion of a course. For more information on the TEKS, see the *Texas Essential Knowledge and Skills* website at <http://tea.texas.gov/curriculum/teks/>.

#### Other Important Information:

**STAAR (with and without accommodations) and STAAR Alternate 2.** The TAPR and the Texas Performance Reporting System (TPRS) include performance on STAAR and STAAR Alternate 2.

**Spanish STAAR.** All STAAR assessments in grades 3, 4, and 5 are available in both English and Spanish. The TAPR and the TPRS include performance on the Spanish STAAR.

**Rounding of STAAR results.** STAAR performance shown on the TAPR and TPRS is rounded to whole numbers. For example, 49.877% is rounded to 50%; 49.4999% is rounded to 49%; and 59.5% is rounded to 60%.

**Masking.** STAAR performance rates are masked when necessary to comply with FERPA. For more information, see the Explanation of Masking at <https://rptsvr1.tea.texas.gov/perfreport/tapr/2024/masking.html>.

#### STAAR Performance (2023–24)

The STAAR Performance section displays performance results by grade, subject and performance level for students in the accountability subset, which are students enrolled in the same district/campus on both the snapshot date (PEIMS October snapshot) and the testing date. The STAAR Performance–All Students section of the TPRS displays STAAR performance by grade, subject, and performance level and includes all students tested, regardless of whether they were in the accountability subset.

# Resources and Availability of Annual Report

- The District's TAPR will be posted on the district's website within 2 weeks after this meeting.
- Paper copies will also be available at the district's central office and on each campus in the district.
- For questions or more information, contact:

Name	Larissa S. Flores
Position	Chief Instructional Officer
Phone	830-357-2045
Email	larissa.flores@boerneisd.net