




Happy Black History Month Superintendent's Report



Presented by: Ms. Mincy
February 24, 2025

Reimagining the Village





Agenda

Reimagining the Village



Agenda

- *Opening & Mission*
- *Attendance Updates*
- *Academic Updates*
- *Village Highlights*
- *On the Horizon*



The Tree of Knowledge



The Torch



The Sankofa Bird




The Tiger



The MPTCS Mission

Reimagining the Village



The mission of Marion P. Thomas Charter School is to build culturally rich, transformative educational spaces that cultivate successful, lifelong innovators who use their passions, character, and intellect to better themselves, the greater Newark community, and the world beyond.



The Tree of Knowledge



The Torch




The Sankofa



The Tiger






Average Daily Attendance

Keep it 100%




Strategic Plan Progress

Campus	Strategic Plan Goal	YTD (8/26-2/21)	+/-
HS	94.00%	92.36%	-1.64%
PAC	94.00%	91.21%	-2.79%
STEAM	96.00%	93.65%	-2.35%
SANKOFA	95.00%	92.03%	-2.97%




Average Daily Attendance

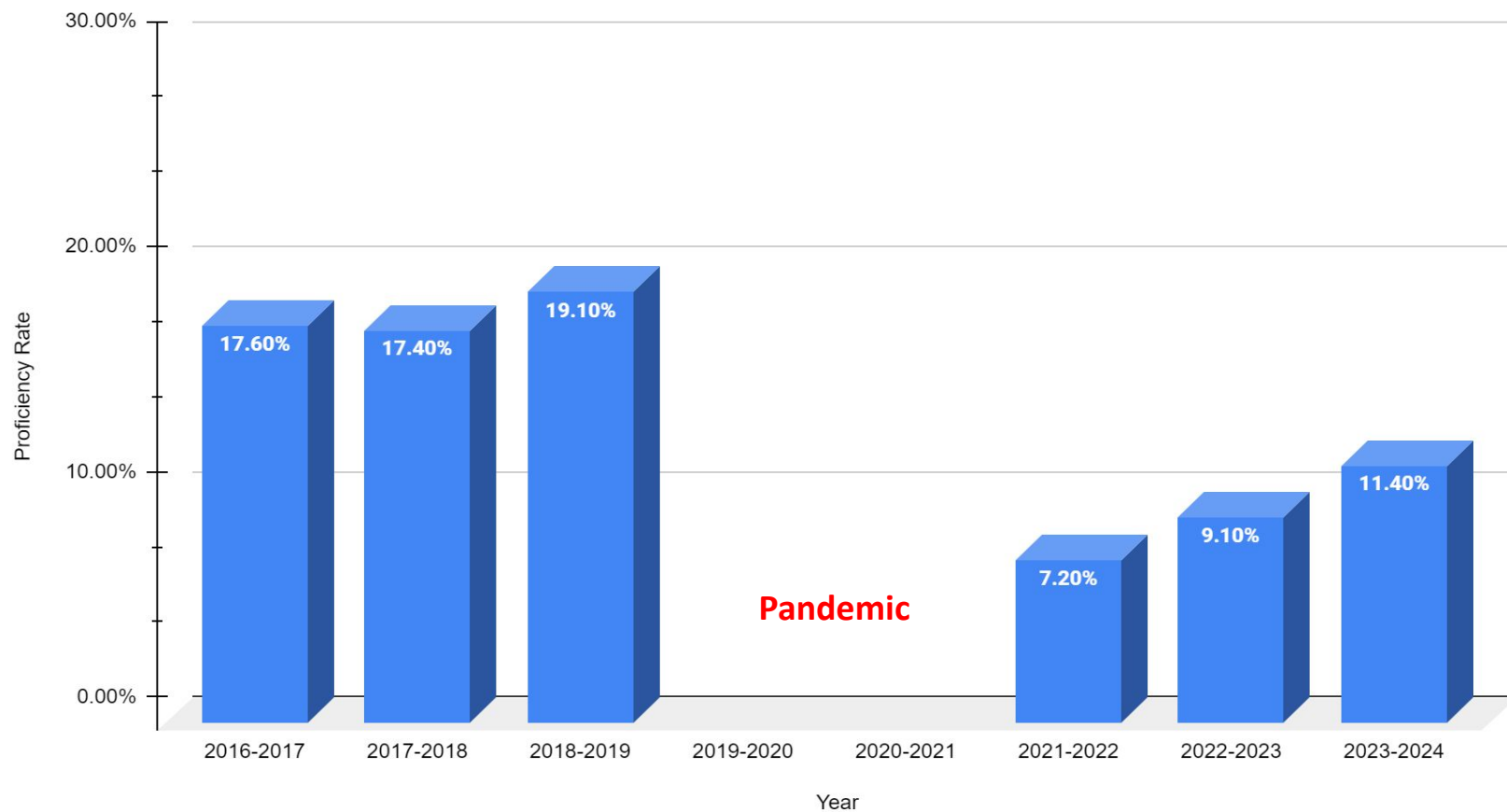
Keep it 100%



CHRONIC ABSENTEEISM (YTD)				
Campus	FEBRUARY 2022	FEBRUARY 2023	FEBRUARY 2024	FEBRUARY 2025
HS	51.70%	34.56%	22.20%	23.39%
PAC	59.40%	40.62%	35.50%	27.20%
STEAM	37.0%	26.55%	28.60%	20.89%
SANKOFA	N/A	N/A	N/A	30.00%
DISTRICT	49.60%	34.00%	28.30%	23.55%

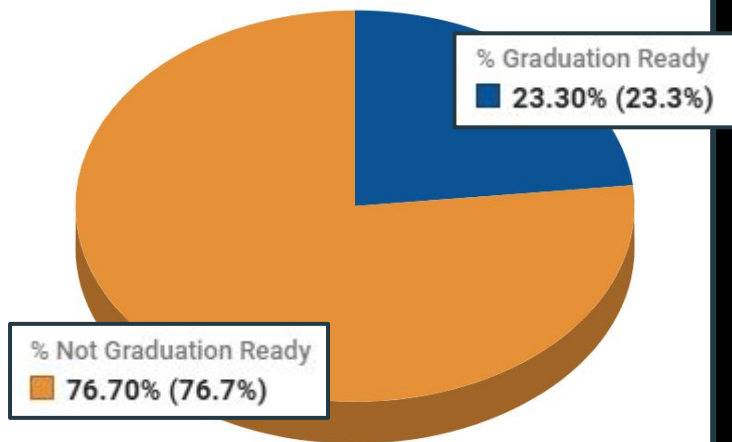


Math Proficiency Rate Trends: Pre & Post Pandemic

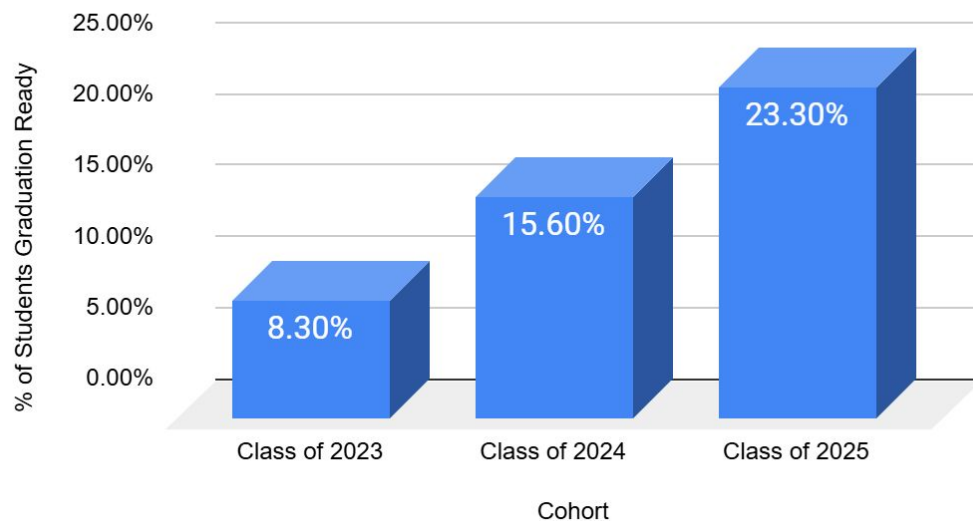


New Jersey Graduation Proficiency Assessment *Math*

Fall 2024 Administration

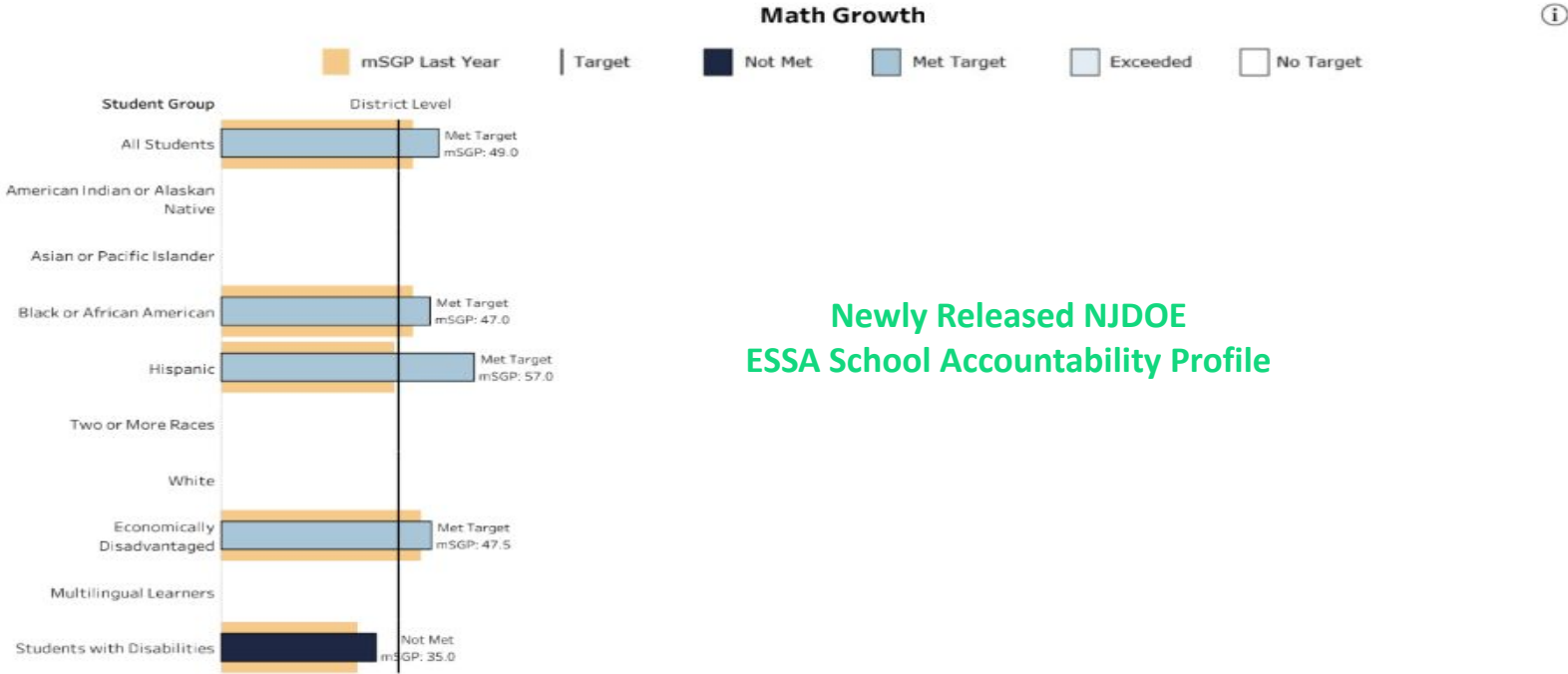


NJGPA - Math Three Year Trend



Overview			Performance			Resources		
ELA Participation	Math Participation	ELA Proficiency	Math Proficiency	ELA Growth	4-Year Graduation	5-Year Graduation	Chronic Absenteeism	Progress to ELP
County Charter			District Marion P. Thomas Charter School			School District Level		

Academic Progress for mathematics is measured by math growth, which is based on median student growth percentiles (mSGPs) from the New Jersey Student Learning Assessment (NJSLA).



Newly Released NJDOE
ESSA School Accountability Profile

N-Size: The number of students with median student growth percentiles. This includes students in grades 4 through 7 enrolled prior to December 1, 2023, with valid NJSLA scores for both 2022-2023 and 2023-2024. The minimum N-Size is 20. If the N-Size is less than 20, data is not shown.

mSGP: The median student growth percentile of students in the student group for mathematics.

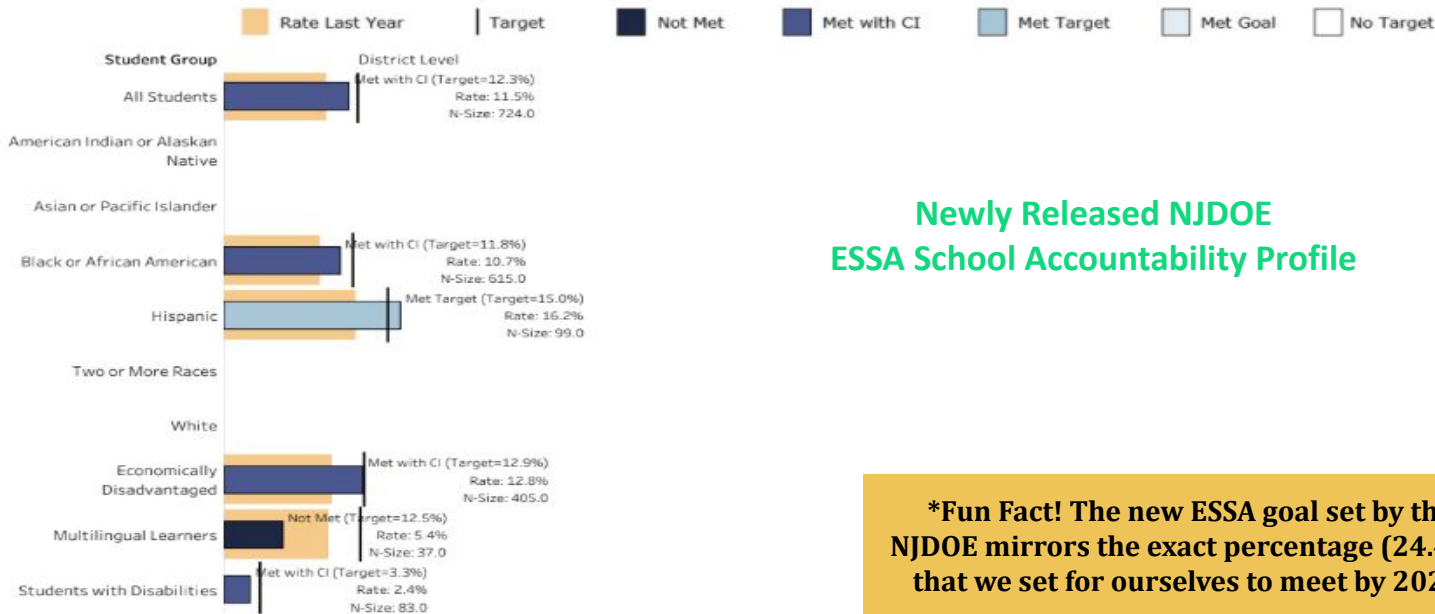
Target: The NJDOE-defined standard is an mSGP of 40. An mSGP of 60 is considered to have exceeded the standard.

Status: "Exceeded" means the mSGP is 60 or higher, "Met Target" means the mSGP is between 40 and 59.5, and "Not Met" means the mSGP is below 40.

Overview			Performance			Resources		
ELA Participation	Math Participation	ELA Proficiency	ELA Growth	Math Growth	4 Year Graduation	5 Year Graduation	Chronic Absenteeism	Progress to ELP
County Charter			District Marion P. Thomas Charter School			School District Level		

Academic Achievement for mathematics is measured by math proficiency, which is based on performance on the New Jersey Student Learning Assessment (NJSLA) and Dynamic Learning Maps (DLM) assessments administered during the fall and spring of 2023-2024.

Math Proficiency



Newly Released NJDOE ESSA School Accountability Profile

***Fun Fact! The new ESSA goal set by the NJDOE mirrors the exact percentage (24.4%) that we set for ourselves to meet by 2027.**

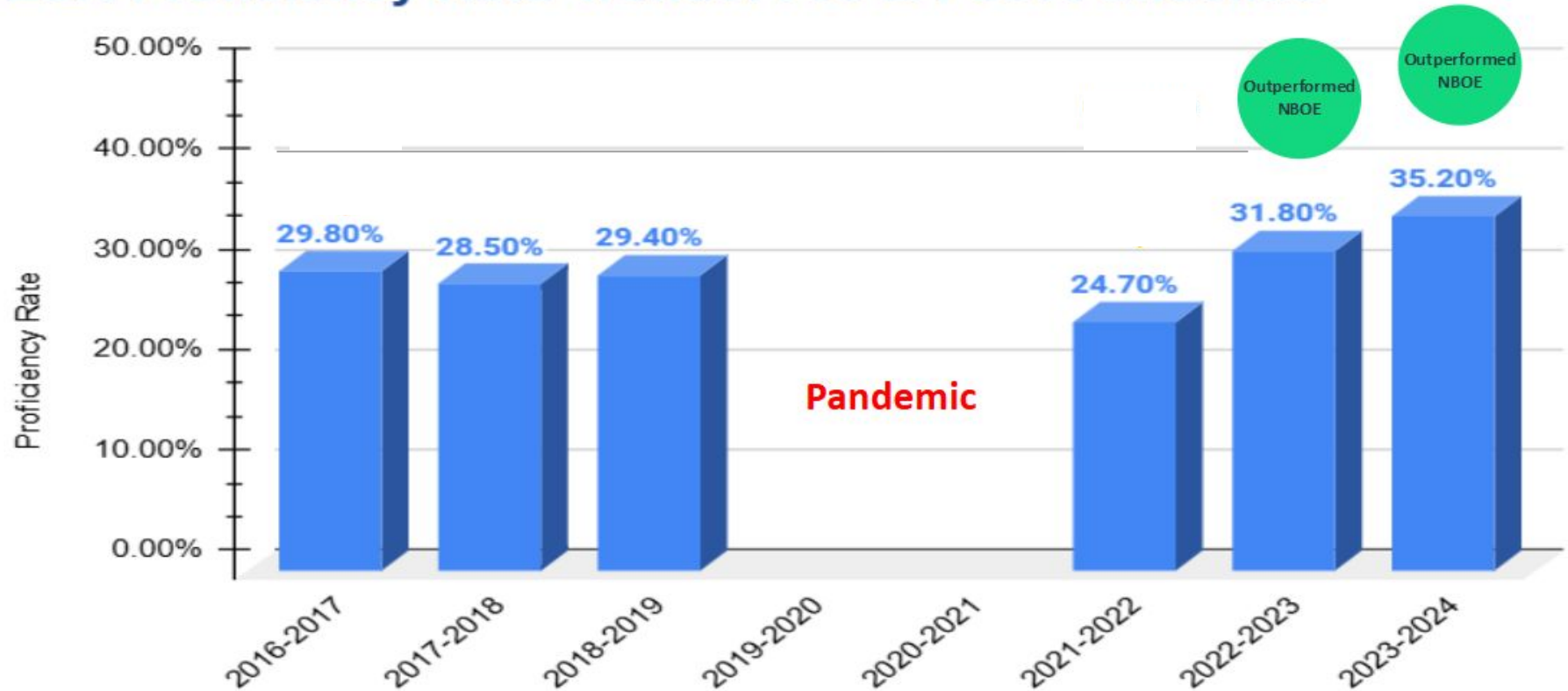
N-Size: Only students enrolled prior to December 1, 2023 are included. When a student group's ELA participation rate is 95% or higher, the N-Size is the number of students with valid scores in the final NJSLA Fall/Spring and DLM summative files. When a student group's ELA participation rate is below 95%, N-Size is 95% of students enrolled in tested grades. The minimum N-Size is 20. When the N-Size is less than 20, data is not shown.

Rate: The percentage of students who scored at Level 4 or 5 on the NJSLA or Level 3 or 4 on the DLM out of all students included in the N-Size.

Target: The updated ESSA annual target for 2023-2024, which is the Rate expected to ensure the school meets the long-term academic achievement goal by 2029.

Status: "Met Goal" means the Rate is 80% or higher, "Met Target" means the Rate is greater than or equal to its Target but lower than 80%, "Met with CI" means the Rate is within a 90% confidence interval of its Target, or "Not Met" means the Rate is below a 90% confidence interval of its Target.

ELA Proficiency Rate Trends: Pre & Post Pandemic

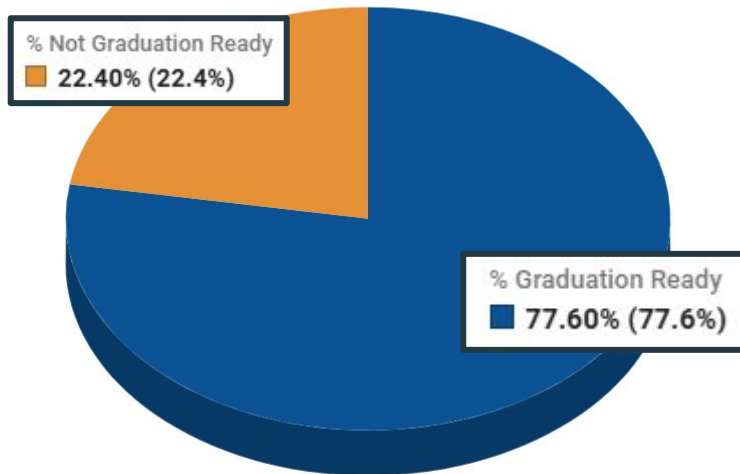


NJSLA ELA: For the past two years, our ELA proficiency rates have surpassed pre-pandemic rates and have also outperformed the Newark Board of Education.

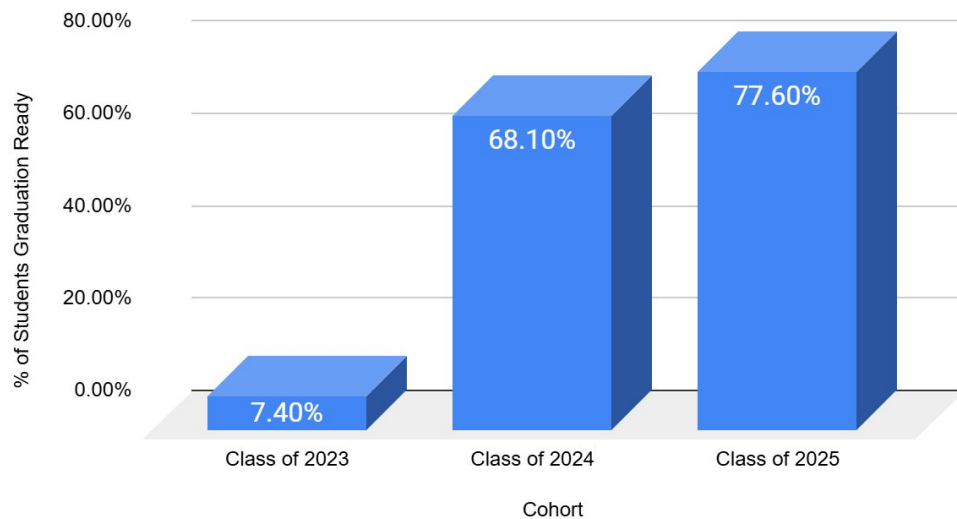
*NAEP Testing - For context, the entire nation is struggling to improve ELA scores. In fact, the newly released scores demonstrate additional post-pandemic drops in student performance. MPTCS on the other hand has made significant gains since that time.

New Jersey Graduation Proficiency Assessment ELA

Fall 2024 Administration



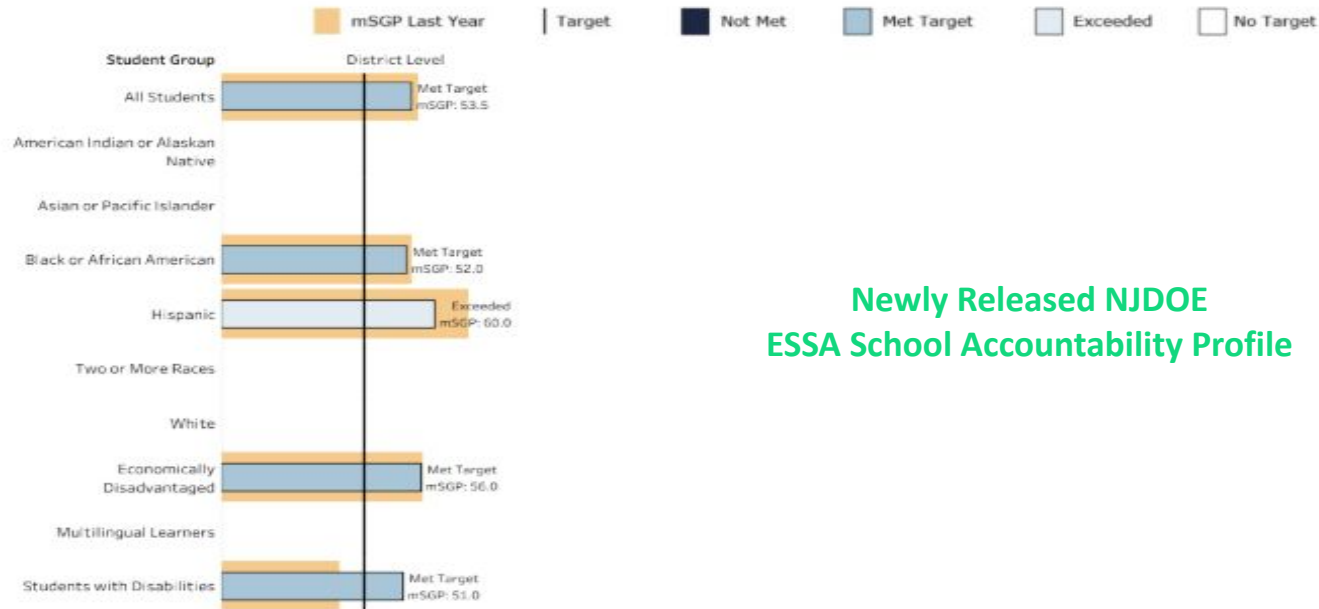
NJGPA - ELA Three Year Trend



Overview			Performance			Resources		
ELA Participation	Math Participation	ELA Proficiency	Math Proficiency	Math Growth	4 Year Graduation	5 Year Graduation	Chronic Absenteeism	Progress to ELP
County Charter			District Marion P. Thomas Charter School			School District Level		

Academic Progress for English language arts (ELA) is measured by ELA growth, which is based on median student growth percentiles (mSGPs) from the New Jersey Student Learning Assessment (NJSLA).

ELA Growth



Newly Released NJDOE ESSA School Accountability Profile

N-Size: The number of students with median student growth percentiles. This includes students in grades 4 through 8 enrolled prior to December 1, 2023, with valid NJSLA scores for both 2022-2023 and 2023-2024. The minimum N-Size for academic progress is 20 students with mSGPs. When the N-Size is less than 20, data is not shown.

mSGP: The median student growth percentile of students in the student group for ELA.

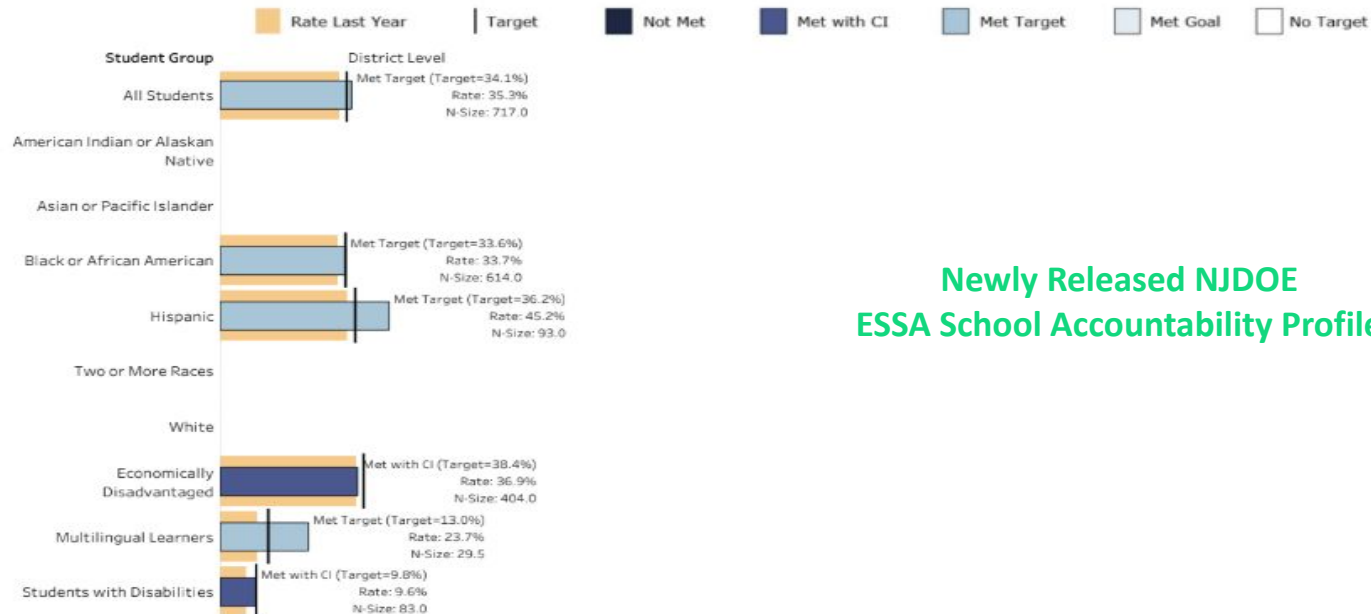
Target: The NJDOE-defined standard is an mSGP of at least 40. An mSGP of 60 is considered to have exceeded the standard.

Status: "Exceeded" means the mSGP is 60 or higher, "Met Target" means the mSGP is between 40 and 59.5, and "Not Met" means the mSGP is below 40.

Overview			Performance			Resources		
ELA Participation	Math Participation	Math Proficiency	ELA Growth	Math Growth	4 Year Graduation	5 Year Graduation	Chronic Absenteeism	Progress to ELP
County Charter			District Marion P. Thomas Charter School			School District Level		

Academic Achievement for English language arts (ELA) is measured by ELA proficiency, which is based on performance on the New Jersey Student Learning Assessment (NJSLA) and Dynamic Learning Maps (DLM) assessments administered during the fall and spring of 2023-2024.

ELA Proficiency



Newly Released NJDOE ESSA School Accountability Profile

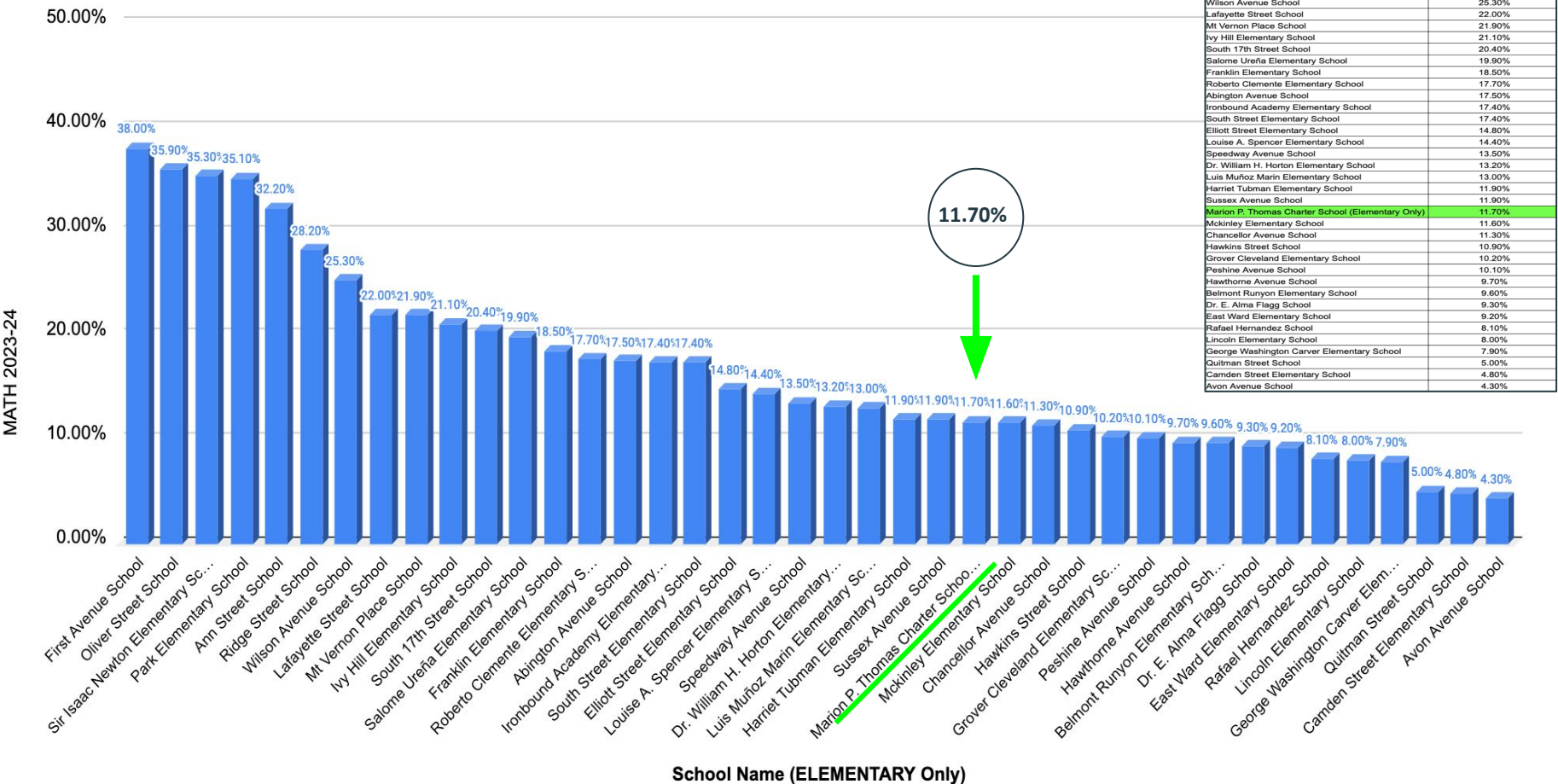
N-Size: Only students enrolled prior to December 1, 2023 are included. When a student group's ELA participation rate is 95% or higher, the N-Size is the number of students with valid scores in the final NJSLA Fall/Spring and DLM summative files. When a student group's ELA participation rate is below 95%, N-Size is 95% of students enrolled in tested grades. The minimum N-Size is 20. When the N-Size is less than 20, data is not shown.

Rate: The percentage of students who scored at Level 4 or 5 on the NJSLA or Level 3 or 4 on the DLM out of all students in the N-Size.

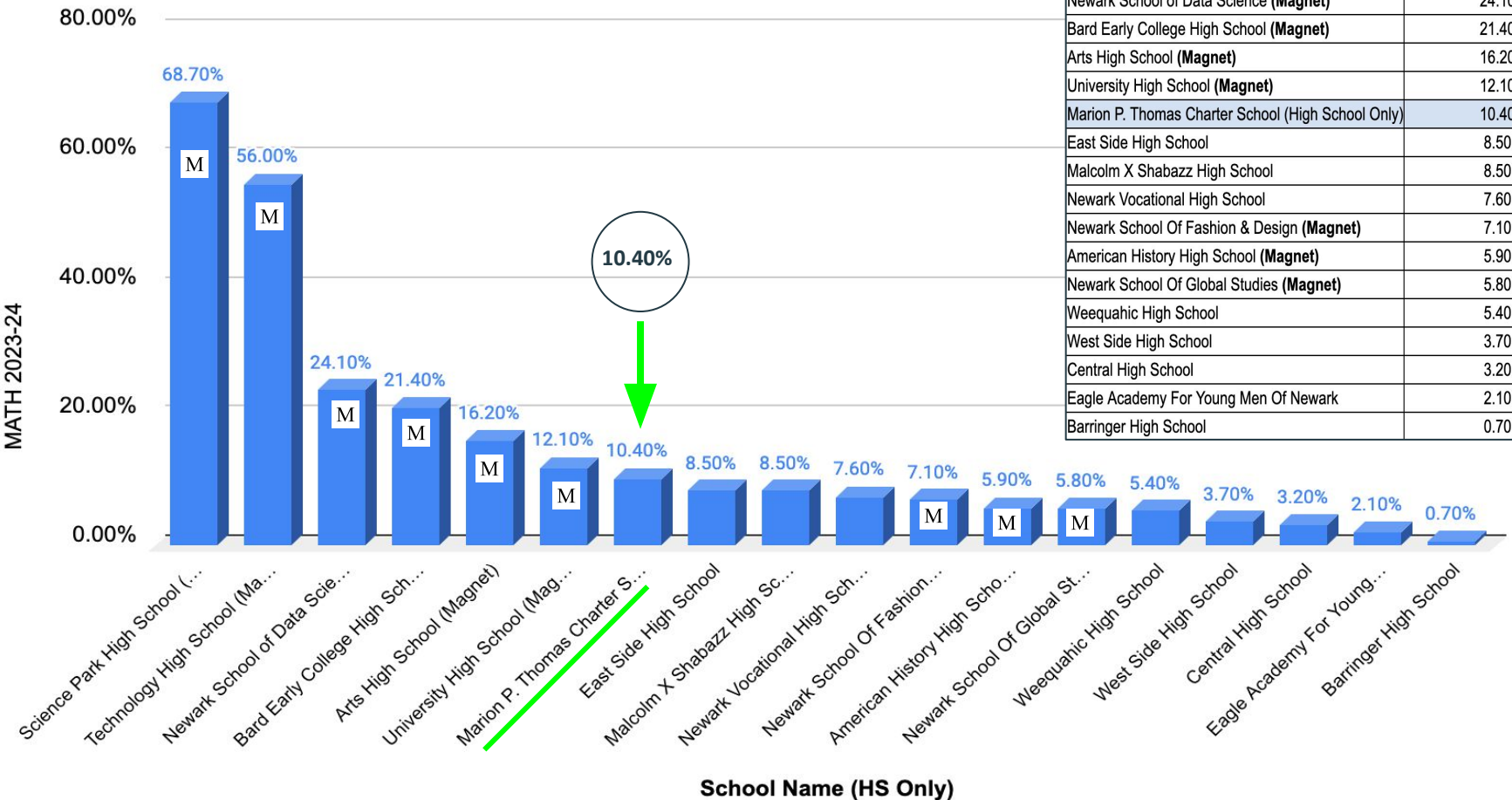
Target: The updated ESSA annual target for 2023-2024, which is the Rate expected to ensure the school meets the long-term academic achievement goal by 2029.

Status: "Met Goal" means the Rate is 80% or higher, "Met Target" means the Rate is greater than or equal to the Target but less than 80%, "Met with CI" means the Rate is within a 90% confidence interval of its Target, and "Not Met" means the Rate is below a 90% confidence interval of its Target.

MPTCS vs. Newark Public Schools: NJSLA MATH ELEMENTARY Performance Comparison

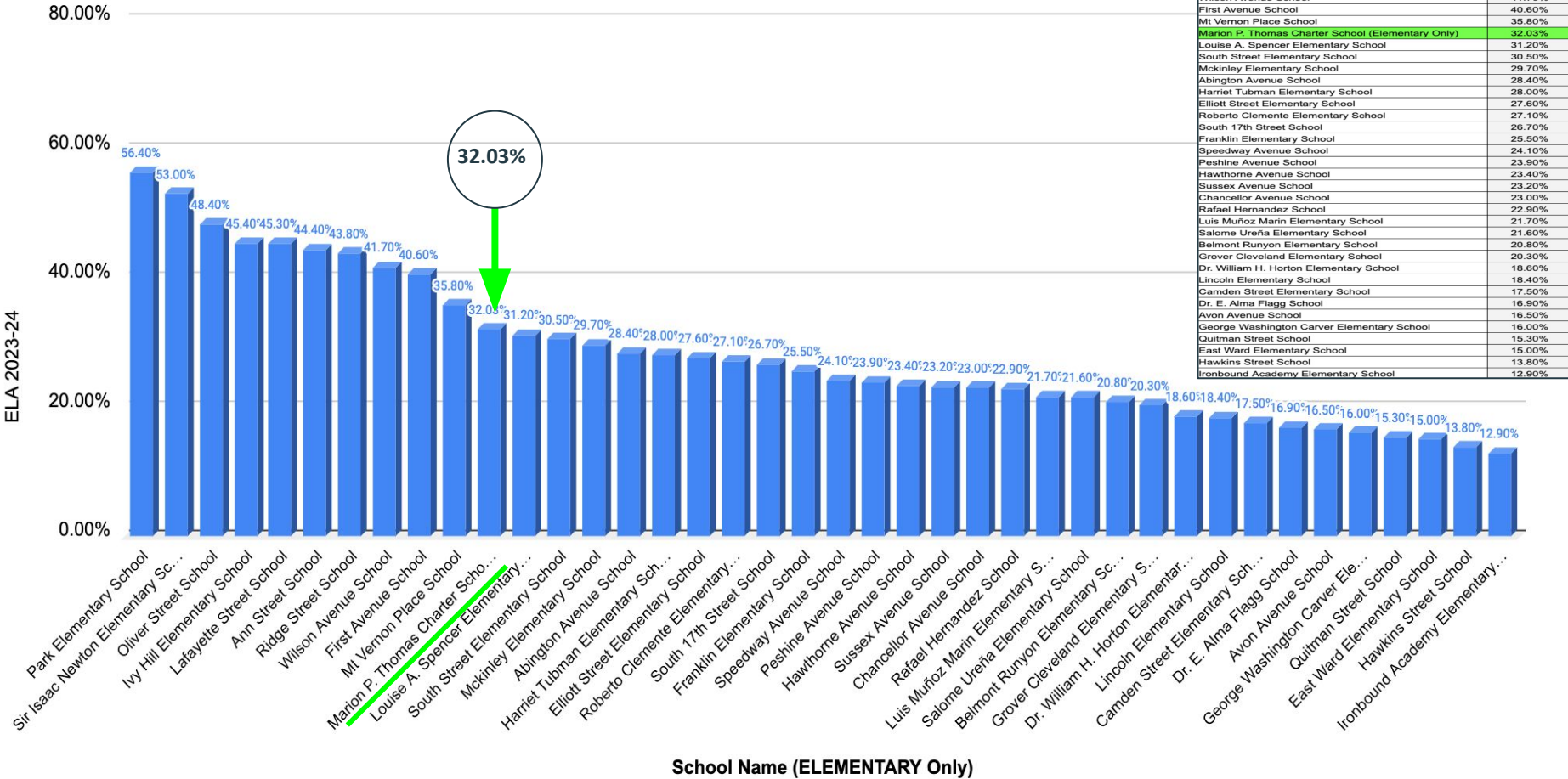


MPTCS vs. Newark Public Schools: NJSLA MATH Grade 9 Performance Comparison

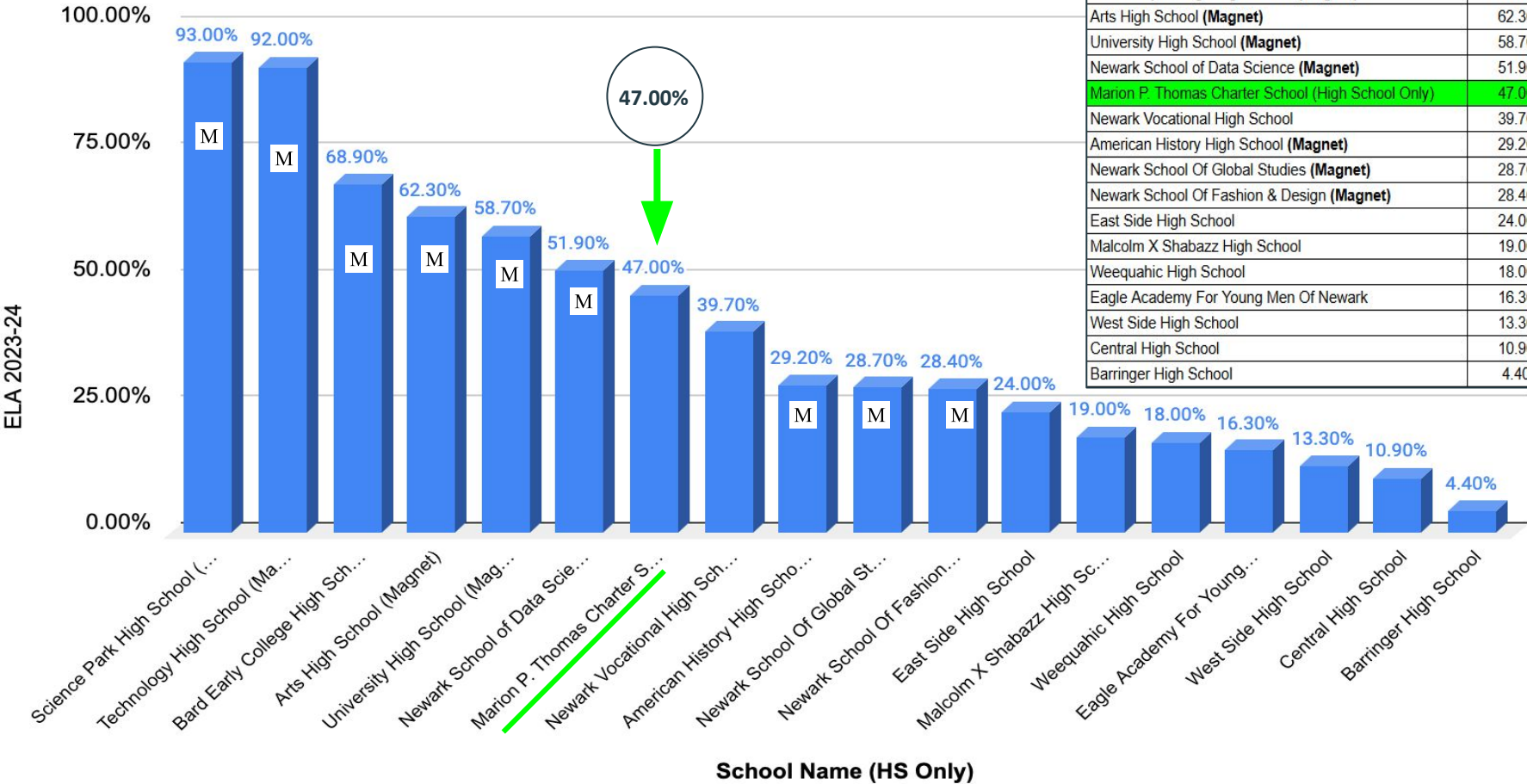


School Name (HS only)	MATH 2023-24
Science Park High School (Magnet)	68.70%
Technology High School (Magnet)	56.00%
Newark School of Data Science (Magnet)	24.10%
Bard Early College High School (Magnet)	21.40%
Arts High School (Magnet)	16.20%
University High School (Magnet)	12.10%
Marion P. Thomas Charter School (High School Only)	10.40%
East Side High School	8.50%
Malcolm X Shabazz High School	8.50%
Newark Vocational High School	7.60%
Newark School Of Fashion & Design (Magnet)	7.10%
American History High School (Magnet)	5.90%
Newark School Of Global Studies (Magnet)	5.80%
Weequahic High School	5.40%
West Side High School	3.70%
Central High School	3.20%
Eagle Academy For Young Men Of Newark	2.10%
Barringer High School	0.70%

MPTCS vs. Newark Public Schools: NJSLA ELA ELEMENTARY Performance Comparison



MPTCS vs. Newark Public Schools: NJSLA ELA Grade 9 Performance Comparison



10 Takeaways from the Newly Released 2024 NAEP Results



The Nation's Report Card for 2024 is here. We may be eager to put the pandemic behind us, but the reality is that five years out we need to see how students are faring after massive disruptions to learning and [historic drops](#) in 2022.

Given all that, here are the top 10 things to know about the 2024 Nation's Report Card.

Important national takeaways

- As a nation, U.S. students have not recovered from the devastating impact the pandemic had on education. **National scores are below pre-pandemic levels (2019) in ALL tested grades and subjects.**
- **Higher-performing students drove most of the progress made in 2024. Gaps are growing between higher-performing and lower-performing students** — a trend we've been seeing [for more than a decade](#). Just how big is this gap? On a 500-point scale, the lowest-performing students generally score about 100 points below the highest-performing students in 2024.

Powered by NAEP

[The 2024 Nation's Report Card](#)

[Click here](#) for the link to the full article.

Reading in 2024

- **Reading scores are down nationally in both 4th and 8th grades.** No state saw reading gains in either grade, compared to 2022.
- A third (33%) of 8th graders are not even reading at the *NAEP Basic* level—a **greater percentage than ever before**. Which means, a third of 8th graders likely could not identify basic literary elements in a text such as the order of events, character traits, and main idea. ([More about achievement levels here.](#))

Math in 2024

- **In 4th grade, math scores are up nationally by 2 points.** While this is promising, middle- and higher-performing students drove the progress. Scores for lower-performing students were flat.
- **In 8th grade, math scores are flat nationally,** which is of particular concern given the historic 8-point drop for 8th graders in 2022. Unfortunately, that overall flatness masks higher-performing students' gains in 2024 and lower-performing students' declines. ([More about achievement levels here.](#))



National School Counseling Week

February 3-7, 2025



**THANK YOU TO OUR MPTCS SCHOOL COUNSELORS!
BRIANA YOUNG, TAMMY WILSON, KOA THOMAS-FREDERICKS**


Student Spotlight

Penelope Herra

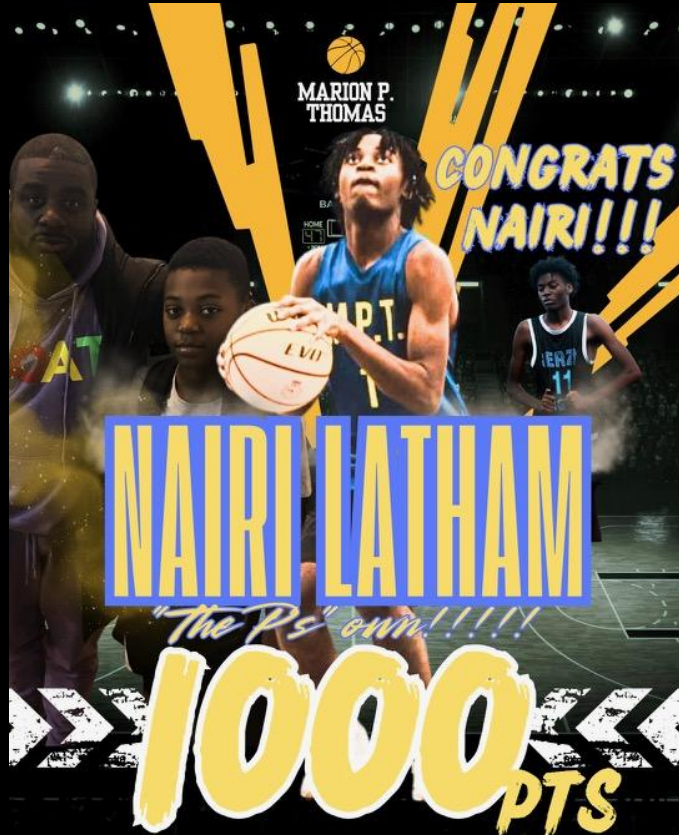

Penelope, a junior in the village, serves as the High School Student Council President and the newly appointed Student Board of Trustee Representative. She actively volunteers at Law Day and Earth Day, where she participates in mock trials and promotes the importance of keeping her school environment clean. Penelope has earned recognition as a leader in her Cosmetology Club, as Student of the Month, and as a top student in her STEM classes.

Penelope is also the 2025 Governor's STEM Scholar recipient, a prestigious honor that reflects her dedication and excellence in the field. In addition to her school involvement, she is an Explorer at the Newark Museum of Art (NMOA), where she completed a marketing internship, leads educational tours, and volunteers on community days. With a strong passion for biopsychology, Penelope's interest in the field began with her fascination with true crime podcasts. Outside of her academic and extracurricular pursuits, she enjoys playing volleyball, cooking, video gaming, and listening to music. Penelope's diverse interests and commitment to leadership and service make her a well-rounded and inspiring individual.





Scholar-Athlete Recognition



We are pleased to report that our Senior Night celebration was a resounding success, honoring our senior scholar-athletes for their dedication and hard work throughout the year. **A historic moment occurred as Nairi Latham became the first Marion P. Thomas student-athlete to surpass 1,000 points in boys' varsity basketball.** This achievement marks a significant milestone for both Nairi and our athletic program.

The event was a memorable occasion for our school community, with a strong turnout from families, staff, and supporters. The energy in the gymnasium reflects the pride and commitment we have for our scholar-athletes.



We are grateful for the support of our community, whose presence at the event truly exemplified the spirit of Tiger Pride. This celebration was a testament to the collective efforts of our students, families, and staff in fostering a culture of excellence.



We're a Grow NJ Kids Star-Rated Program!

New Jersey Department of Children & Families, Education, Health, and Human Services







Students in
grades 3 through 5
participated in
Engineering Week
(February 16–22, 2025)
at Liberty Science
Center



LIBERTY
SCIENCE
CENTER



Our MPTCS staff attended Liberty Science Center (LSC) after dark for an evening of networking and fun with our community partners.



January Student Spotlight



PAC Academy



STUDENT
spotlight



Sankofa Academy



STUDENT
spotlight



STEAM Academy



STUDENT
spotlight



January Student Spotlight High School



9th Grade
High School



STUDENT
spotlight



10th Grade
High School



STUDENT
spotlight



11th Grade
High School



STUDENT
spotlight



12th Grade
High School



STUDENT
spotlight



January Employee Spotlight



Dr. Shaw
High School



EMPLOYEE
spotlight



Vernetta Rivera
PAC Academy



EMPLOYEE
spotlight



Najee Esmond
Sankofa Academy



EMPLOYEE
spotlight



Elvin Poratta
STEAM Academy



EMPLOYEE
spotlight



January Family Spotlight



Sheldon Prince
High School



PARENT
spotlight



Ebony McCoy
PAC Academy



PARENT
spotlight



Crystal DelPeché
Sankofa Academy




PARENT
spotlight



Nakirah Magwood
STEAM Academy



PARENT
spotlight



ON THE HORIZON



PROGRAMS & INITIATIVES

- February 24th -28th: Black History Month Spirit Week
- February 27th: PreK to Kindergarten Transition
- March 3rd-7th: Read Across America Week;
National School Social Work Week;
Linkit! Form C ELA, Math & Science K-8
- March 6th: Principal's Corner 5:30pm (PAC)
- March 17th-21st: Parent Appreciation Week
- March 11th: Youth Violence Awareness Assembly (PAC);
Principal Corner 10:00am (STEAM)
- March 12th: Principal Corner (Sankofa)
- March 13th: Pre-k & K Imagine That Museum Field Trip (STEAM)
- March 14th: Monthly Virtual Village Celebration

COMMUNITY EVENTS

- February 26th: Sankofa Ribbon Cutting & Open House
- February 27th: "Icon Living" Network BHM Program (PAC)
- March 13th: Curriculum Night (High School)
- March 29th: District Hiring Fair





Thank You

for

Listening!

