



ALBUQUERQUE PUBLIC SCHOOLS

CHARTERS

Fall 2024 Debrief

Dr. Joseph Escobedo, Senior Director

Kristin Benjamin, Coordinator

Patricia Espinoza, Special Education Liaison

Roberta Velasquez, Business Manager

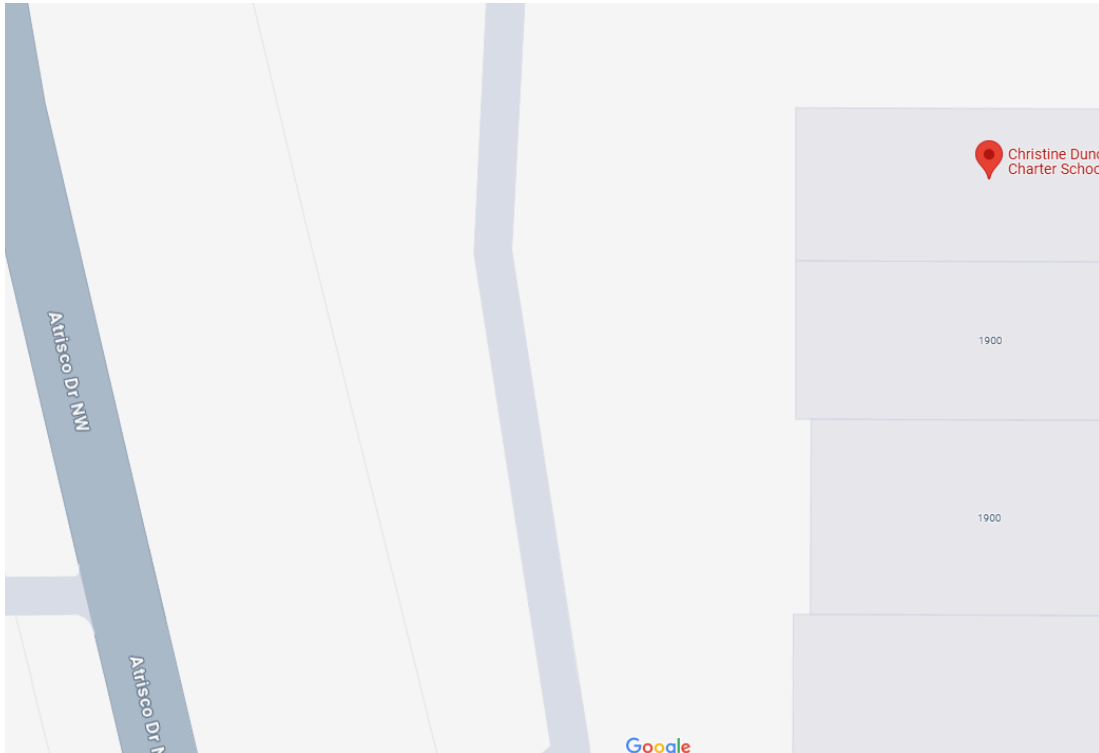
Christine Duncan Heritage Academy



Mission: Christine Duncan’s Heritage Academy will focus on implementing a dual language education to achieve the goal of biliteracy through research-based practices and data-driven instruction to maintain a successful school environment for all students.

Vision: Christine Duncan’s Heritage Academy will provide academic excellence, bilingualism, and lifelong learning. We value equity, diversity, and inclusion. We promote and encourage family and community engagement.

- Current Contract - July 1, 2021 through June 30, 2026
- 1900 Atrisco Dr NW, Albuquerque, NM 87120



- Dr. Jesus Moncada- Executive Director

- Governing Council

Name	Professional Occupation	Role on Governing Council	Number of Years on Governing Council
Dr. Barbara Medina	<i>Executive Director of New Community Colleges</i>	President	Since Dec. 9, 2020 (4 years)
Dr. Edward Monaghan	<i>Retired Educator/Consultant</i>	VicePresident	Since Jan. 2022- (2 yrs. 11 months)
Silvia Fraire Nino	<i>Full time Mother</i>	Treasurer	Since June 15, 2022 (2 years and 6 months)
Vilma Alejandra Ruiz	<i>Respiratory Technician</i>	Secretary	Since Oct. 28, 2021 (3 years and 1 month)
Ben Maes	<i>Retired Financial Consultant</i>	Member	Since July 22, 2014 (10 years and 5 months)
Elma Garcia	<i>Faculty Member of CNM Early Childhood Bilingual Education Program</i>	Member	Since March 20, 2024 (9 months)

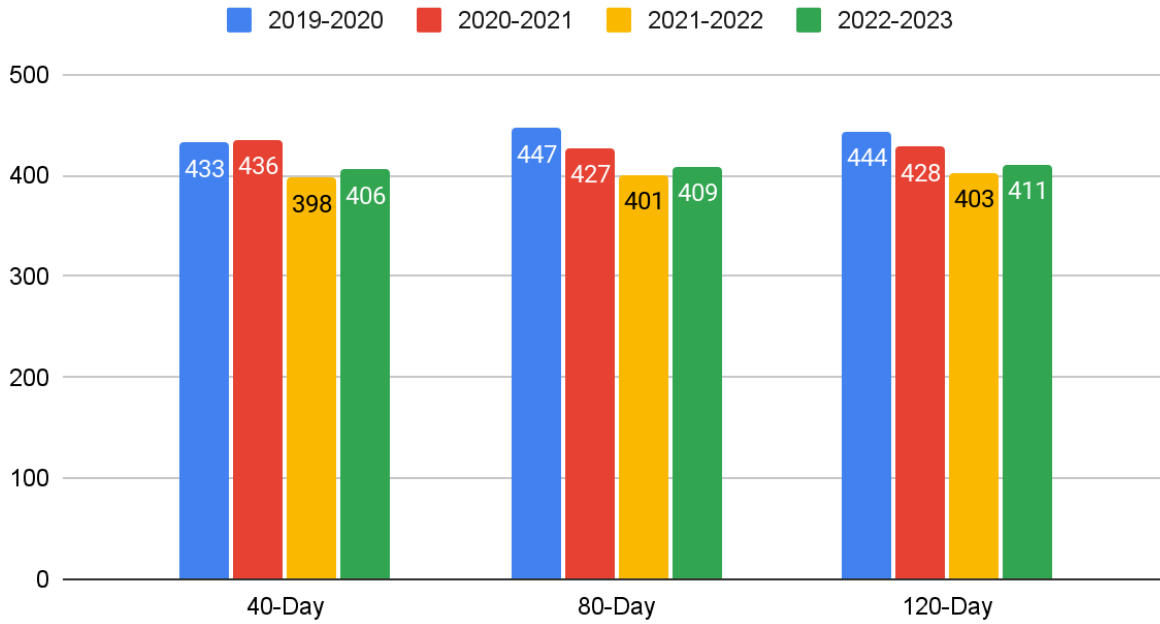
- Audit Committee

Governing Council Member #1	Dr. Edward Monaghan
Governing Council Member #2	Ben Maes
Parent (<i>Cannot be a Governing Council Member, May be parent of a student at any school in the district.</i>)	Name: Mildred Grieving _____ Email: N/A
Finance Expert (<i>Cannot be a Governing Council Member</i>)	Name: Elijah Esquivel _____ Email: eesquivel@pulakos.com

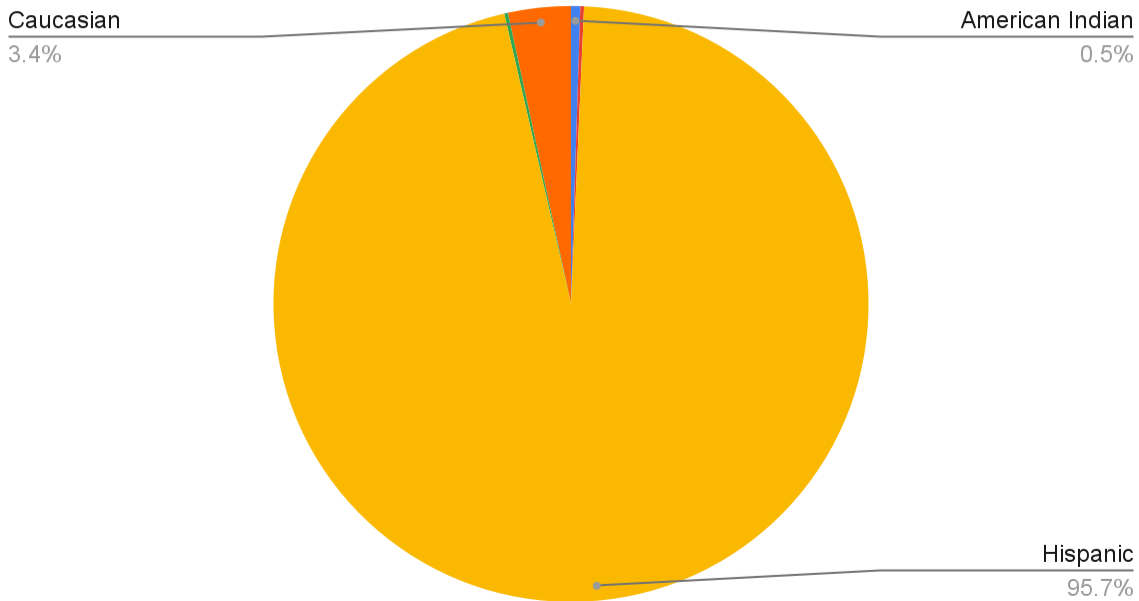
- Originally Chartered: 2006
- Renewed: July 1, 2021

Enrollment and Demographics

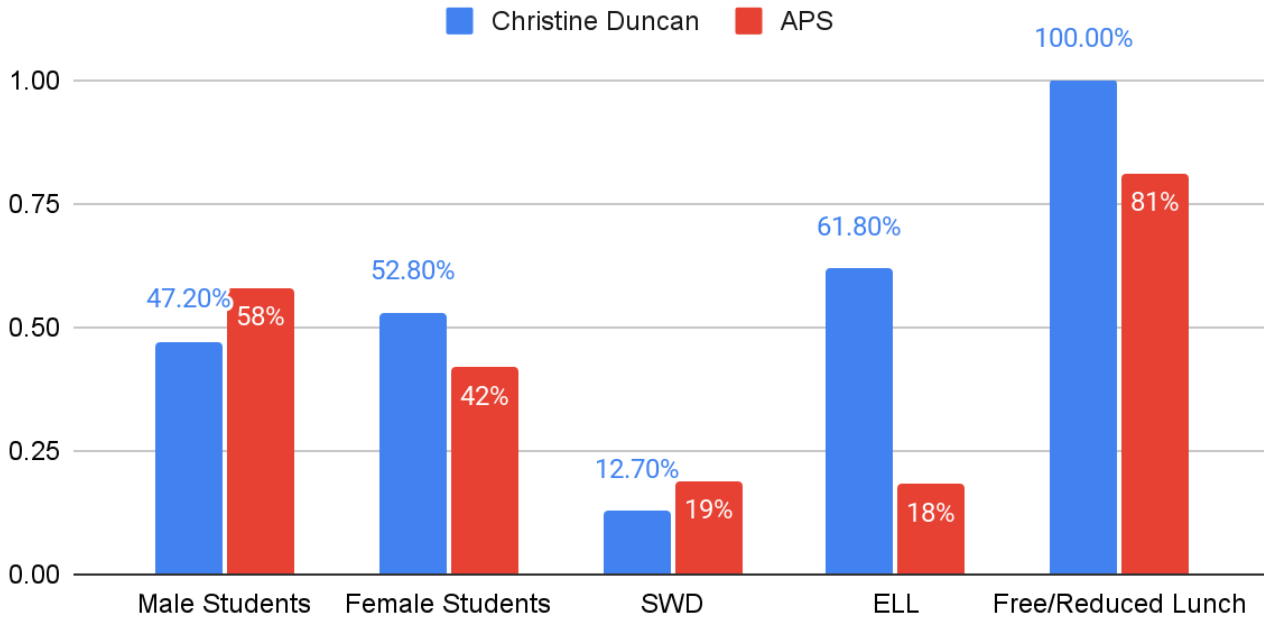
Christine Duncan Heritage Academy Enrollment Counts



Christine Duncan Heritage Academy Racial Makeup



Christine Duncan Heritage Academy Student Demographics Compared to APS



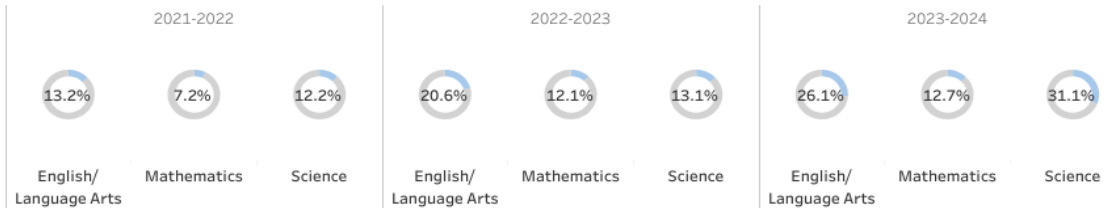
Academic Performance

New Mexico State Summative Assessment Results

[School Results](#)

School Year(s) All APS Charter School Filter APS Charter Schools School Name Christine Duncan Heritage .. Student Grade Level(s) All ABC Community Schools Filter All

Overall Results by Subject (All)



Results by Grade Level

Student Grade	2021-2022			2022-2023			2023-2024		
	English/Languag..	Mathem..	Science	English/Languag..	Mathema..	Science	English/Languag..	Mathem..	Science
Grade 03	10.8%	13.5%		22.6%	19.4%		14.5%	10.9%	
Grade 04	7.7%	5.1%		23.7%	18.4%		40.6%	21.9%	
Grade 05	8.1%	8.1%	8.1%	12.2%	12.2%	11.9%	29.5%	27.3%	31.8%
Grade 06	10.9%	8.7%		15.4%	7.5%		19.5%	9.8%	
Grade 07	17.9%	5.1%		26.2%	5.0%		18.0%	4.0%	
Grade 08	24.3%	2.7%	16.2%	23.8%	11.9%	14.3%	41.3%	6.5%	30.4%

Results by Student Group

Gender	2021-2022			2022-2023			2023-2024		
	English/Languag..	Mathem..	Science	English/Languag..	Mathema..	Science	English/Languag..	Mathem..	Science
Female	10.7%	4.1%	5.4%	19.8%	8.6%	9.8%	25.4%	10.9%	26.1%
Male	15.9%	10.6%	18.9%	21.4%	15.5%	16.3%	26.9%	14.6%	36.4%

Race/Ethnicity	2021-2022			2022-2023			2023-2024		
	English/Languag..	Mathem..	Science	English/Languag..	Mathema..	Science	English/Languag..	Mathem..	Science
American Indian/Alaskan Native	33.3%	0.0%	0.0%	50.0%	0.0%	0.0%	50.0%	0.0%	0.0%
Black/African American	0.0%	0.0%	0.0%	100.0%	0.0%	0.0%			
Hispanic	13.3%	7.6%	12.7%	20.3%	12.4%	13.8%	26.1%	13.0%	31.5%
Two or more	0.0%	0.0%	0.0%	0.0%	0.0%	0.0%			
White/Caucasian	0.0%	0.0%		0.0%	0.0%	0.0%	20.0%	0.0%	

Economic Status	2021-2022			2022-2023			2023-2024		
	English/L..	Mathem..	Science	English/L..	Mathema..	Science	English/L..	Mathem..	Science
Free/Reduced-Price Meals	13.2%	7.2%	12.2%	20.6%	12.1%	13.1%	24.9%	11.7%	27.4%
Not Participating							29.6%	15.5%	39.3%

Special Education Status	2021-2022			2022-2023			2023-2024		
	English/L..	Mathem..	Science	English/L..	Mathem..	Science	English/L..	Mathem..	Science
Students with Disabilities	2.0%	0.0%	0.0%	4.8%	2.3%	0.0%	5.3%	0.0%	0.0%
General Education and Gifted-only Studen..	16.1%	9.1%	16.4%	24.1%	14.3%	16.4%	29.6%	14.8%	35.0%

English Learner Status	2021-2022			2022-2023			2023-2024		
	English/L..	Mathem..	Science	English/L..	Mathem..	Science	English/L..	Mathem..	Science
Exited Year 5+	50.0%	0.0%		50.0%	0.0%	0.0%	33.3%	0.0%	100.0%
Exited Year 4	50.0%	0.0%	0.0%	66.7%	33.3%	50.0%	100.0%	50.0%	50.0%
Exited Year 3	75.0%	0.0%	50.0%	66.7%	33.3%	0.0%	100.0%	0.0%	
Exited Year 2				100.0%	0.0%		100.0%	0.0%	
Exited Year 1	50.0%	25.0%	0.0%	100.0%	66.7%	100.0%	83.3%	50.0%	77.8%
Current EL	8.2%	4.8%	14.0%	14.3%	8.2%	7.4%	19.6%	8.4%	18.3%
Never EL	15.6%	11.7%	7.7%	26.7%	18.0%	16.7%	28.6%	17.1%	41.2%

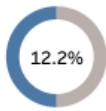
Summary **School Detail**

New Mexico Assessment of Science Readiness (NM-ASR)

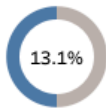
Select School Name
Christine Duncan Heritage School

Student Grade
All

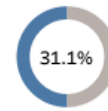
Proficiency Overall



2021-2022



2022-2023



2023-2024

Proficiency by Gender

	2021-2022	2022-2023	2023-2024
Female	95%	90%	74%
Male	81%	84%	36% 64%

Proficiency by Free/Reduced-Price Lunch Status

	2021-2022	2022-2023	2023-2024
Free/Reduced-Price Meals	12% 88%	13% 87%	27% 73%
Not Participating			39% 61%

Proficiency by Special Education Status

	2021-2022	2022-2023	2023-2024
Students with Disabilities	100%	100%	100%
General Education and Gi..	84%	84%	35% 65%

Proficiency by Race/Ethnicity

	2021-2022	2022-2023	2023-2024
American Indian/Alaska Native	100%	100%	100%
Black/African American	100%	100%	
Hispanic	87%	86%	31% 69%
Two or more	100%	100%	
White/Caucasian		100%	

Proficiency by English Learner Status

	2021-2022	2022-2023	2023-2024
Never EL	8% 92%	17% 83%	41% 59%
Current EL	14% 86%	7% 93%	18% 82%
Exited Year 1	100%	100%	78% 22%
Exited Year 3	50% 50%	100%	
Exited Year 4	100%	50% 50%	50% 50%
Exited Year 5+		100%	100%

Source: New Mexico Public Education Department online assessment portal student-level extract files extracted on August 26, 2022.
Published by Albuquerque Public Schools, Strategic Analysis & Program Research (SAPR) on September 19, 2024.



APS Charters Fall Virtual Site Visits 2024-25

Note: This document is designed to assist in preparing your responses for our virtual site visit. You can use bullet points under "School Response" to structure our discussion or create an alternative presentation. We are seeking concise notes or data to facilitate our conversation, rather than extensive written responses.

Academic Performance

Student Achievement

- Review Student proficiency projections by subject and sub-group in desk audit document.
- Review the entire document and ensure it is complete.
- As you review, make any changes to the goals. Please note why you made those changes.
- Review and finalize your choice of additional academic measures that you want to be held accountable to.
- How do these projections coincide with your NM Dash Plan?
- *We will review this in detail so please spend some time reflecting on these projections.*

School Response

- [See presentation](#)

Charter Team Notes

- **Meets Standard**
- Increases:
 - Math: 1%
 - Reading: 6%
 - Science: 18%



APS Charters Fall Virtual Site Visits 2024-25

Note: This document is designed to assist in preparing your responses for our virtual site visit. You can use bullet points under "School Response" to structure our discussion or create an alternative presentation. We are seeking concise notes or data to facilitate our conversation, rather than extensive written responses.

Student Growth

- What courses are your students seeing most success in (ex. data of course grades or credit attainment)?
- What are your biggest areas of improvement (ex. subject or sub-group or both)?
- What are the adult behavior changes you will make that will result in improved student performance?
- What data indicators will you use to measure this?

School Response

[See Presentation](#)

Charter Team Notes

- Meets Standard
- Increases:
 - Math: 1%
 - Reading: 6%
 - Science: 18%



APS Charters Fall Virtual Site Visits 2024-25

Note: This document is designed to assist in preparing your responses for our virtual site visit. You can use bullet points under "School Response" to structure our discussion or create an alternative presentation. We are seeking concise notes or data to facilitate our conversation, rather than extensive written responses.

Strategic Planning (NM Dash & 90-Day Plans)

- What are the overarching goals of your NM Dash plan?
 - What are your overarching goals for the school year and do those goals and goals in the NM Dash plan align?
- What are your strategic priorities for academics?
- What are your strategic priorities for operations?
- Use data from latest check in (30, 60, or 90 day Check-Ins)) for the following questions regarding your 90-day plan:
 - Progress Toward Meeting Progress Indicators
 - Impact on all Student Outcomes
 - Adjustments and Supports Needed
- What reflection do you have as a leader in putting together the NM Dash and 90-Day Plans?

School Response
Mission from Presentation

Charter Team Notes
<ul style="list-style-type: none">● Working to meet<ul style="list-style-type: none">○ Please present this section in Spring.



APS Charters Fall Virtual Site Visits 2024-25

Note: This document is designed to assist in preparing your responses for our virtual site visit. You can use bullet points under "School Response" to structure our discussion or create an alternative presentation. We are seeking concise notes or data to facilitate our conversation, rather than extensive written responses.

Educational Plan

Mission of the School

- Review the original education program and mission that was proposed.
- What changes do you need to make to realign to the mission or what changes need to be made to demonstrate the current/future mission of the school?

School Response
Mission from Presentation

Charter Team Notes
<ul style="list-style-type: none">● Working to meet<ul style="list-style-type: none">○ Please present this section in Spring.



APS Charters Fall Virtual Site Visits 2024-25

Note: This document is designed to assist in preparing your responses for our virtual site visit. You can use bullet points under "School Response" to structure our discussion or create an alternative presentation. We are seeking concise notes or data to facilitate our conversation, rather than extensive written responses.

Attendance

- What have you seen work to improve attendance?
- How are you connecting individually to students who are chronically absent?

School Response
<ul style="list-style-type: none">● See presentation

Charter Team Notes
<ul style="list-style-type: none">● Meets Standard● Attendance plan is strong● Send data that is wrong on attendance and we will request the APS Data team to review and request revision from PED.



APS Charters Fall Virtual Site Visits 2024-25

Note: This document is designed to assist in preparing your responses for our virtual site visit. You can use bullet points under "School Response" to structure our discussion or create an alternative presentation. We are seeking concise notes or data to facilitate our conversation, rather than extensive written responses.

Professional Development Plan

- Describe your professional development plan for teachers, staff, and school leaders.
- How do you hold staff accountable for implementing professional development?
- How are teachers professionally developed around the mission of your school?
- How do you recruit teachers/staff that align to your mission?
- What percentage of time do you spend in classrooms or supporting teachers in improving their instruction?

School Response
<ul style="list-style-type: none">● See presentation

Charter Team Notes
<ul style="list-style-type: none">● Meets Standard● Attendance plan is strong● Send data that is wrong on attendance and we will request the APS Data team to review and request revision from PED.● 8 Educator Fellows currently in the process



APS Charters Fall Virtual Site Visits 2024-25

Note: This document is designed to assist in preparing your responses for our virtual site visit. You can use bullet points under "School Response" to structure our discussion or create an alternative presentation. We are seeking concise notes or data to facilitate our conversation, rather than extensive written responses.

English Learners

- When you examine the academic data of your English Learner students, what areas need improvement? What areas are celebrations?
- How do you connect with these families to demonstrate the support you are providing their students?

School Response
Mission from Presentation

Charter Team Notes
<ul style="list-style-type: none">● Working to meet<ul style="list-style-type: none">○ Please present this section in Spring.

Albuquerque Public Schools

Board of Education Services Office

Fall Financial Site Visit 2024-25

Charter School Name: Christine Duncan Heritage Academy

Date of site visit: November 25, 2024

	Meets
	Working to Meet
	Does Not Meet

Financial Performance – Based on 2023-24 Audited Financial Statements	
	Current Ratios - Measures the school's ability to pay its debt as it comes due. Ratio should be greater than 1:1 and not less than or equal to 0.9
	Liquidity - Measures the school's ability to pay its obligations over the next 12 months. School should have at least 1 month and not less than .5 months
	Total Margin - Measures the deficit or surplus a school yields out of its total revenues. Three-year average should be positive and most recent year should be positive

Financial Compliance	
	Audit Findings <ul style="list-style-type: none"> ● Current Correction Action Plan (FY 23) ● Number of audit findings ● Number of significant deficiencies ● Number of Material Weaknesses
	Chief Procurement Officer Compliance <ul style="list-style-type: none"> ● Jesus Moncada, license expires November 6, 2025
	Business Official License <ul style="list-style-type: none"> ● Kyle Hunt, license expires June 30, 2026

Financial Desk Audit	
	Prior Month Bank Reconciliation <ul style="list-style-type: none"> ● Reviewed October 2024 bank statement. No stale dated checks noted as of the date of the site visit. <ul style="list-style-type: none"> ○ CRS-1 report due 25th of the following month-submitted 10/24/24 ○ Educational Retirement Board (ERB) due 15th of each month-submitted 10/15/24 ○ Retiree Health Care (RHC) due 10th of each month-submitted 10/9/2024 ○ New Mexico Public School Insurance Authority (NMPSIA) due 10th of each month-submitted 10/9/24
	Purchase Orders <ul style="list-style-type: none"> ● Reviewed Theresa Bustos, PO25-00216, Jesus Moncada, PO25-00140, PSG Graphics PO25-00030
	Enrollment Variance

Albuquerque Public Schools

Board of Education Services Office

Fall Financial Site Visit 2024-25

	<p>Christine Duncan Heritage Academy, like many schools, suffered enrollment losses due to the COVID-19 Pandemic. Over the past 3 school years the school has made drastic efforts to increase its enrollment to recover the loss of students from the pandemic. Total school enrollment has increased over 5% of its original projected enrollment, and the school was able to add a new classroom to its fourth grade level and plans to continue to add an additional classroom for its 5th grade students in the coming years to continue better serving the community.</p>
	<p>FTE and Student enrollment Christine Duncan Heritage Academy has focused its efforts on recovering student membership from the COVID 19 Pandemic. Within the last two school years, the school has been able to stabilize and increase its enrollment. Within the last certified school year, the school has made a tremendous effort to increase its own staffing for multiple programs including additional administrative positions such as Dean of Instruction and an assistant principal to support the growing educational staff, which included an additional classroom in lower level grades and additional social workers and interventionists. Within the last year, the school also received many different state awards that helped the school provide part time positions to help maintain its campus, food service programs, and other instructional support.</p>

Notes:

1. Enrollment and FTE variance reports needed to be completed as of the date of the site visit.
2. Only two RfRs had been submitted as of the date of the site visit. We discussed submitting RfRs monthly for those grants where appropriate.