

MARCH IS READING MONTH!

March 1, 2025

Dear Johnson Families,

Welcome to Camp Read-A-Lot! We are kicking off March is Reading Month with a backpacking adventure to 6 National Parks. Along the way, students will read and participate in reading activities and spirit days! Our hikers will carry a trail map documenting their journey with earned badges (stickers). These badges will be placed on their map. It will take 3 badges (activities) to reach a National Park. When students reach a National Park, they will need to complete the corresponding National Park Super Sleuth. Students can pick up a Super Sleuth from Mrs. Acker during their LMC time. Once completed, they can return their Super Sleuth to their classroom teacher for a special "Park Pass". A "Park Pass" is an outdoor vinyl sticker.

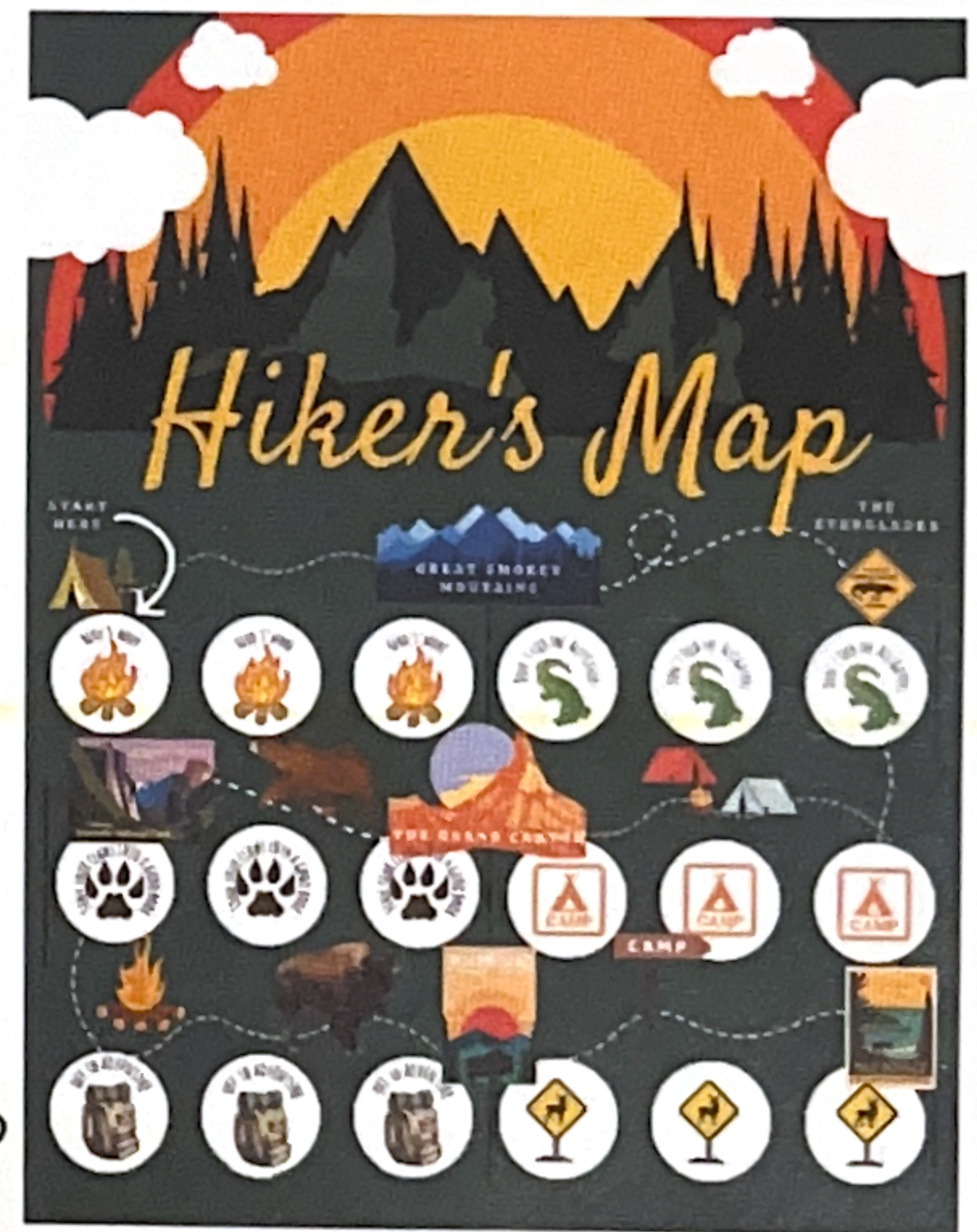


Attached to this packet is a calendar of spirit days that will take place throughout the month of March.

Students can only earn one badge per week for participating in spirit days, but are welcome to dress up for all! Additionally, there is a choice board of activities

for students to choose from. Each activity will provide a badge on their trail map.

Students will earn prizes at each National Park. Any student reaching the final park, Isle Royale will be invited to a camping themed celebration. We hope everyone has fun on their hiking (reading) adventures. Let's get reading and start earning badges!



Sincerely,

Johnson Upper Elementary School



March 2025

Reading Month Activities at Johnson

Sunday	Monday	Tuesday	Wednesday	Thursday	Friday	Saturday
						1
2. 	3. Pajama Day! Curl up with a good book and READ School Wide DEAR	4. Read & Relax	5.	6.  BOB BATTLE OF THE BOOKS Read & Relax	10. Wear Your Camp Read A Lot Shirt or a shirt with words	11.
9.	10. 	11. Read & Relax	12.	13. Read & Relax	14. Wear Your Camp Read A Lot Shirt or a shirt with words	15.
16.	17. Lucky Readers Wear Green! Drawing for a chance to win a free book of your choice! 	18. Wear your flannel and dress like you're going hiking because reading takes you places 	19. Dress like a superhero 	20 Throwback Thursday "In My Reading Era" Dress to represent your favorite decade! 	21 Wear Your Camp Read A Lot Shirt or a shirt with words And ROCK YOUR SOCKS!!	22. World Down Syndrome Day 
23. 	24.	25.	26.	28.		

READY, SET...

SPRING BREAK!

Camp Read-A-Lot Choice




What's the Theme?

Read a book and determine the theme. Make sure to include text evidence to support your theme!



Participate in Spirit Days

You can earn one badge per week for your participation in March is Reading Month Spirit Days.



Read & Relax

Attend Read and Relax with your book! You can earn up to 5 badges here! (See the calendar for extra R&R days in March)



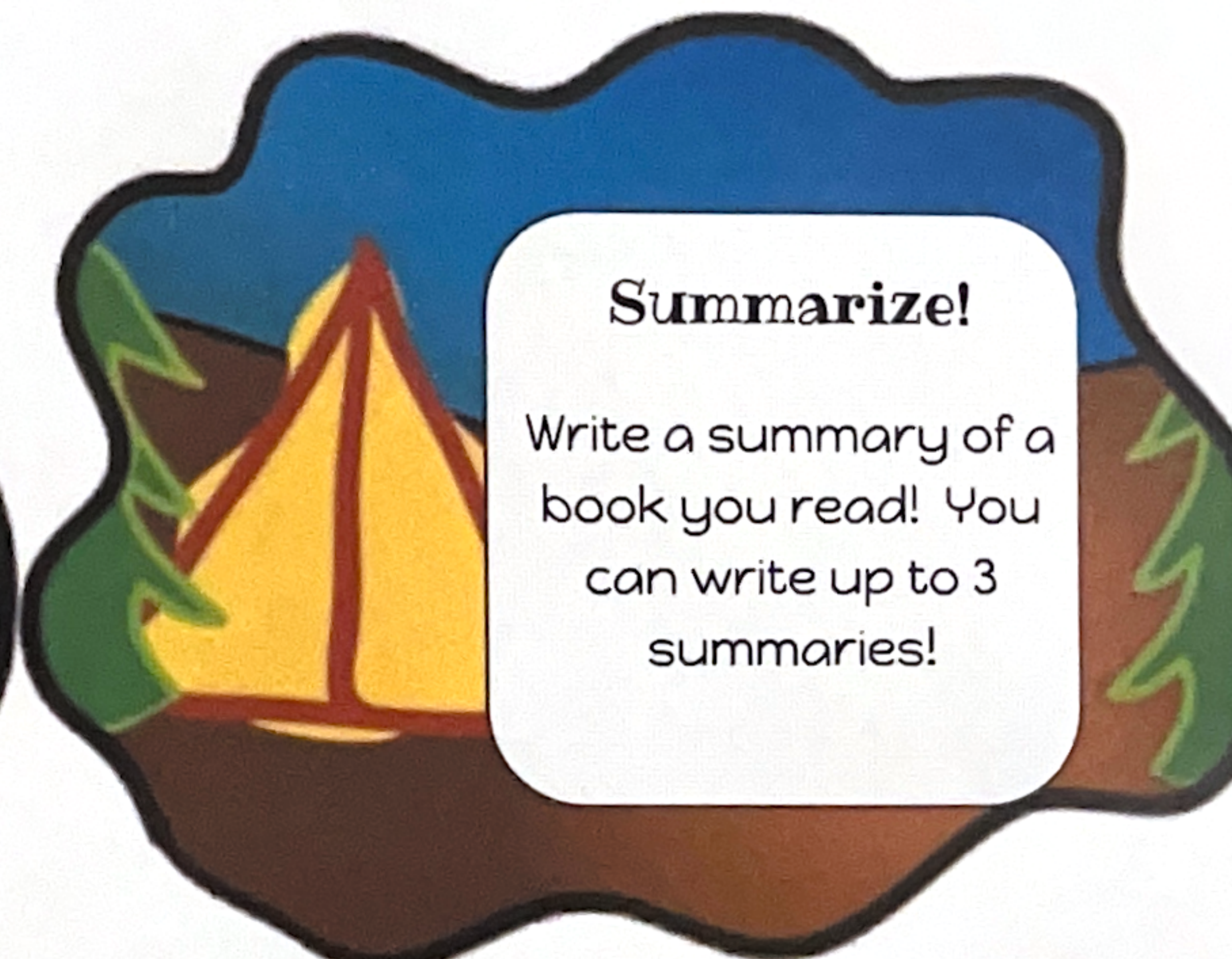
Create a Brochure

Research information on any National Park. Create a brochure. Include a list of things to do and see. You can create up to 6 brochures!



Book Review

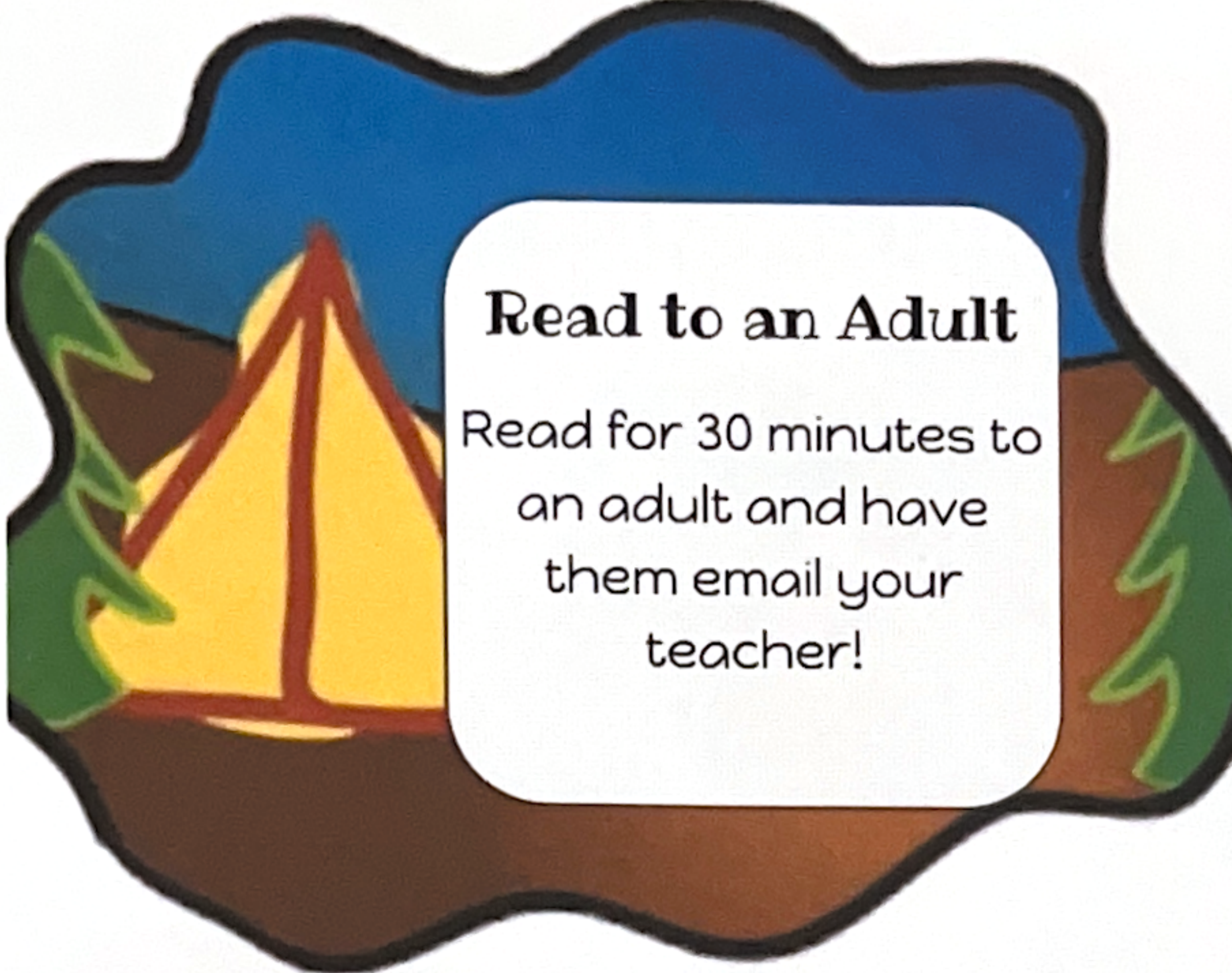
Is your book worthy of 5 stars? Write a book review and give reasons why you do or do not recommend it. You can review up to 3 books.



Summarize!

Write a summary of a book you read! You can write up to 3 summaries!

Camp Read-A-Lot Choice



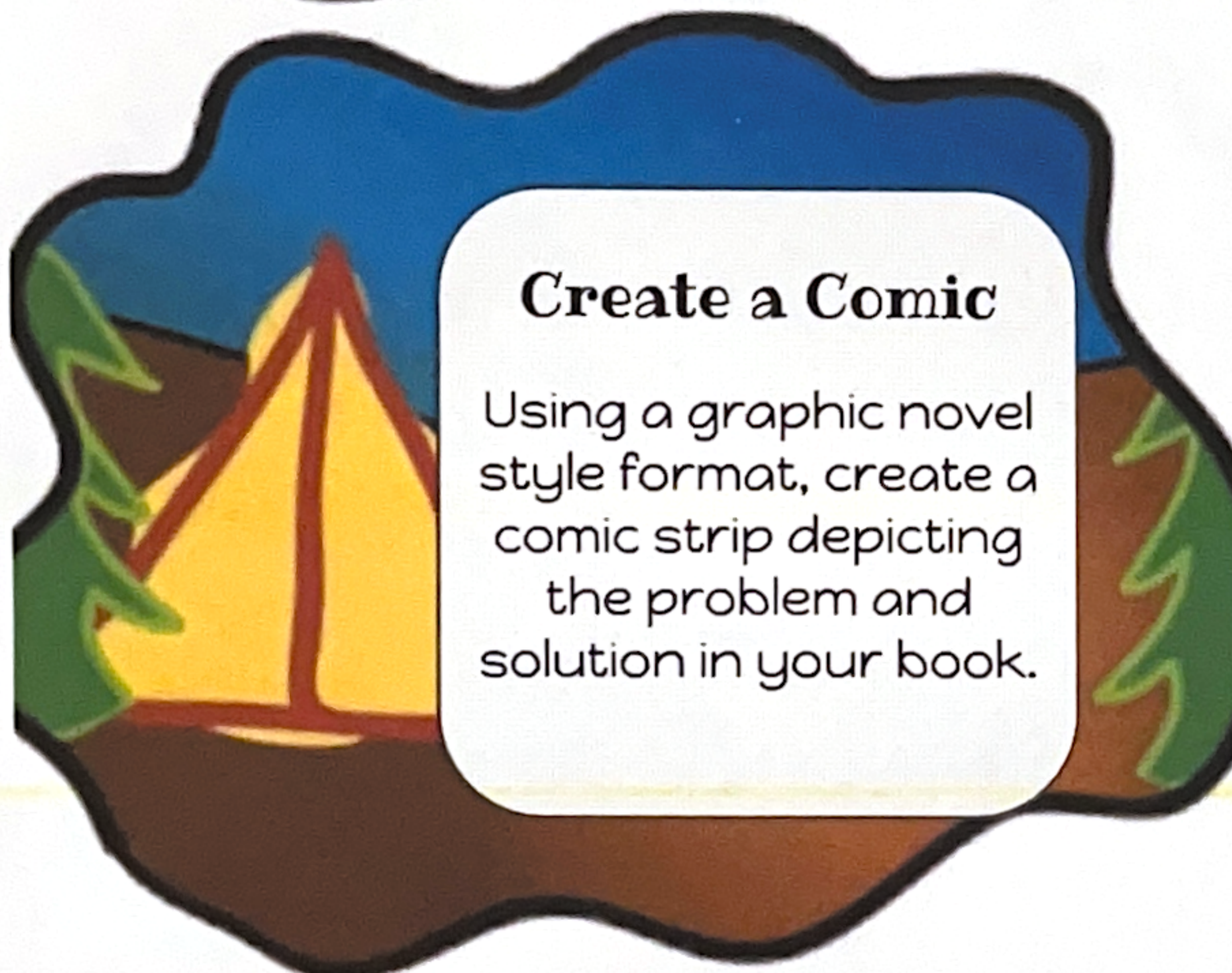
Read to an Adult

Read for 30 minutes to an adult and have them email your teacher!



Create A Timeline

Using a timeline, develop a sequence of important events in the story. Hint-This works well with a biography.



Create a Comic

Using a graphic novel style format, create a comic strip depicting the problem and solution in your book.



Main Character

Choose the main character in your book. List 3 character traits along with examples for each to support your ideas.



Bookmark

Design

Design a bookmark and submit it to Mrs. Acker for the "Jayhawk" bookmark contest.



Compare and Contrast

Choose two National Parks you researched. Create a diagram highlighting their similarities and differences.

Activity Response Sheet

Directions: This sheet can be used to complete a reading activity. This is one option; if you have a more creative way to show your knowledge, go for it! This sheet could be used many times throughout reading month to earn badges to each National Park. It should be turned into your teacher for credit. You must show knowledge that you have read the book and your work should reflect effort. This means complete sentences, correct spelling and punctuation. Additional sheets can be found in the LMC.

Name: _____ Grade: _____

Teacher: _____

Name of Activity _____

Hiker's Map

START
HERE



THE
EVERGLADES



1

2

3

4

5

6



12

11

10

9

8

7



CAMP



13

14

15

16

17

18