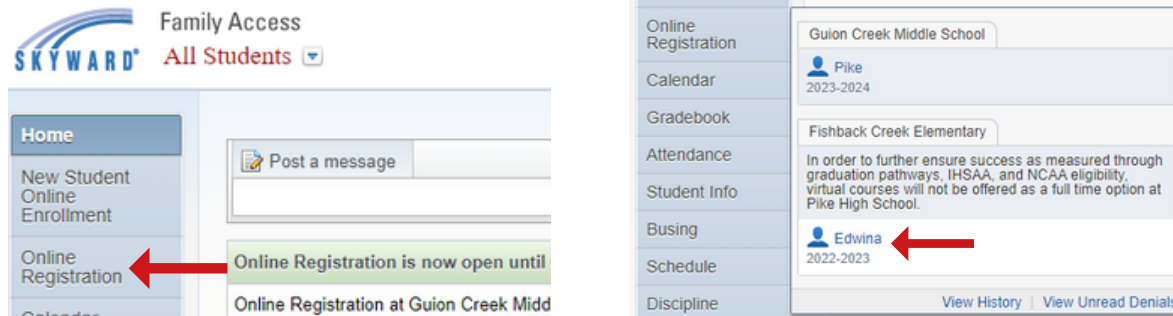


Enskripsyon sou Entènèt: Aktyèl Elèv Pike

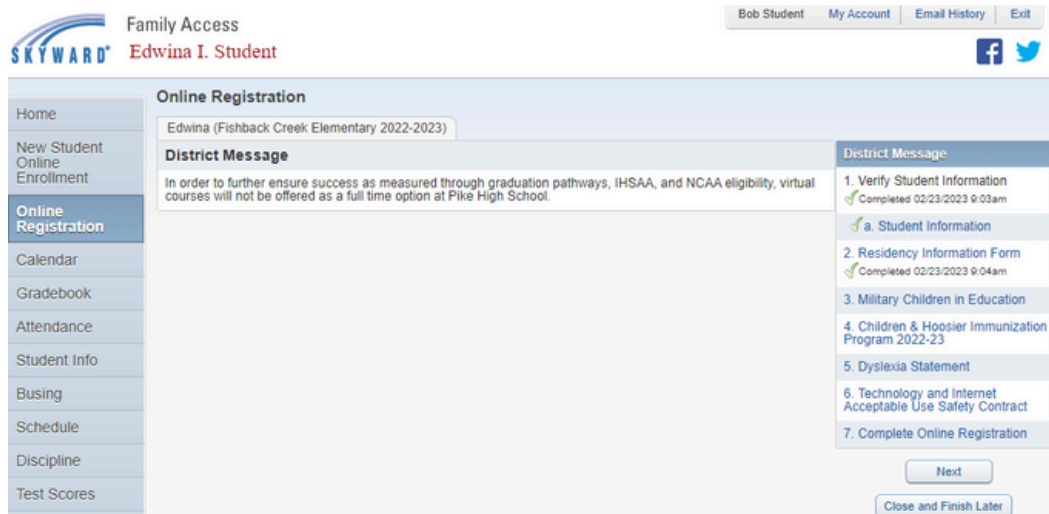
1.

Enskripsyon sou Entènèt pèmèt yon paran/gadyen konfime oswa mete ajou enfòmasyon elèv yo sou Entènèt. Pou anrejistre yon elèv Pike ki retounen, konekte sou Skyward epi klike sou Enskripsyon sou Entènèt. Chwazi yon elèv alafwa pou w enskri.



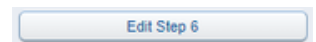
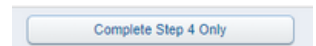
2.

Gen plizyè etap pou verifye enfòmasyon elèv ou a. Klike sou chak zòn pou verifye epi make chak seksyon kòm konplè. Seksyon an fini yon fwa gen yon mak vèt ak yon horodatage. Ou pral gen opsyon pou "Fèmen epi fini pita" nenpòt ki lè pandan pwosesis la.



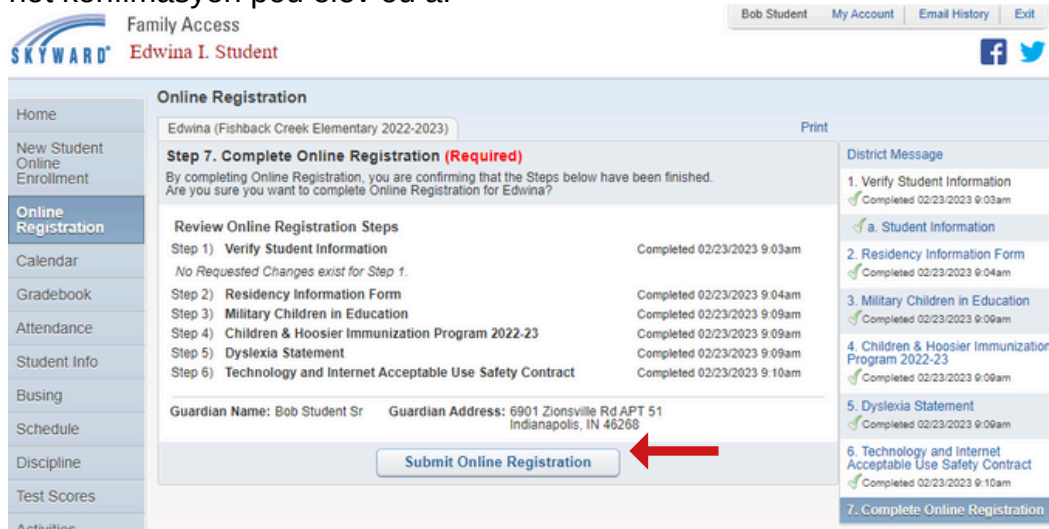
Remak: Ou ka bezwen desann pou w wè bouton Sèlman Etap # Ranpli. Klike sou Pwochen Etap la PA pral konplete etap la.

Si ou bezwen modifye yon etap ki deja make Konplete, klike sou Edit Etap #.



3.

Yon fwa yo fin ranpli tout domèn, klike sou Soumèt Enskripsyon sou Entènèt. W ap resevwa yon nòt konfimasyon pou elèv ou a.



Si w gen plizyè elèv, ranpli enskripsyon an pou chak elèv.

