

## Offering Help To Others\*

ACTIVITY **58**

**Learning Objective:** To teach children to recognize opportunities to help others

**Skill:** Helpfulness

Ask the group, "How do you help other people?" As they give examples, write them on the blackboard or a large sheet of paper.

Tell them:

*Offering help not only makes the other person feel good, but you also get satisfaction from knowing you have helped. The process involves several steps, including:*

- *Deciding whether someone needs or wants your help*
- *Thinking of what you could do to help*
- *Asking whether you can help*
- *Choosing the best time to help*
- *Offering help*
- *Helping*

*Offering help can also mean volunteering to help others through charity work or service learning. Either way, helping others makes you feel good about yourself.*

Distribute Activity Sheet 58. After students give their answers, have them actually tell what they would say if they were in the situation (e.g., "Mom, what can I do to help you make dinner?").

# Offering Help To Others

ACTIVITY SHEET

58

Name \_\_\_\_\_


Date \_\_\_\_\_

How can this boy help his mother?  
He can:

---

---

---




How can one girl help the other girl? She can:

---

---

---




How can the grownup help this boy? He can:

---

---

---



How can this student help his teacher? He can:

---

---

---

