

# Know the Facts:

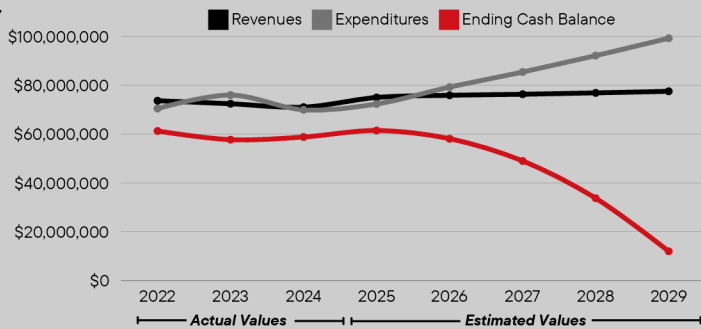
## Huber Heights City Schools

### May 6 Operating Levy



Huber Heights City Schools (HHCS) has a **\$7.8 million, 6.9-mill operating levy** on the May 6, 2025, ballot. This levy will provide the necessary funding to maintain the district's **current programs, services, and staffing levels**. The most recent operating levy for day-to-day expenses was **approved by the Huber Heights community in 2005**.

#### HHCS's Current and Projected Budget



Source: HHCS Five-Year Forecast | [tinyurl.com/mr3x3j8u](https://tinyurl.com/mr3x3j8u)

#### Where Our District Funding Comes From



Nearly half of our funding comes from the state of Ohio, with local taxes covering the next largest part. Federal and non-tax funds, like special programs and grants, vary year to year. We **actively seek extra funding outside of relying on our local taxpayers** to support our students and programs.

- State Funding **48%**
- Local Funding **32%**
- Federal Funding **12%**
- Non-tax Funding **8%**

Source: Ohio School Report Cards | [tinyurl.com/e874m6k9](https://tinyurl.com/e874m6k9)

#### Levy Cost to Homeowners

The tax for a levy is calculated using **mills**. A mill is one-tenth of one percent. For every \$1,000 of property value, the tax is \$1. Homes are taxed at 35% of their county-assessed value.

In this case, if a 6.9-mill levy is approved, it would **cost a homeowner \$242 per year on a home valued at \$100,000**.

**\$35,000**

Taxable amount on a \$100,000 home

X

**.0069**

6.9-mill factored to one-tenth of one percent

=

**\$242**

New yearly tax based on a home valued at \$100,000



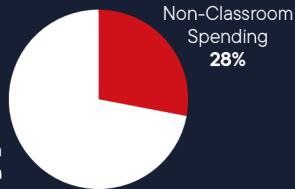
#### DID YOU KNOW?

House Bill 920 keeps your property taxes steady, even when your property value rises. It adjusts taxes downward to ensure **the district does not receive additional tax revenue due to increased home values**.

#### Your Tax Dollars at Work

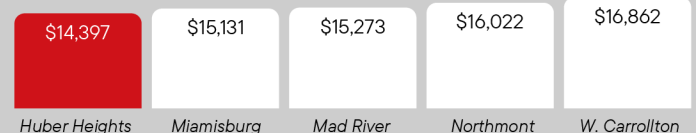
HHCS is **among the 20% of public districts with the lowest operating expenses** per student. We prioritize the resources we have available to ensure our students' education comes first.

Classroom Instruction **72%**



Source: Ohio School Report Cards | [tinyurl.com/e874m6k9](https://tinyurl.com/e874m6k9)

#### District Spending Per Student



Our yearly spending per student, compared to similar districts identified by the Ohio Department of Education and Workforce. We use our resources wisely to **make the most of every dollar**.

Source: Ohio Department of Education and Workforce District Profile Report | [tinyurl.com/s2nxddbr](https://tinyurl.com/s2nxddbr)

Learn more about the Huber Heights City Schools **May 6 operating levy:**  
[myhhcs.org/levy](https://myhhcs.org/levy)

**ELECTION DAY:**  
**May 6, 2025**