

CURRICULUM EDITION / 2025

# YOUR SCHOOLS

FEB. 2024



**ENROLLED  
ENLISTED  
EMPLOYED**



THORNTON TOWNSHIP  
**DISTRICT  
205**  
HIGH SCHOOLS

PEACE



CENTER



Thorntoridge



Thornton



Thornwood

\*\*\*\*\*ECRWSSDDM\*\*\*\*\*  
LOCAL POSTAL CUSTOMER

NON-PROFIT  
U.S. POSTAGE  
**PAID**  
PERMIT NO. 333  
HARVEY, IL





*Nina Graham*

**BOARD PRESIDENT**

*Dear District 205 Community,*

It is with immense pride and gratitude that I share the remarkable progress highlighted in this edition of Your Schools. Together, we have made significant strides in academic achievement, from increasing our 9th-grade on-track rating to an impressive 83.2% to maintaining our commendable state designation for the fifth consecutive year. These milestones are a testament to the dedication of our students, teachers, staff, and families, all working in unison to foster a culture of excellence.

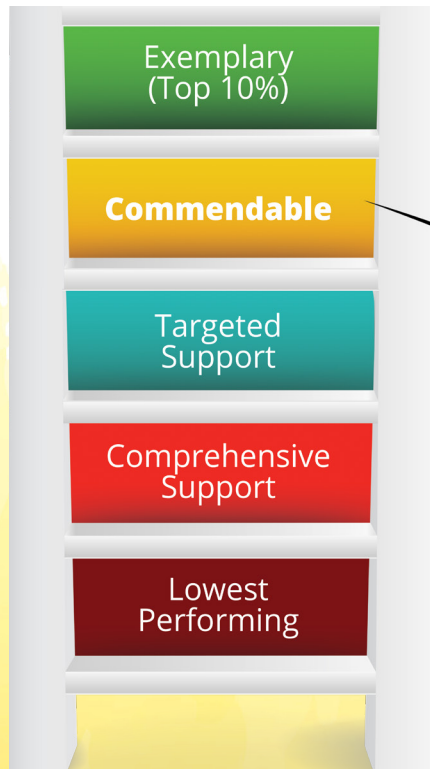
Programs like AVID and Career and Technical Education (CTE) transform lives, equipping students with the skills and confidence to excel in college, careers, and

beyond. We've also embraced new initiatives, such as the transition to ACT testing and our expanded advanced academic opportunities have resulted in graduates achieving millions in scholarships. Our work as a district is an endeavor to ensure every student is prepared for the future.

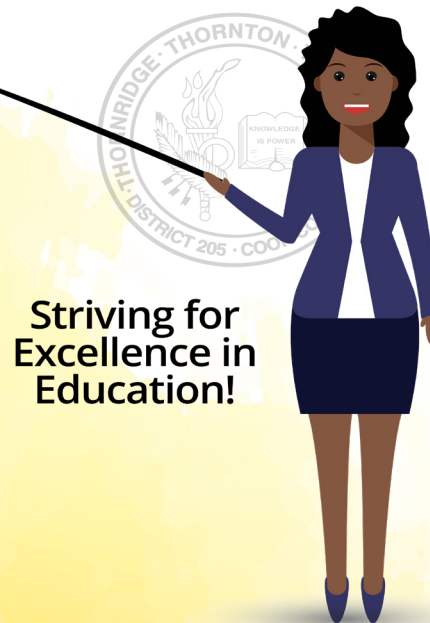
Our collective vision for District 205 is clear: to achieve a 95% on-track rate and provide every student with the resources and support to graduate prepared for success. Thank you for your unwavering partnership in this journey. Together, we are building brighter futures and achieving excellence for all.

*Nina Graham*

Ms. Nina Graham  
School Board President



**OUR SCHOOLS  
ARE RANKED  
"COMMENDABLE!"**



**Striving for  
Excellence in  
Education!**

**DISTRICT 205  
SCHOOL BOARD  
OF EDUCATION**




**Mrs. Almetta  
Vasser-Moody**  
Board Vice President



**Dr. Kara  
Davis**  
Board Secretary



**Mr. Ray C.  
Banks**  
Board Member




**Mr. Stanley H.  
Brown**  
Board Member



**Mrs. Bernadette  
Lawrence**  
Board Member



**Mr. Stafford  
Owens**  
Board Member



*Dr. Nathaniel  
Cunningham, Jr.*

**SUPERINTENDENT**

# A Testament to Excellence

## Our Commendable District

For the past five years, Thornton Township High School District 205 has been recognized with a commendable state designation, reflecting our commitment to academic excellence and equity. This is the second-highest rating in Illinois and highlights our steady progress in key areas, including graduation rates and 9th-grade on-track performance.

Our district's improvements—from a graduation rate of 67.1% in 2018 to 82.4% today—are the result of focused efforts from administrators, teachers, and students. We remain committed to providing the support and resources needed to help every student succeed.

## Celebrating Academic Progress in District 205

Thornton Township High School District 205 is thrilled to share the remarkable progress we've made over the past six years in academic achievement. Our 9th-grade on-track rating has seen a significant increase from 65.3% in 2018 to an impressive 83.2% this year. This 17% improvement demonstrates the dedication of our students, teachers, staff, and Board of Education in fostering a culture of success and high expectations.

Our goal is to reach a 95% on-track rating, and we are confident that with continued hard work and collaboration, we can achieve this milestone. Together, we are building brighter futures for our students!

## 9th Grade On-Track!



**+17%**  
Improvement  
between 2018  
to 2024

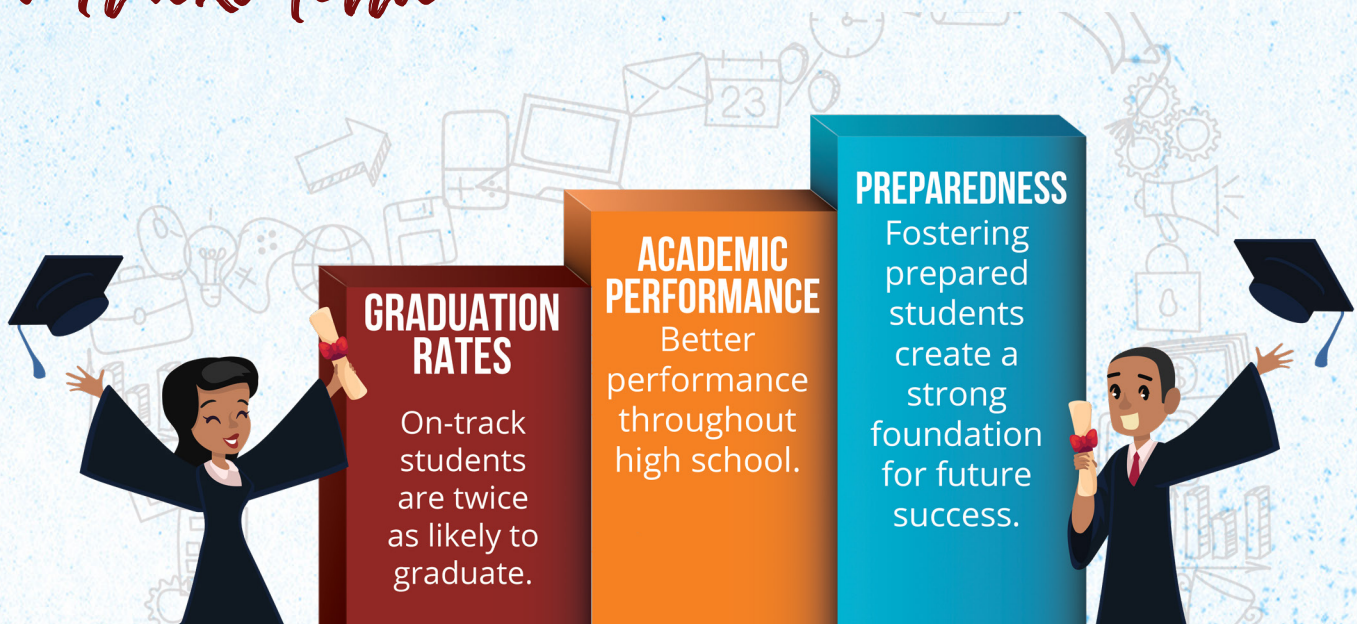
65.3%  
Student  
Success  
Rate

83.2%  
Student  
Success  
Rate

Our Goal:  
**95%**  
On-Track  
Rate!

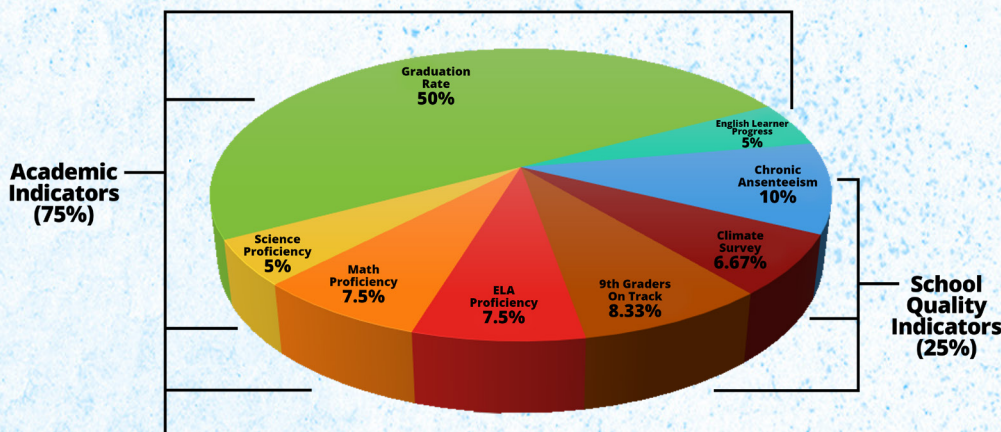


# Understanding the 9th Grade On-Track Metric



Did you know that the 9th Grade On-Track metric is a strong predictor of high school graduation? This vital measure tracks the percentage of freshmen who are earning credits in core subjects, maintaining strong GPAs, and avoiding disciplinary actions. Research shows that 9th-grade students who are on track are more than twice as likely to graduate on time. At District 205, we use this metric not only to celebrate successes but also to identify students who may need additional support. By addressing challenges early, we ensure that all students have the resources they need to thrive academically and personally.

## Academic Indicators and Their Impact What Determines Our School's Rating?



Thornton Township High School District 205's achievements are measured using state academic and school quality indicators. These include proficiency in English Language Arts, math, and science, along with graduation rates and 9th-grade on-track performance.

Our progress in these areas showcases the effectiveness of our programs and the resilience of our students. By improving these metrics, we are not only enhancing academic outcomes but also preparing our students for college, careers, and beyond.

Together, we are ensuring that every student in District 205 is equipped for success in an ever-changing world.

### Academic Indicators (75%)

- ELA Proficiency - 7.5%
- Math Proficiency - 7.5%
- Science Proficiency - 5%
- Graduation Rate - 50%
- English Learner Progress - 5%

### School Quality Indicators (25%)

- Chronic Absenteeism - 10%
- Climate Survey - 6.67%
- 9th Graders On Track - 8.33%



# District Students Earn Millions in Scholarships

Thornton Township High School District 205 continues to celebrate remarkable achievements in securing scholarship opportunities for its students. Over the past five years, seniors across the district have collectively been offered \$151 million in scholarships and grants, reflecting the district's commitment to academic excellence and student success.

At Thornridge High School, the Class of 2019 led the way with \$6,506,087 in scholarships. Data for the Classes of 2020 through 2022 is unavailable due to the challenges of virtual learning during the COVID-19 pandemic and the absence of a designated College and Career Counselor during that time. However, under new leadership starting in the 2022-2023 school year, Thornridge students earned \$6,047,944 in scholarships for the Class of 2023 and an impressive \$6,519,021 for the Class of 2024.


Thornton Township High School has seen consistent growth in scholarship offerings, from \$16,955,892 for the Class of 2021 to a remarkable \$24,948,850 for the Class of 2024, totaling \$82,100,669 over five years. This achievement underscores the district's efforts to provide resources and

support to help students secure funding for their future endeavors.


Similarly, Thornwood High School has demonstrated success, with the Class of 2019 receiving \$4,390,087 in scholarships and subsequent classes steadily increasing their totals. The Class of 2023 earned \$13,941,526.76, while the Class of 2024 was offered \$11,899,192. Over the five years, Thornwood students collectively received \$50,185,637.76 in scholarships and grants.

These impressive figures highlight the dedication of District 205's students, teachers, counselors, and administrators. The district's commitment to fostering a culture of achievement ensures that students are equipped to pursue their college and career goals with confidence and financial support. As District 205 looks to the future, the focus remains on expanding opportunities and resources to ensure every student has the chance to succeed.


## DISTRICT 205 TOP SCHOLARSHIP YEARS



**THORNTRIDGE**  
CLASS OF **2024**  
GRADUATING CLASS SIZE 209 **\$6,519,021**



**THORNTON**  
CLASS OF **2024**  
GRADUATING CLASS SIZE 344 **\$24,948,850**



**THORNWOOD**  
CLASS OF **2023**  
GRADUATING CLASS SIZE 497 **\$13,941,526.76**



# The Impact of AVID in Our District

The AVID (Advancement Via Individual Determination) program in Thornton Township High School District 205 is creating transformative opportunities for students by preparing them for success in college, careers, and beyond. Rooted in its mission to close the opportunity gap, AVID equips students with the tools to graduate enrolled, enlisted, or employed. The program's structured support system fosters academic growth, life skills, and confidence, enabling students to thrive in their post-secondary endeavors.

What sets AVID apart from other college readiness programs is its dual emphasis on rigor and skill-building. While programs like AP and IB expose students to challenging coursework, AVID enhances this with strategies in writing, inquiry, collaboration, organization, and reading (WICOR). AVID ensures students not only access college but excel once they are there, emphasizing self-sufficiency and academic resilience.

AVG S1 24-25 GPA AVID STUDENTS			
	TR	TT	TW
9th	2.47	2.51	3.33
10th	2.67	2.68	3.09
11th	2.89	2.27	3.24
12th	3.00	2.98	3.27

Since its introduction, AVID has evolved significantly at Thornridge, Thornton, and Thornwood High Schools. For instance, Thornwood has fostered a culture of recognition by celebrating students and teachers who embody AVID's principles. Monthly awards for students demonstrating grit and collaboration, coupled with professional development sessions for teachers, have strengthened the program's integration into the school culture. This targeted support has created a vibrant community where AVID strategies extend beyond the elective classroom.

One ongoing challenge for AVID in District 205 is balancing participation with rigorous academic pathways like IB and AP. Many students opt out due to scheduling conflicts, resulting in fewer seniors in the program. Efforts are underway to address this issue and create more flexibility, ensuring AVID can support a broader range of students.

The impact of AVID is perhaps best illustrated through a recent success story. A trip to Northern Illinois University revealed former AVID students thriving as enrolled college students. Witnessing their transition from high school to higher education underscored the transformative power of the program. These moments reinforce the importance of AVID in shaping students' futures.

For Alexandra Vazquez, a four-year AVID senior at Thornwood High School, the program has been life-changing. "AVID taught me essential skills like organization, critical thinking, and time management," she shared. "The college visits, such as the one to Purdue University, made higher education tangible and motivated me to aim higher." Alexandra now aspires to a career in dentistry, a goal she confidently attributes to AVID's guidance.

AVID's impact is evident in data from District 205. Thornwood AVID students maintain strong GPAs, with 12th graders averaging 3.27, and 93.1% having no failing grades. Attendance rates consistently exceed 90%, reflecting the program's ability to keep students engaged. These metrics showcase AVID's effectiveness in fostering academic achievement and college readiness.

The future of AVID in District 205 is bright. Coordinators aim to strengthen the program's cohesion across all schools, ensuring consistent implementation and greater impact. By continuing to innovate and expand opportunities, District 205's AVID program will remain a vital force in transforming students' lives and helping them achieve their dreams.

AVID in District 205 isn't just about preparing students for the next step—it's about empowering them to thrive and succeed in every aspect of their future.

**“AVID taught me essential skills like organization, critical thinking, and time management.”**


Alexandra Vazquez  
Thornwood



# Notable Trend in Attendance

Year

## DISTRICT 205 SCHOOL ATTENDANCE RATES



The graphic above reveals a notable trend in attendance rates for Thornton Township High School District 205 over the past several years:

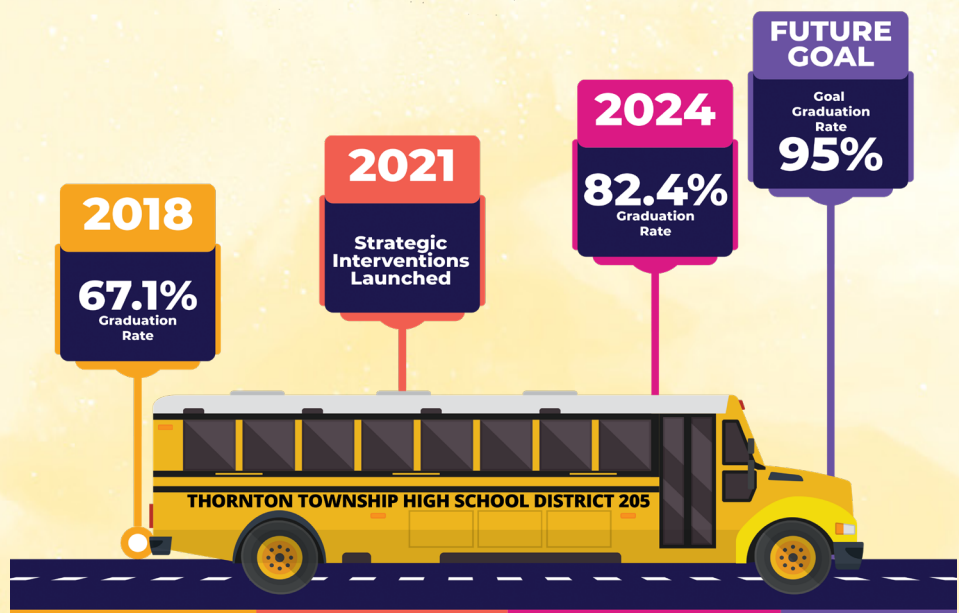
1. **Pre-Pandemic Stability (2018-2019):** Attendance rates were relatively high and stable, with 2019 reaching a peak of 94.7%, the highest recorded in the chart.
2. **Pandemic Decline (2020-2022):** Attendance dropped significantly in 2022 to 79.8%, likely due to the lingering effects of remote learning, student disengagement, and other challenges posed by COVID-19. The decline began in 2021, though the rate was still above 93%.
3. **Post-Pandemic Recovery (2023-2024):** There is a visible rebound in attendance, with an increase from 79.8% in 2022 to 84.7% in 2023 and further improvement to 88.1% in 2024. While attendance has not yet returned to pre-pandemic levels, the upward trajectory suggests that district initiatives and interventions may be having a positive impact.

## Our Commitment for the Future

Thornton Township High School District 205 remains committed to ensuring every student graduates prepared for college, careers, or military service. Research shows that on-track 9th graders are more than twice as likely to graduate on time. Through our commitment to identify and support struggling students early and provide strategic interventions, we can close achievement gaps and promote equity.

With a goal of a 95% graduation rate, we will continue fostering a strong, supportive learning environment. Let's keep the momentum going and ensure every student reaches their full potential!

## FROM 67.1% TO 82.4%:





# CAREER AND TECHNICAL EDUCATION

Thornton Township High School District 205 offers robust Career and Technical Education (CTE) programs to prepare students for success in college, the military, or the workforce. With pathways in fields such as Accounting, Aviation, Culinary Arts, Engineering, and Welding, students gain hands-on experience and industry-relevant skills.



Enrollment in these programs has steadily increased, with 645 students completing a CTE program in 2022, 756 in 2023, and 773 in 2024, reflecting the district's commitment to equipping students with the tools for future success.

ACCOUNTING

AUTOMOTIVE

AVIATION

BARBERING

CHILD DEVELOPMENT

CONSTRUCTION

COSMETOLOGY

CULINARY ARTS

DIESEL TECHNOLOGY

ELECTRICITY

ENGINEERING

ENTREPRENEURSHIP

FASHION

MANUFACTURING

MARKETING

MEDIA ARTS

WELDING