



Handwriting Curriculum Overview 2024

Early Years Foundation Stage	
EYFS Statutory Framework	Teaching
<p>ELG: Fine Motor Skills Children at the expected level of development will:</p> <ul style="list-style-type: none"> • Hold a pencil effectively in preparation for fluent writing – using the tripod grip in almost all cases. • Use a range of small tools, including scissors, paint brushes and cutlery. • Begin to show accuracy and care when drawing. <p>ELG: Writing Children at the expected level of development will:</p> <ul style="list-style-type: none"> • Write recognisable letters, most of which are correctly formed. • Spell words by identifying sounds in them and representing the sounds with a letter or letters. • Write simple phrases and sentences that can be read by others. 	<p>Letter formation is taught using picture cards and memorable phrases when a new sound is introduced to the children.</p> <p>Letter formation is practised in phonics sessions, which feature set activities every week to encourage handwriting practice.</p> <p>Learning opportunities during the week build up gross and fine motor skills and develop pencil grips.</p>

Key Stage 1 National Curriculum – Year 1	
National curriculum	Teaching
<p>Handwriting Pupils should be taught to:</p> <ul style="list-style-type: none"> • sit correctly at a table, holding a pencil comfortably and correctly 	<p>Handwriting lessons from the start of the year.</p>



<ul style="list-style-type: none">• begin to form lower-case letters in the correct direction, starting and finishing in the right place• form capital letters• form digits 0-9• understand which letters belong to which handwriting 'families' (i.e. letters that are formed in similar ways) and to practise these.	<p>Handwriting takes place 3-4x per week before lunch time or during soft start. Pupils learn pre-cursive handwriting and have followed a clear programme.</p> <p>Teachers model handwriting on the same lines which are in pupils' handwriting books.</p> <p>Handwriting interventions will support those who need extra help.</p>
---	---

Aa Bb Cc Dd

Ee Ff Gg Hh Ii

Jj Kk Ll Mm

Nn Oo Pp Qq

Rr Ss Tt Uu Vv

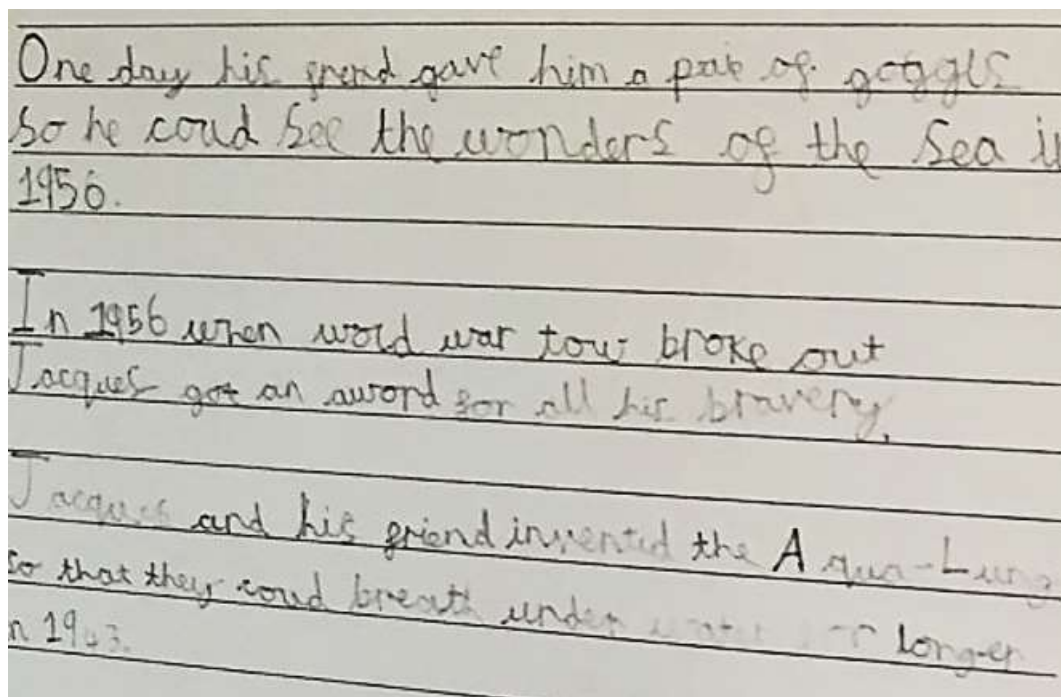
Ww Xx Yy Zz

Key Stage 1 National Curriculum – Year 2	
National curriculum	Teaching
<p>Handwriting</p> <p>Pupils should be taught to:</p> <ul style="list-style-type: none">• form lower-case letters of the correct size relative to one another• start using some of the diagonal and horizontal strokes needed to join	<p>Whole class handwriting sessions twice a week</p> <p>Selected 'family' of letters to practise formation and joining.</p> <p>Cursive practice of words linked to spelling.</p>



<p>letters and understand which letters, when adjacent to one another, are best left unjoined</p> <ul style="list-style-type: none"> • write capital letters and digits of the correct size, orientation and relationship to one another and to lower case letters • use spacing between words that reflects the size of the letters 	<p>Intervention sessions with small groups to practice fine motor skills, letter formation and moving from pre-cursive to cursive.</p>
--	--

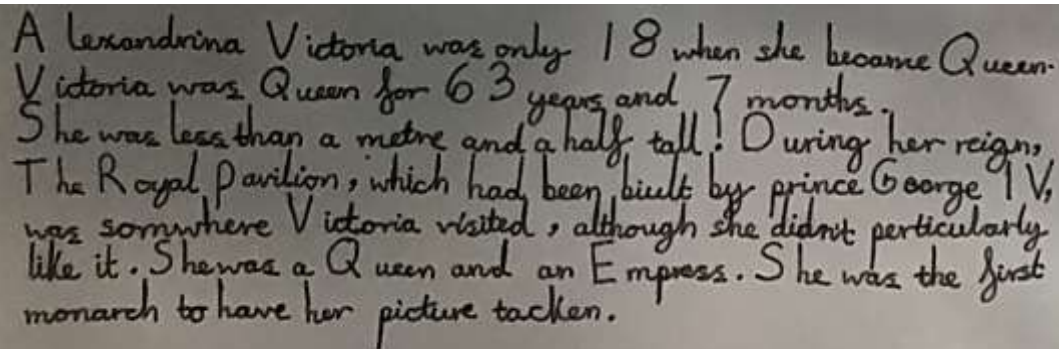
Children are taught to use continuous cursive in their handwriting.



Key Stage 2 National Curriculum – Year 3 & 4	
National curriculum	Teaching
<p>Handwriting</p> <p>Pupils should be taught to:</p> <ul style="list-style-type: none"> • use the diagonal and horizontal strokes that are needed to join letters and • understand which letters, when adjacent to one another, are best left unjoined • increase the legibility, consistency and quality of their handwriting [for example, by ensuring that the downstrokes of letters are parallel and equidistant; that 	<p>Year 3 and 4</p> <p>Handwriting lessons teach cursive letter formation and word construction in designated handwriting books.</p> <p>Handwriting focus with identified individuals- in ILPs.</p>



lines of writing are spaced sufficiently so that the ascenders and descenders of letters do not touch].



Alexandrina Victoria was only 18 when she became Queen. Victoria was Queen for 63 years and 7 months. She was less than a metre and a half tall. During her reign, The Royal Pavilion, which had been built by prince George IV, was somewhere Victoria visited, although she didn't particularly like it. She was a Queen and an Empress. She was the first monarch to have her picture taken.

Key Stage 2 National Curriculum – Year 5 & 6

Handwriting and presentation

Pupils should be taught to:

- write legibly, fluently and with increasing speed by:
- choosing which shape of a letter to use when given choices and deciding whether or not to join specific letters
- choosing the writing implement that is best suited for a task.


Year 5 and 6

Handwriting included as part of spelling. Teacher models on the board and pupils work in handwriting books.

Specific learners targeted with little and often on a daily / lesson basis.

Handwriting is monitored in class, and children are given feedback and reminded of expectations.

Daily morning practice will be in place for identified individuals and this may form part of an ILP.



Long ago in the land of Egypt, where the sand swirled along the golden desert floor, lived a young girl named Majo. When she was born in her home in America she was different from the rest and her parents were disgusted at the sight of her. Majo had straight hair like