



# Summer


## LEARNING CALENDAR

**For Entering 6th Graders**

**PLYMOUTH-CANTON**  
COMMUNITY SCHOOLS








GLOBALLY FOCUSED. LOCALLY CONNECTED.









# Welcome to Summer!














Even though school is out, learning happens each and every day. This resource is full of engaging reading and math ideas that can be done at any time. Nothing needs to be returned in the fall, but we hope you complete many of the activities or use them as inspiration for your own. Please note that any links within the calendar are case sensitive.

In addition to the calendar activities, don't forget to check out IXL, our digital, subscription based learning site that provides practice and instant feedback for reading and math skills. Access IXL through your child's Clever account at <http://clever.com/in/pccs>. Use your child's google credentials (found in MiStar) to log in.

3-ELA	Monday	Tuesday	Wednesday	Thursday	Friday
<p><b>Week 1</b></p> <p><i>Hello Summer!</i></p> 	<p><b>Get Ready to Read!</b></p> <p>Set yourself up for success and create a cozy reading space such as a blanket fort, tent or book nook. Check out: <a href="#">5 Simple Ways to Promote Reading</a></p>	<p><b>LOVE Learning</b></p> <p>Make a list of all your favorite things and start exploring.</p> <p><a href="#">Start With a Book</a></p>	<p><b>Play Word Games</b></p> <p>Gather with family or friends and have a blast playing Scrabble Junior, Headbandz, Buzzword, Scattergories, or Apples to Apples Junior. What other games challenge your brain?</p>	<p><b>Kid Scientist</b></p> <p>Visit <a href="#">National Geographic Kids</a> for free articles, videos, games and more.</p> 	
<p><b>Week 2</b></p>	<p><b>Public Libraries Rock</b></p> <p>Have you visited yours lately? Don't miss out on all the free opportunities.</p> <p><a href="#">Rediscover Your Public Library</a></p>		<p><b>ABC, What Do You See?</b></p> <p>Go on a walk or drive and look outside. Take turns finding things that begin with each letter of the alphabet. Be creative on X, Qu and Z!</p>	<p><b>Read @ Home Activities</b></p> <p>Literacy learning should be fun! Try some of these active family literacy activities such as Charades and Scavenger Hunts.</p> <p><a href="#">Boost Learning - Grade 5</a></p>	<p><b>Read, Write, ROAR!</b></p> <p>In partnership with PBS and the Michigan Learning Channel, there is some cool stuff to read, watch and learn. <a href="#">Read, Write, Roar for upper grades</a></p>
<p><b>Week 3</b></p>	<p><b>Write a Story Train</b></p> <p>Watch a story unfold as 2-6 "players" take turns writing one sentence and passing the page. Each person adds on by adding plot twists, humor, etc. Another creative writing option: <a href="#">The Mysterious Train</a></p>	<p><b>Big Talker</b></p> <p>Look for "big" words in your reading. Find an interesting new word to learn. Use that word as often as you can this week when talking to others. Expect a <i>brouhaha!</i></p>		<p><b>Secret Code</b></p> <p>Invent a secret written code (A=1, B=2, for example). Send a message in code to a friend and ask them to figure it out and respond back in code.</p>	<p><b>Favorites Playlist</b></p> <p>Read one of your favorite books again. Share it with a friend, grown-up, or pet. Are there other books by the same author or in a series that you'd like to read?</p>
<p><b>Week 4</b></p>		<p><b>Cloud Artist</b></p> <p>Look up at the clouds. What shapes do you see? Make up a story about the images you see.</p>	<p><b>Nonfiction: The Real Deal!</b></p> <p>Read a nonfiction book and learn something new. Tell someone what you learned and what you wonder?</p> <p><a href="#">Family Support for Reading Nonfiction Books</a></p>	<p><b>Summer Poetry</b></p> <p>Write a <a href="#">Summer Acrostic Poem</a> or other poetry. Here's a few examples to help you get started: <a href="#">Summer Poems for Kids</a> and <a href="#">Poets.org</a></p>	<p><b>Setting the Foundation</b></p> <p>Draw a picture of one of your favorite places. Tell someone a story using that special place as the setting of your story.</p>
<p><b>Week 5</b></p>	<p><b>Run Wild</b></p> <p>What is Geocaching? Are you into nature and treasure hunting?</p> <p><a href="#">Beginner's Guide to Geocaching</a></p>	<p><b>STEM: Literacy &amp; Science</b></p> <p>Dig into science with books and activities about Science, Technology, Engineering and Math.</p> <p><a href="#">STEM Themed Books &amp; More</a></p>	<p><b>Follow Your Senses</b></p> <p>Make the ordinary extraordinary by taking a walk with someone and noticing. Try these: <a href="#">Senses Walk Guide</a></p>		<p><b>Summer Bingo Challenge</b></p> <p>Need more ideas for a busy body and brain?</p> <p><a href="#">Read @ Home Summer Reading Bingo Challenge</a></p>

3-ELA	Monday	Tuesday	Wednesday	Thursday	Friday
<b>Week 6</b>  <b>Start a Book Club</b>  Book Clubs are a great way to share the enjoyment of reading with others and strengthen reading comprehension. <a href="#">Parent Tips for Starting a Kid's Book Club</a>	<b>Letters of Love</b>   Lift the spirits of people in your community. Write a letter or card to a local nursing home or veterans hospital. <a href="#">Love For Our Elders campaign</a>	  <b>Who and Do</b>  One of the best ways to check if you're understanding what you read is to be able to tell someone about a chapter or book you read (summarize the main idea). Tell who is in the story and what did they do.	<b>Alternate Endings</b>  Think of a story you know well. Make up another ending for that story. Write down the new ending. Include pictures/drawings.		
<b>Week 7</b>  <b>Plan a Dream Vacation</b> If you could go anywhere in the world, where would you go? Calculate costs for airfare, lodging, food and excursions. Create an itinerary for your family. Find books on your destination at the library.	<b>Build Reading Stamina</b>  While reading outside today, challenge yourself to see how long you can read in one sitting. How many minutes or pages did you accomplish?	<b>Three Guesses</b>  Find something small enough to fit in your pocket. Write 3-4 clues about it using as much detail as possible without giving it away. Read the clues to someone and ask them to guess what it is.	<b>Summer Mad Libs</b>  Want to have a good laugh? Fill in the blanks and create your own story.  <a href="#">Summer Mad Libs free printable</a> 		
<b>Week 8</b>  	<b>Movie Critic</b>  Write a review about a movie you have seen. Is it a summer blockbuster or just a bust? Convince a friend or family member why they should or should not see it.	<b>Go on a 'Booknic'</b>  Plan a family picnic outdoors. Pack lunch and plenty to read.  	<b>Listen to a Great Book</b>  Audiobooks are a wonderful way to experience stories. There are many apps available, ask at your local library or click on <a href="#">Favorite audio books for kids</a> .	<b>Puzzling-Problem Solver</b>  Find a friend and solve a picture or word puzzle. You can find crossword books at many dollar stores or try this one <a href="#">Summer Crossword for Big Kids</a>	
<b>Week 9</b>  <b>Virtual Field Trips</b>  There are endless opportunities to explore, even from your own home. Want to go on a field trip?  <a href="#">Free Virtual Field Trip Ideas for Kids</a>	  <b>Be a Good Citizen</b>  Volunteer, help a neighbor, do some chores. There's all kinds of ways to learn about and practice being part of a global community. Here's a collection of books to inform and inspire. <a href="#">Citizen Kid</a>	<b>Magazine Mania</b>  What's more fun than getting your own subscription in the mail? Or try free digital options:  <a href="#">Great Magazines for Kids</a> <a href="#">13 Free Kid's Magazines</a>	<b>Comic Creations</b>  Be the author of your own comic or graphic novel. <a href="#">How to Write a Graphic Novel for Kids Episode 1</a> You can use this framework. <a href="#">Comic Templates</a>		
<b>Week 10</b>  <b>Getting Ready for School!</b>  <b>Exercise Your Brain</b>  Think about your brain like a muscle. Any time you challenge it to learn something new, you increase its performance. What did you learn today?	<b>Read BIG WORDS</b>  Mrs. Mora gives great tips on how to solve longer, more challenging words. There's no word that's too tricky! <a href="#">Decoding Multisyllabic Words</a>	<b>More Writing Prompts</b>  Love writing and need more ideas?  <a href="#">Writing Prompts</a>	<b>Distracted?</b>  That's normal! What's important is recognizing it and having a plan for how to refocus. Talk with someone about what you can do.	  <b>HAPPY 'NEW YEAR'!</b>	

5-Math	Monday	Tuesday	Wednesday	Thursday	Friday
<b>Week 1</b> <b>Fractions</b>	<u>Khan Academy</u> 20 Minutes 2xs a week  <a href="http://bit.ly/WeekOne5">http://bit.ly/WeekOne5</a>	Cut several pieces of masking tape. Spread the tape around all sides of the ball. Write a fraction on each piece of tape. Toss the ball from one player to the next. Say the decimal and percent for the fraction closest to your thumb.	Find a favorite recipe. Rewrite the recipe by tripling the ingredient amounts using what you know about adding/multiplying fractions' Then find $\frac{1}{4}$ of the ingredient amounts.	Empty out a small bag of different colored candy. Express the amount of each color of candy as a fraction. (Use Legos or buttons if you don't want to use candy).	
<b>Week 2</b> <b>Number Sense</b>	<u>Khan Academy</u> 20 Minutes 2xs a week  <a href="http://bit.ly/WeekTwo5">http://bit.ly/WeekTwo5</a>	Go for a walk around your neighborhood. Look at the numbers on the houses. Are the numbers prime or composite?		<u>Math Fact Hopscotch</u> 1. Draw a Hopscotch board with chalk. 2. Toss a rock onto a number square. (Example: 2- You will be multiplying 2 to each number) 3. Hop onto each space and say a math fact out loud. (Jump on a 4, say $4 \times 2 = 8$ ) 4. When you hit 10, turn around, pick up the rock and pass it to the next player.	
<b>Week 3</b> <b>Number Sense</b>	<u>Khan Academy</u> 20 Minutes 2xs a week  <a href="http://bit.ly/WeekThree5">http://bit.ly/WeekThree5</a>		Assuming that you can pronounce one number per second, how long would it take you to count to 1 billion, saying the numbers one after another out loud? First, make a thoughtful guess, then calculate. Round to the nearest year.	Find or take a picture and look for all of the math you see in the picture. Write a word problem based on the math you see in the picture.	The letter x represents the units digit of the five-digit number 1571x. If the five digit number is divisible by 6 and x is not 0, what number could x be?
<b>Week 4</b> <b>Operations</b>	<u>Khan Academy</u> 20 Minutes 2xs a week  <a href="http://bit.ly/WeekFour5">http://bit.ly/WeekFour5</a>	<u>Multiplication Domino War</u> For each round, the person whose product is larger keeps the dominoes. Play until all dominos have been played. The person with the most dominoes wins.  <a href="http://bit.ly/PCCSDominoes">http://bit.ly/PCCSDominoes</a>		There are 5 people in your family, and you are making potato salad for a picnic. The dish holds $4 \frac{1}{4}$ cups of potato salad. If a normal serving size is $\frac{3}{4}$ cup, will the casserole dish hold enough for everyone in your family to get 1 full serving?	Build two decimal numbers with at least three digits. <ul style="list-style-type: none"> <li>• Add the two numbers</li> <li>• Subtract the two numbers</li> <li>• Multiply the two numbers</li> <li>• Divide the two numbers.</li> </ul> Have a family member check your work.
<b>Week 5</b> <b>Operations</b>	<u>Khan Academy</u> 20 Minutes 2xs a week  <a href="http://bit.ly/WeekFive5">http://bit.ly/WeekFive5</a>	<u>Math Fact Freeze Tag</u> Write math facts on 3x5 cards. Spread the math fact cards around the yard. Elect a player to be "it". It chases other players to tag/freeze them. If the player can solve the math problem it becomes a safe spot for 5 seconds and "it" must chase another player. If a player is tagged before they can solve the problem, he/she is frozen until another player can tag them. If all of the math facts are solved, the players win the game.		Determine your age in months. Then figure out how many days old you are. Don't forget leap years!	

5-Math	Monday	Tuesday	Wednesday	Thursday	Friday
<b>Week 6</b> <b>Operations</b>	<u>Khan Academy</u> 20 Minutes 2xs a week <a href="http://bit.ly/WeekSix5">http://bit.ly/WeekSix5</a>	Research Olympic events. Choose two events for which the results are listed as decimals (Swimming and Athletics (track) are two good ones) Find the winners and their times from 3 different Olympics (Look for different decades). Compare their times and write a short explanation of how you compared the decimals.	Here's some info about going to Disney World. One option is driving a MiniVan with a 22 gallon gas tank and fuel efficiency of 22 miles per gallon for the 1,158 miles to Disney World. Another option is flying at \$147 per ticket. Use your math skills to figure out which option is cheaper for a family of 4. Show your work to a family member.		
<b>Week 7</b> <b>Measuring</b>	<u>Khan Academy</u> 20 Minutes 2xs a week <a href="http://bit.ly/WeekSeven5">http://bit.ly/WeekSeven5</a>		Measure the growth of your favorite plants from the garden or yard. Keep a chart of the results. What units are you using to measure?	List your 4 favorite ice cream flavors. Ask 12 people and make a tally chart to show which of the ice cream flavors they like best. Write a fraction and a percent for each flavor.	Measure the length, width, and height of three cereal boxes and then calculate the volume in cubic inches. Which box has the greatest volume? Need a ruler? <a href="https://printable-ruler.net/">https://printable-ruler.net/</a>
<b>Week 8</b> <b>Measuring</b>	<u>Khan Academy</u> 20 Minutes 2xs a week <a href="http://bit.ly/WeekEight5">http://bit.ly/WeekEight5</a>	Use your estimation skills to predict where you would be if you traveled 20, 50, 100, and 1000 miles from Plymouth-Canton. Then use a map to check and see if you were right.		Which is greater- arm span or height? Ask three people their predictions. Measure each person's arm span or height and then make a line plot of your data. Need a ruler? <a href="https://printable-ruler.net/">https://printable-ruler.net/</a>	Find the area of your bedroom. What room in your house could have twice the area of your bedroom? Half the area of your bedroom?
<b>Week 9</b> <b>Geometry</b>	<u>Khan Academy</u> 20 Minutes 2xs a week <a href="http://bit.ly/WeekNine5">http://bit.ly/WeekNine5</a>	 <p>Source: Math and Movement Website Mathspig</p>	<b>Co-ordinate Geometry</b> Activity: Use chalk to draw a large scale X and Y axes in the school yard. Each kid draws an (x,y) co-ordinate out of a hat and goes and stands on the spot. To heat up the activity, you can call out 'Now your X changes sign. It should cause chaos for a minute or two. But great fun.		Draw a hexagon, a pentagon and an octagon. How many lines of symmetry can you find in each?
<b>Week 10</b> <b>Geometry</b>	<u>Khan Academy</u> 20 Minutes 2xs a week <a href="http://bit.ly/WeekTen5">http://bit.ly/WeekTen5</a>	Write a "What am I?" riddle with at least 3 attributes for 5 different shapes. Quiz a friend or family member with your riddles.		Use toothpicks and marshmallows to build 2D and 3D shapes. Count the vertices and edges and sides.	Go for a walk around the block and find examples of right, acute and obtuse angles.