



**Creating a safer, efficient program by being proactive through monitoring daily metrics for transporting Sayreville students safely, on time, and ready to learn.**

# MAINTAINING A SAFETY CULTURE



Distracted Driving

## Safety Message

# Distracted Driving Affects Every One

# What is Distracted Driving



**For the past decade, distracted driving has taken U.S. roadways by storm, endangering not only the distracted drivers, but their passengers, pedestrians and others using the road. When we're behind the wheel, we must focus on one task: safe driving. Anytime you shift your attention from driving, you're distracted.**

**Distracted driving comes in many forms: adjusting the radio or GPS, applying makeup, eating and drinking. But it's cell phone use – specifically, texting, talking, and social media use – that is the most common distraction. Texting, which includes messaging, is considered the most dangerous type of distracted driving because it combines visual, manual and cognitive distraction.**

# Startling Distracted Driving Statistics

- 21% of teen drivers involved in a car accident were distracted by cell phones.
- A teen driver with one additional passenger is twice as likely to be involved in a fatal car accident.
- Texting or reading a text takes a driver's eyes off the road for at least 5 seconds.
- Once a driver has been distracted, it takes only 3 seconds for a car crash to occur.
- In some states, a distracted driving citation can raise insurance rates from 25 – 44%.
- According to the NHTSA, 660,000 drivers use electronic devices while driving.
- Men are 4 times more likely to drink and drive, while women are more likely to text and drive.
- Reaching for an object increases the chances of a car crash by 8 times.
- Parents with young children are more likely to be distracted behind the wheel than adults without kids in their car.
- In the United States, about 9 people are killed every day and more than 1,000 injured due to car crashes involving a distracted driver.

# SAYREVILLE BOARD OF EDUCATION 2025-2026 TRANSPORTATION BUDGET PRESENTATION



**Sayreville Board of Education Loves it Bus Drivers and Bus Attendants, We Appreciate all you do every day.  
Thank you!**

**NEW**

# WheresTheBus™

Why Wonder?

## NEW SCHOOL BUS TRACKING APP

Real-Time Bus Arrival Information



Real-Time GPS



Student Ridership



Rugged Tablet



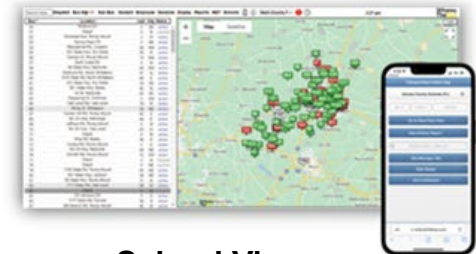
# WheresTheBus Platform Overview



Nightly Route Plan Export



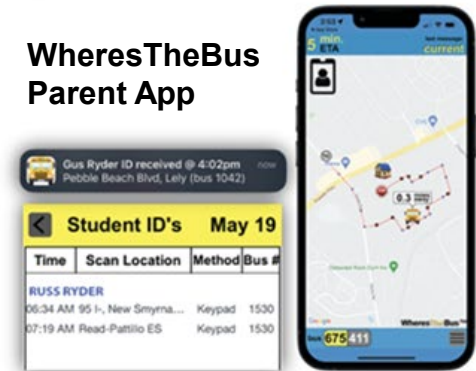
Transportation



School View



WheresTheBus Parent App



# Student Ridership Messages

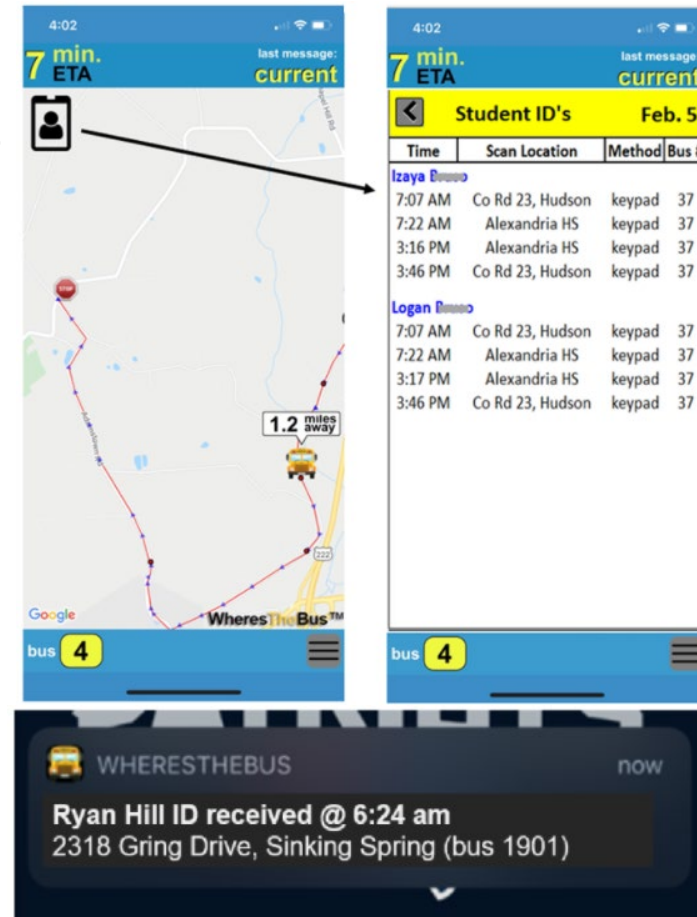
## Parent (App)



## Driver (Tablet)


student activity shows all student ID's on and off the bus for current day

push notifications sent immediately when student ID's on or off bus




Good ✕

JOEL SANTAMARIA DOMILLA  
 [REDACTED]  
 Route #: 920 (AM)  
 Stop: 683 105TH AVE N  
 Distance to assigned stop: 0.0 miles




Wrong stop ✕

MATTHEW GRAM  
 [REDACTED]  
 Route #: 920 (AM)  
 Stop: 742 101ST AVE N [AM ONLY]  
 Distance to assigned stop: 1272.9 mil...



Wrong route ✕

MIAMI ROBINSON  
 NEW BEGINNINGS MAPLES, CO  
 Route #: 918 (AM)  
 Stop: COVEY CIR & THE LANE  
 Distance to assigned stop: 1271.2 mil...





# Parent Validation



[Home](#) [Products](#) [About](#) [Team](#) [Contact](#)

[Sign In](#)

## Parent App

Real-time arrival information reduces stress and wait times.

[Create Account](#)



Add student

Birth Date (mm/dd/yyyy)

Student ID

Please Enter Student ID

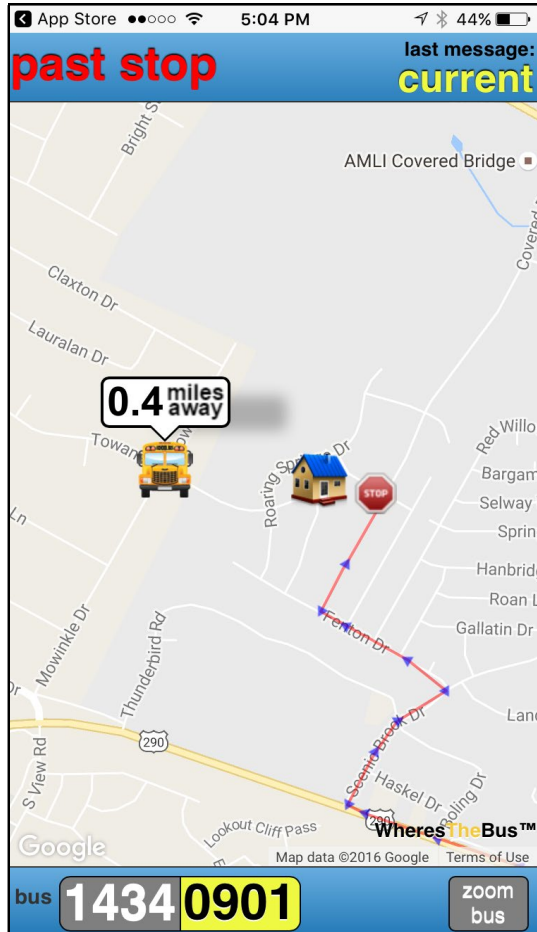
Save

Cancel

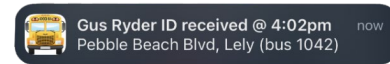
Parents are allowed to create an account if they can validate their student information. Our standard validation method prompts parents for student birth date and student ID #. If the information entered matches the student data on file, the parent can create an account.

# WheresTheBus Parent App

... lets households know precisely when their child's bus will arrive at their bus stop. Updated every 15 seconds, WheresTheBus displays the real-time minutes and miles the bus is from the household's bus stop. Any member of the bus-riding household can access this information from any Internet connected device.



Actual AISD Parent App (10x speed)



Student ID's May 19			
Time	Scan Location	Method	Bus #
<b>RUSS RYDER</b>			
06:34 AM	95 I-, New Smyrna...	Keypad	1530
07:19 AM	Read-Pattillo ES	Keypad	1530

- WheresTheBus app is available for:
  - iOS (App Store)
  - Android (Google Play Store)
- Browser access from any Internet device
- Parents self-service, instead of calling Transportation

# Fleet and Maintenance

- Hired 1 Bus Mechanic
- Fleet Service Vehicle
- 5 – New 54 Passenger Buses
- 2 – New 29 Passenger Buses
- 1- New Wheelchair Bus



**24-25 Budget Expenditures**



*MOVING FORWARD*

## 25-26 Budget Requests

- ❖ + 4 New 54 Passenger Buses (2 replacements, 2 spares)
- ❖ +1 New Mini-bus as a spare
- ❖ Shop equipment
- ❖ Sustaining existing items (uniforms, training programs, Transportation Route, Vehicle, & Video Management Systems)

## 24-25 Budget Requests

- ❖ + 7 New 54 Passenger Buses – **Approved 5**
- ❖ +1 New Mini-bus - **Approved**
- ❖ 2 Replacement Mini-buses - **Approved**
- ❖ Shop power washer, Battery Charger, Portable Shop Lights - **Approved**
- ❖ Sustaining existing items (uniforms, training programs, Transportation Route, Vehicle, & Video Management Systems) – **Approved**
- ❖ Student ridership tracking program - **Approved**

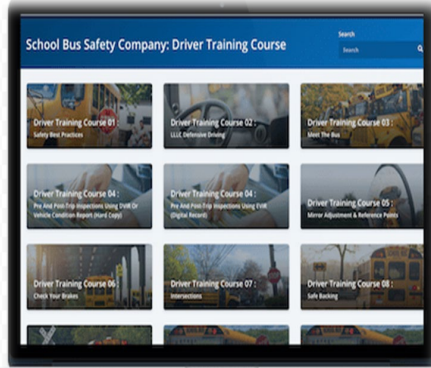


# Sustaining and Maintaining

## School Bus Safety & Bus Driver Training Materials

**Making Kids Safer™.**

The Most Effective Student & Bus Driver Training Courses




## Uniformed Transportation Staff



## Safe Reliable Transportation



## Live vehicle and Student tracking



*Providing students with safe efficient transportation while maintaining mechanical reliability and a stable qualified workforce*

## 25-26 Plan

### 25-26 Year School Year

- Fleet 74 Buses - (56 Big, 18 Mini)
- 67 in-house routes - (51 Big, 16 Mini)
- Subscription busing 436 (236 Free)
- Transport +5,365 Public School Students
- 322 AIL Students
- OOD SPED 56 Students/35 Routes
- 4 Office Staff \*
- 3 Mechanics\*
- 67 Drivers + 2 Subs
- 35 Bus Aides (6)

## 24-25 Plan v Actual

### 24-25 Year School Year

- Fleet 74 Buses – (56 Big, 18 Mini) – **54 Big, 17 Mini**
- 68 in-house routes – **67 in-house (MAST)**
- 0 in-district contracted buses – **Achieved**
- 0 MAST – **Had to contract out**
- Subscription busing 436 (165 Free) **436 (200 Pd, 236 Free)**
- Transport +5,365 Public School Students - **Same**
- 308 AIL Students **Actual 322 increase 14**
- OOD SPED 55 Students/29 Routes - **Actual 56/35**
- 4 Office Staff + ~~1 Secretary to be shared with garage~~
- 4 Mechanics – **Actual 3 – (held off on #4 for lack of space)**
- 67 Driver + 2 Subs - **Achieved**
- 35 Bus Aides - **Actual 29**



## 25-26 GOALS

- ✓ Sustaining Our Safety Culture
- ✓ Maintain 100% in-district routes in-house
- ✓ Continue driver safety through training and monitoring
- ✓ Expand our utilization and capabilities of the new transportation software
- ✓ Replace 2 aging out big buses and add 2 additional big buses and 1 mini bus to provide adequate spare buses to allow for vehicle maintenance/service, breakdowns, and athletic trips.

## CHALLENGES

- **TIME between MS/Elem school PM bell times.**
- Hiring and maintaining bus aides
- Lack of space to maintain our staff and service our fleet.
- Occasionally not having enough buses to cover routes.
- Keeping up with our day to day data entries and trouble shooting technology issues.





**THE END**