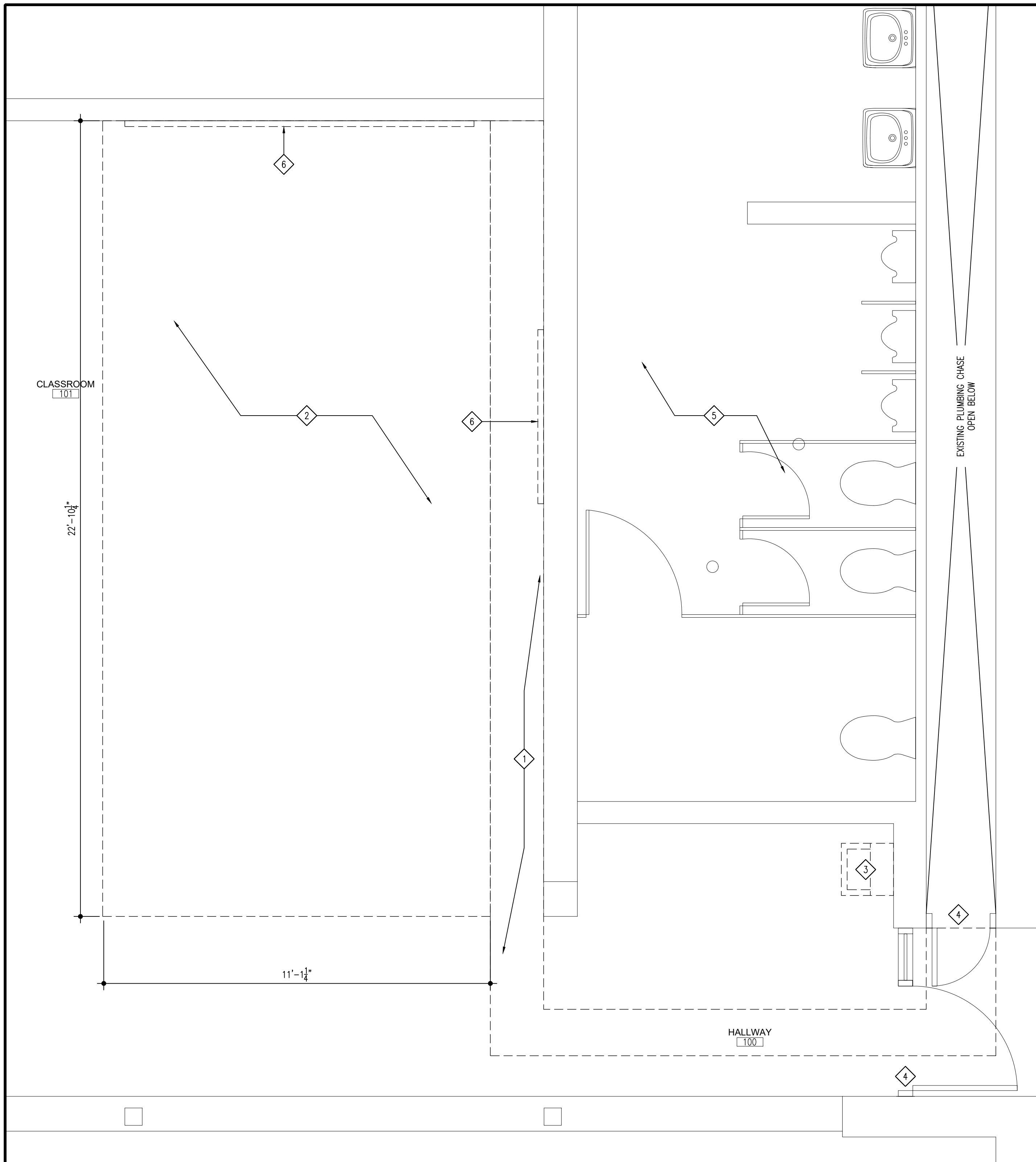
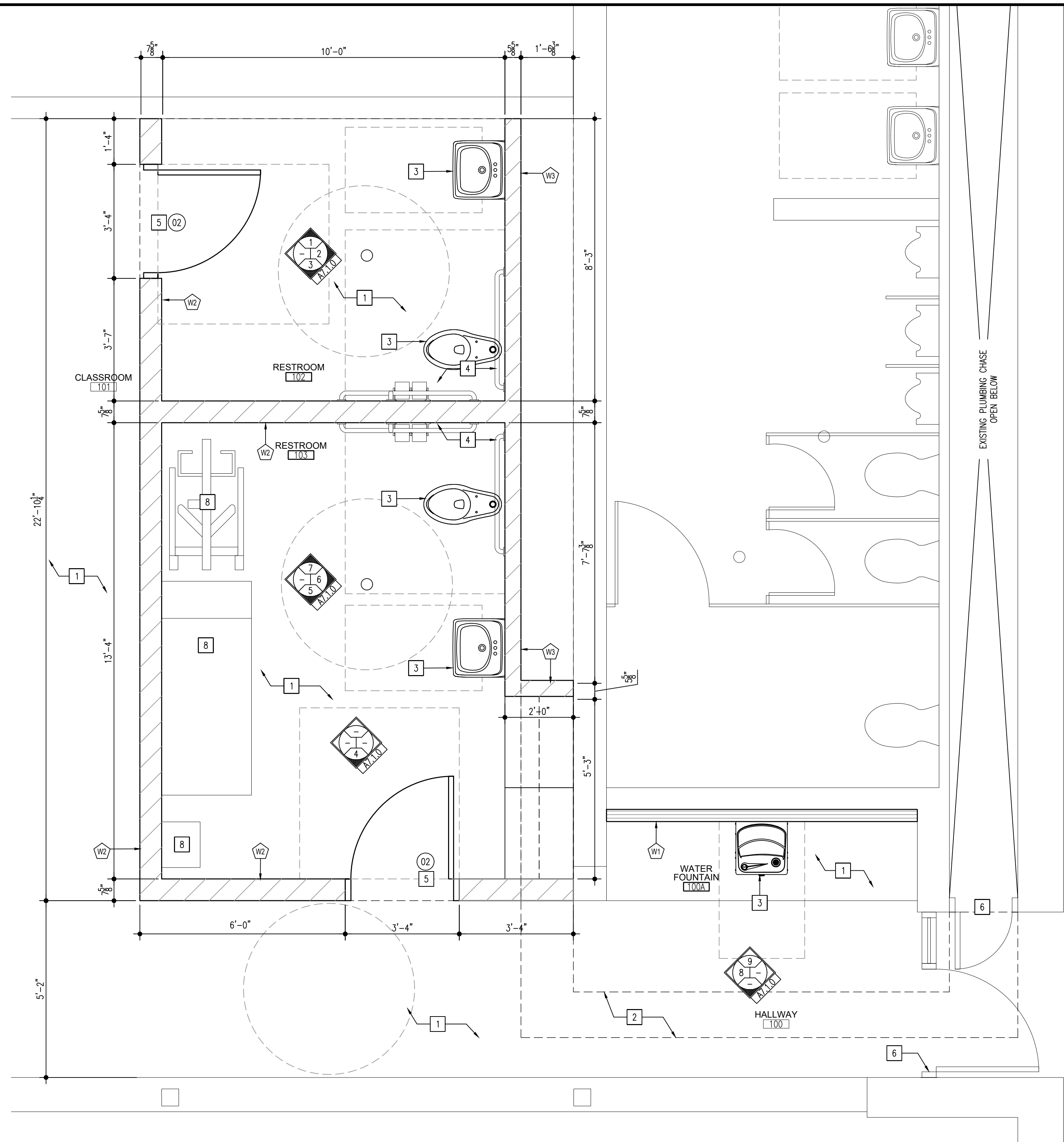


x:\merrillville schools\24018 pierce special ed restroom\Drawings\100 floorplan.dwg



PARTIAL FLOOR PLAN
NEW CONSTRUCTION SCALE: 1/4" = 1'-0" PLAN NORTH



PARTIAL FLOOR PLAN
NEW CONSTRUCTION SCALE: 1/4" = 1'-0" PLAN NORTH

GENERAL FLOOR PLAN NOTES - DEMOLITION

- FIELD VERIFY ALL EXISTING DIMENSIONS AND CONDITIONS PRIOR TO CONSTRUCTION.
- CONTRACTOR IS RESPONSIBLE FOR REMOVAL OF ALL DEMOLITION MATERIAL AND PLACING IN DUMPSTER DURING THE DURATION OF THE CONSTRUCTION PROJECT.
- CONTRACTOR MUST REPAIR ALL SURFACES AFFECTED BY DEMOLITION. MATCH AND PATCH AS REQUIRED.
- ALL OF THE FLOOR PLAN DEMOLITION NOTES LISTED MAY NOT APPEAR ON EACH INDIVIDUAL PROJECT DEMOLITION PLAN.
- PREP ALL EXISTING WALL TO RECEIVE NEW PAINT FINISH.

KEYED FLOOR PLAN DEMOLITION NOTES:

- 1 REMOVE AREA OF FLOORING FOR NEW SANITATION LINES
- 2 REMOVE EXISTING FLOOR FINISH - PREP FLOOR FOR NEW
- 3 REMOVE EXISTING WATER FOUNTAIN PATCH CMU WALL. COORDINATE WITH PLUMBING DEMO.
- 4 EXISTING DOOR SHALL REMAIN
- 5 EXISTING FLOOR FINISH SHALL TO REMAIN
- 6 REMOVE EXISTING WHITE BOARD & REMOVE GLUE ON WALL. MATCH, PATCH, & PREP WALL FOR NEW FINISH.

WALL LEGEND:


- EXISTING WALL SHALL REMAIN
- 5/8" GYPSUM BOARD ON ONE SIDE OF 3 5/8" METAL STUDS @ 16" O.C. EXTEND WALL 10'-8" ABOVE CEILING.
- 8" CMU UP TO 10'-8" A.F.F. - WALL TO BE PAINTED. VERIFY COLOR WITH OWNER.
- 6" CMU UP TO 10'-8" A.F.F. - WALL TO BE PAINTED. VERIFY COLOR WITH OWNER.

GENERAL FLOOR PLAN NOTES - NEW CONSTRUCTION

- FIELD VERIFY ALL EXISTING DIMENSIONS AND CONDITIONS PRIOR TO CONSTRUCTION.
- ALL WALL WITHIN AREA OF WORK SHALL BE PAINTED - REFER TO ROOM FINISH SCHEDULE.

KEYED FLOOR PLAN NEW CONSTRUCTION NOTES:

- 1 INSTALL NEW FLOOR FINISH - REFER TO ROOM FINISH SCHEDULE.
- 2 PATCH CONCRETE FLOOR - REFER TO FOUNDATION PLAN.
- 3 INSTALL NEW PLUMBING FIXTURE - REFER TO PLUMBING PLAN.
- 4 NEW BATHROOM ACCESSORIES - REFER TO INTERIOR ELEVATIONS
- 5 INSTALL NEW DOOR FRAME, DOOR & HARDWARE - REFER TO DOOR SCHEDULE.
- 6 EXISTING DOOR SHALL REMAIN.
- 7 EXISTING FLOORING SHALL REMAIN.
- 8 NEW EQUIPMENT PROVIDED & INSTALLED BY OWNER



DATE
02/12/2024

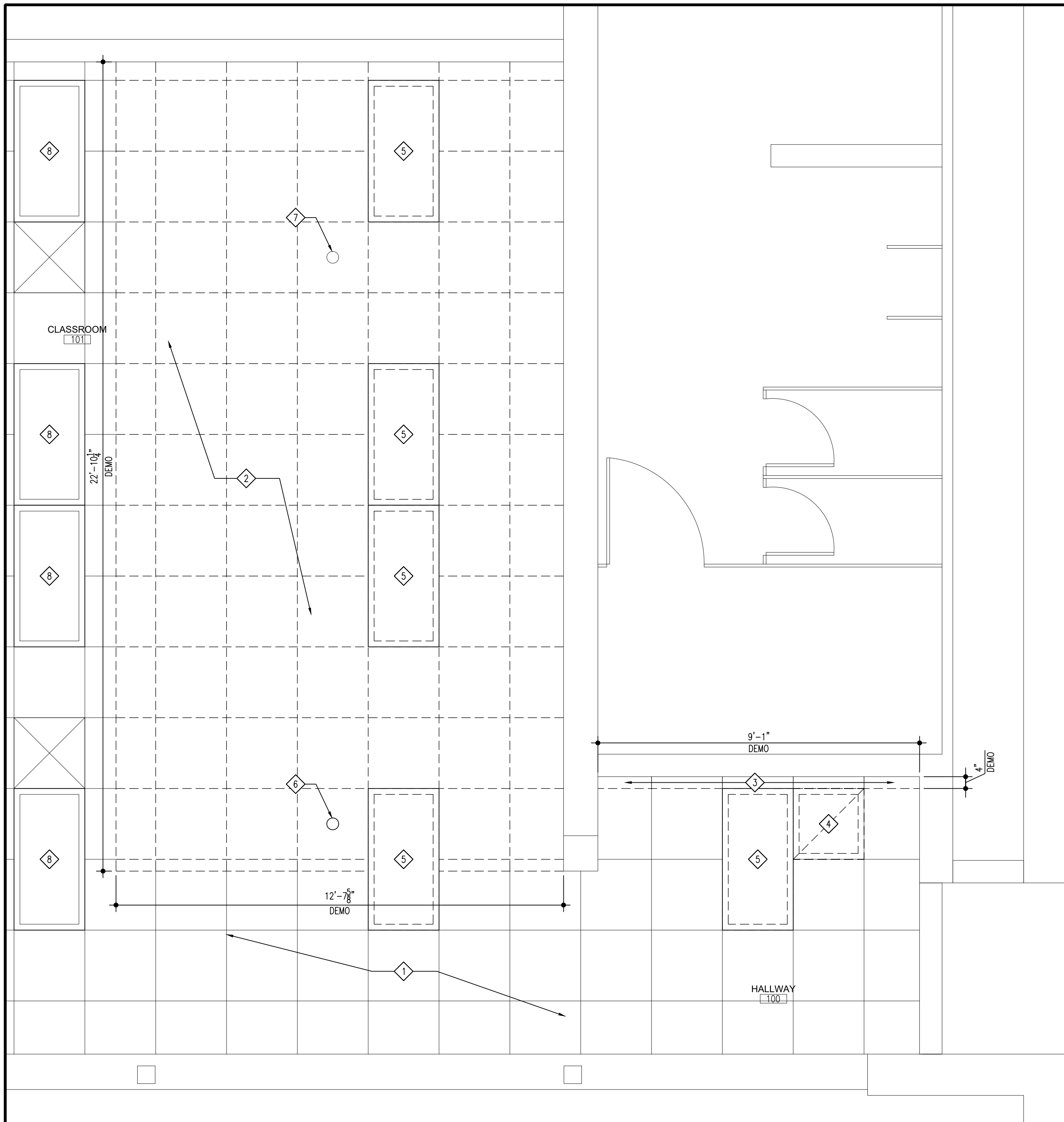
**RENOVATION FOR NEW TOILET FACILITIES AT
PIERCE MIDDLE SCHOOL**
199 EAST 70TH AVE.
MERRILLVILLE, INDIANA 46410

CSK ARCHITECTS, P.C.
THOMAS E. KUHN, AIA, CSI, ALA - SCOTT GOODWIN AIA, ALA, LEED AP - JEREMY S. GILBERT CSI
6919 W. LINCOLN HIGHWAY
CROWN POINT, IN 46307
219-322-5950
www.cskarchitects.com

24018

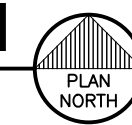
SHEET
A
1.1.0

x:\merrillville schools\24018 pierce special ed restroom\Drawings\200 ceiling.dwg



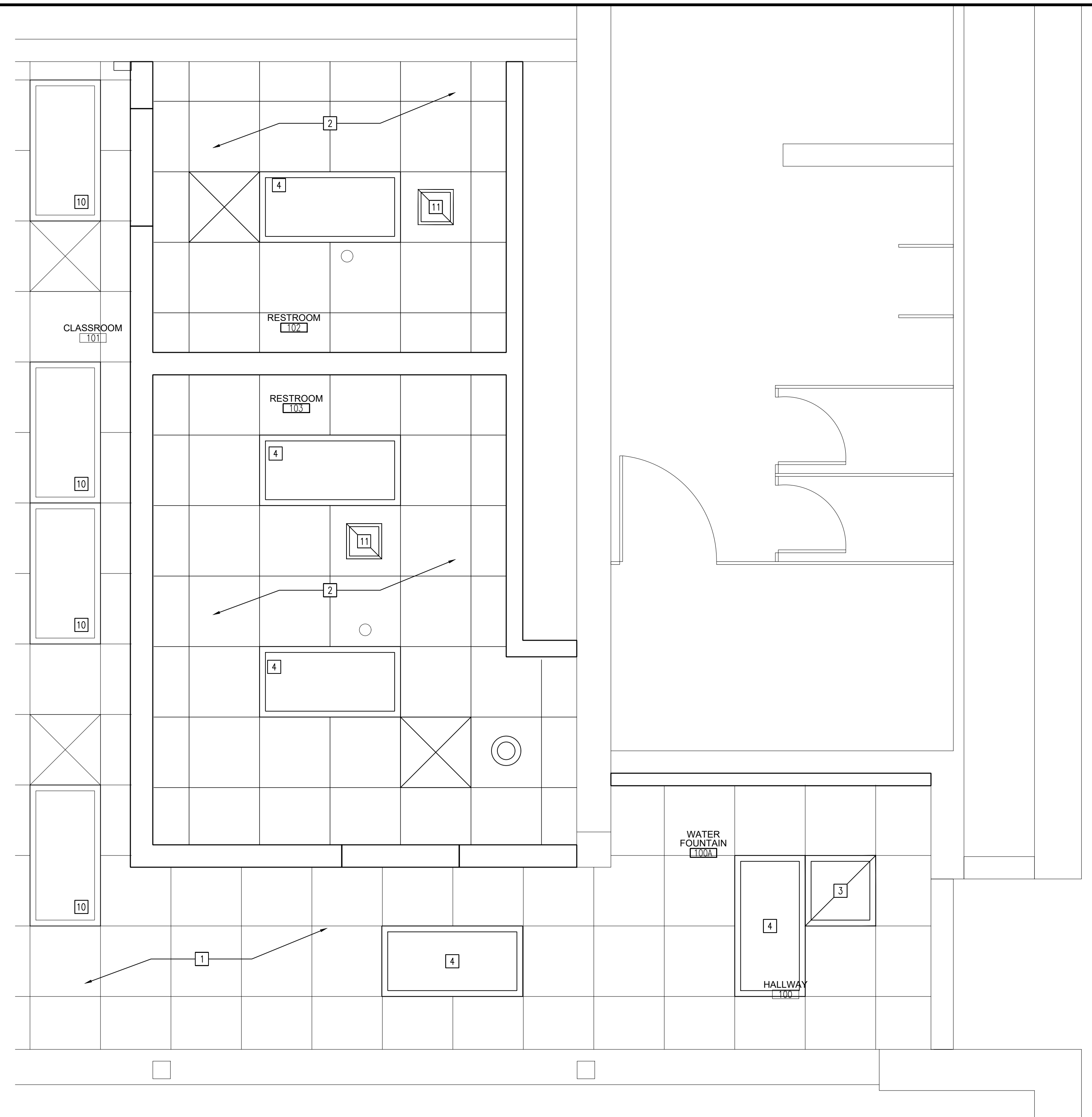
PARTIAL REFLECTED CEILING PLAN
NEW CONSTRUCTION

SCALE: 1/4" = 1'-0"



KEYED REFLECTIVE CEILING PLAN DEMOLITION NOTES:

- 1 EXISTING CEILING GRID & TILES, LIGHTS, SPRINKLERS, AND MECHANICAL REGISTERS TO REMAIN, UNLESS NOTED OTHERWISE.
- 2 REMOVE EXISTING CEILING TILE & GRID COMPLETELY FOR NEW ROOM LAYOUT.
- 3 REMOVE PORTION OF EXISTING CEILING GRID AND TILES.
- 4 REMOVE & SALVAGE EXISTING MECHANICAL REGISTER
- 5 REMOVE EXISTING LIGHT FIXTURE
- 6 RELOCATE EXISTING SPRINKLER HEAD
- 7 EXISTING SPRINKLER HEAD TO REMAIN
- 8 EXISTING LIGHT FIXTURE SHALL REMAIN




PARTIAL REFLECTED CEILING PLAN
NEW CONSTRUCTION

SCALE: 1/4" = 1'-0"



KEYED REFLECTIVE CEILING PLAN NEW CONSTRUCTION NOTES:

- 1 EXISTING CEILING SHALL REMAIN.
- 2 INSTALL SUSPENDED ACOUSTICAL TILE CEILING: USG 2x2 SQUARE WATER RESISTANT W/ A LAY-IN 1 5/16" GRID.
- 3 REINSTALL EXISTING MECHANICAL SUPPLY REGISTER AT NEW LOCATION & ADJUST DUCTWORK.
- 4 NEW 2x4 LED LIGHT FIXTURES - REFER TO POWER PLAN
- 5 INSTALL NEW MECHANICAL SUPPLY REGISTER & CONNECT NEW DUCTWORK TO EXISTING DUCT WORK.
- 6 INSTALL NEW SPRINKLER HEAD AND CONNECT TO EXISTING WATER LINES.
- 7 RELOCATE EXISTING SPRINKLER TO NEW LOCATION.
- 8 EXISTING SPRINKLER TO REMAIN
- 9 NEW ELECTRICAL RACEWAY UP THROUGH CEILING.
- 10 EXISTING LIGHT FIXTURE SHALL REMAIN
- 11 INSTALL NEW EGG CREATE REGISTER FOR THE NEW EXHAUST.




DATE
02/12/2024

**RENOVATION FOR NEW TOILET FACILITIES AT
PIERCE MIDDLE SCHOOL**
199 EAST 70TH AVE.
MERRILLVILLE, INDIANA 46410

CSK ARCHITECTS, P.C.
THOMAS E. KUHN AIA, CSI, ALA - SCOTT GOODWIN AIA, ALA, LEED AP - JEREMY S. GILBERT CSI
6919 W. LINCOLN HIGHWAY
CROWN POINT, IN 46307
219-322-5950
www.cskarchitects.com

24018

SHEET
A
2.1.0



DATE
02/12/2024

RENOVATION FOR NEW TOILET FACILITIES AT
PIERCE MIDDLE SCHOOL
199 EAST 70TH AVE.
MERRILLVILLE, INDIANA 46410

CSK ARCHITECTS, P.C.
THOMAS E. KUHN AIA, CSI, ALA - SCOTT GOODWIN AIA, ALA, LEED AP - JEREMY S. GILBERT CSI
6919 W. LINCOLN HIGHWAY
CROWN POINT, IN 46307
www.cskarchitects.com
219-322-5950

24018

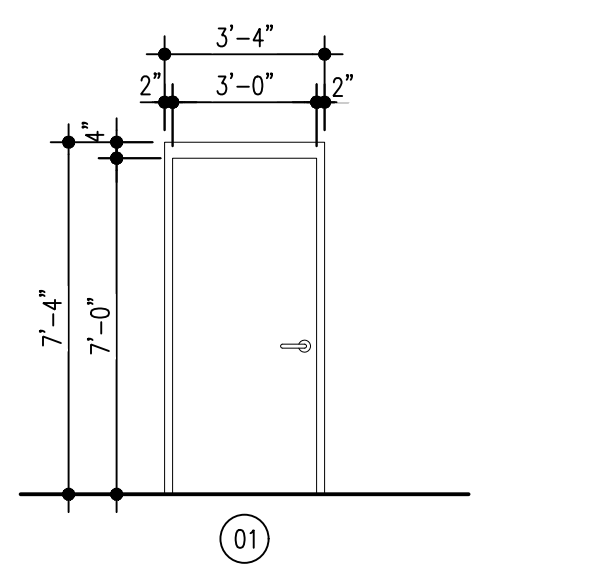
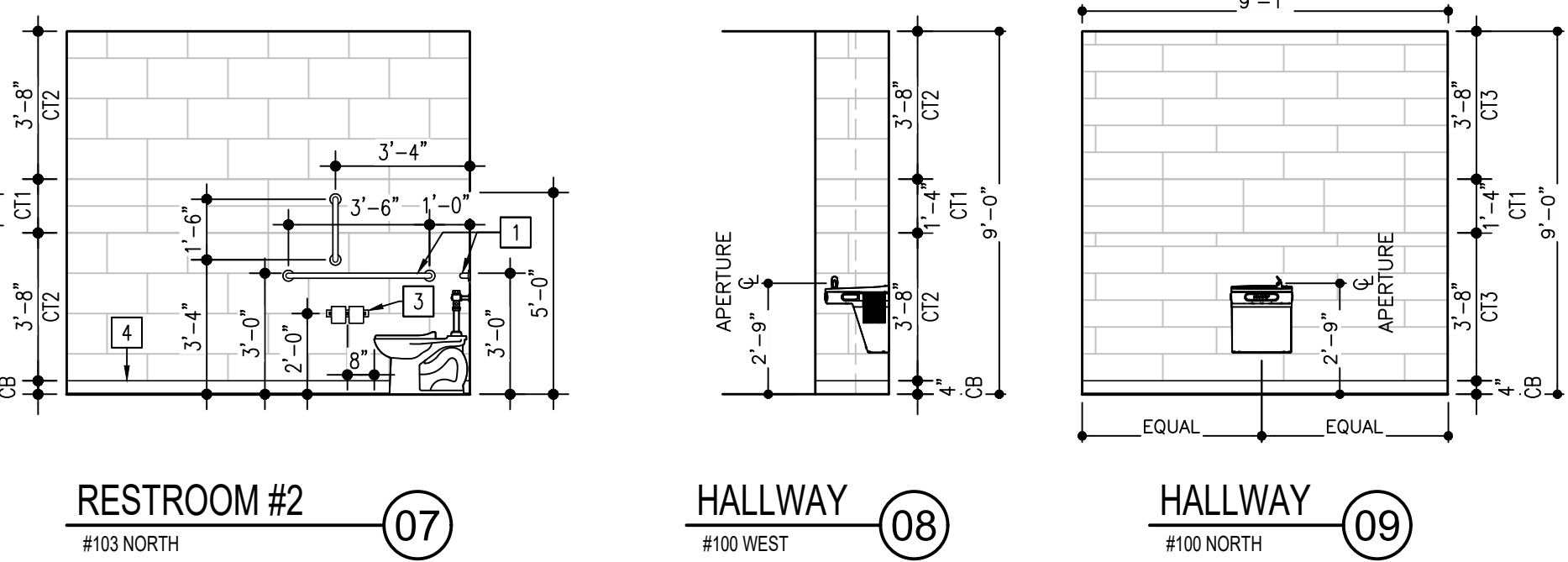
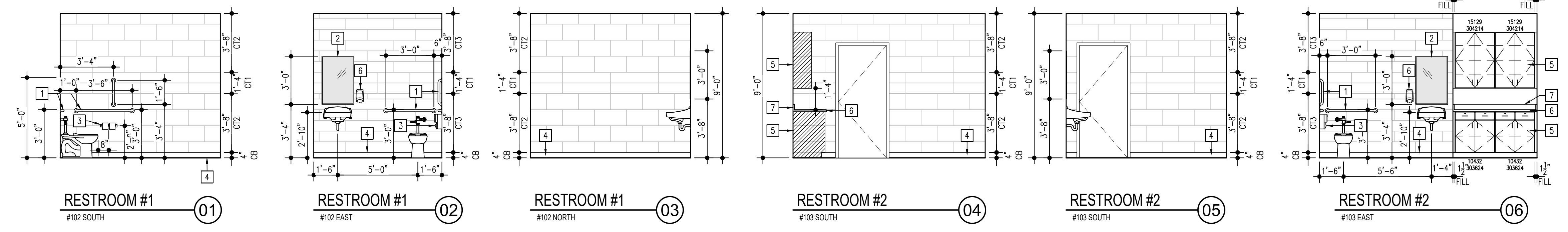
SHEET
A
7.1.0

INTERIOR ELEVATIONS KEY NOTES

INTERIOR ELEVATION KEY NOTES

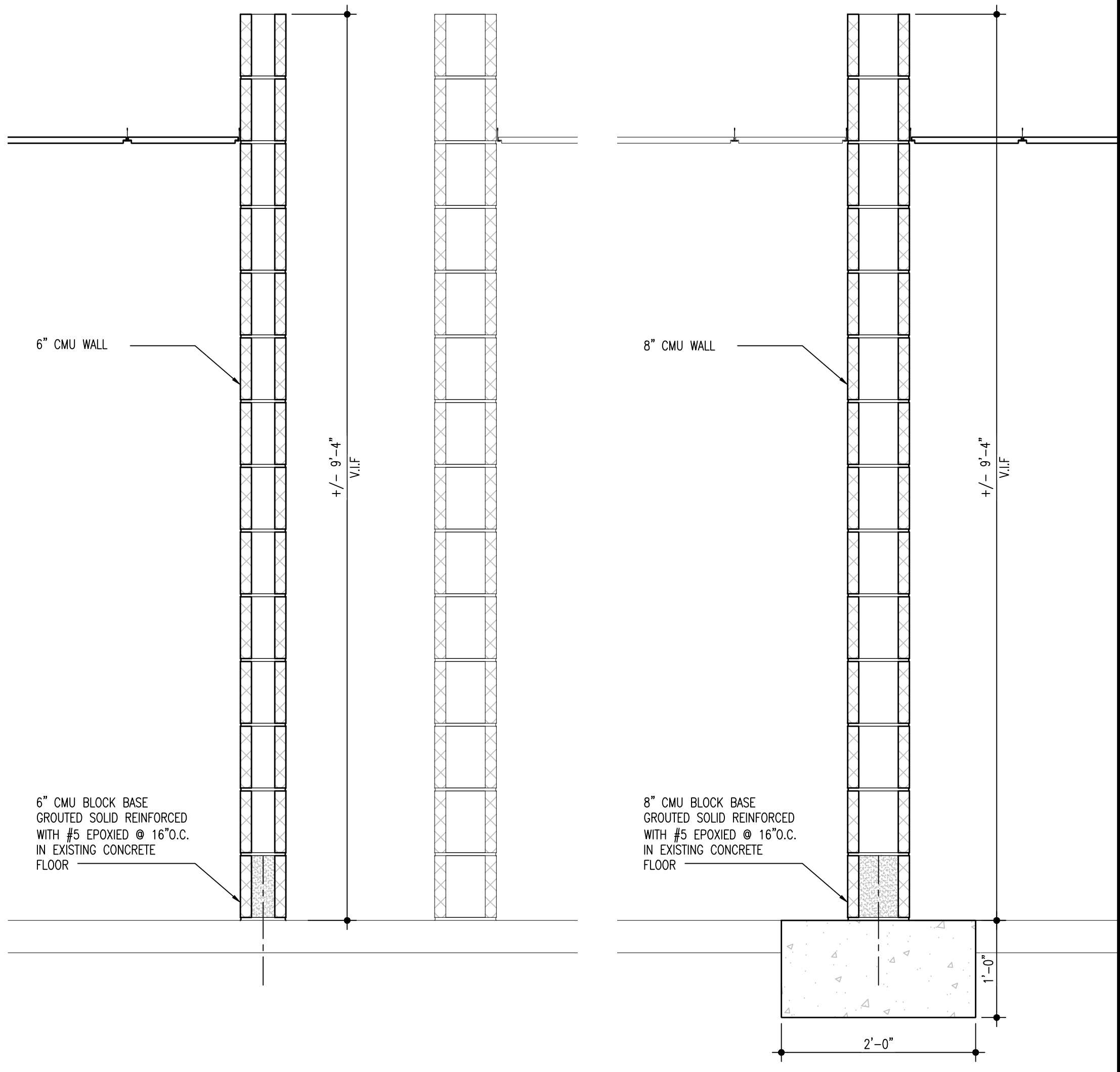
1. ADA GRAB BARS - REFER TO TOILET ACCESSORIES SCHEDULE
2. 24"x36" MIRRORS - REFER TO TOILET ACCESSORIES SCHEDULE
3. TOILET TISSUE DISPENSER - REFER TO TOILET ACCESSORIES SCHEDULE
4. BASE - REFER TO ROOM FINISH SCHEDULE (TYP)
5. CASEWORK - PLASTIC LAMINATE
6. COUNTER TOP - PLASTIC LAMINATE
7. 4" BACK SPLASH

INTERIOR ELEVATIONS
SCALE: 1/4" = 1'-0"



DOOR SCHEDULE
SCALE: NTS

RESTROOM
DOOR: 3'-0"x7'-0"x1 3/4" SOLID CORE WOOD DOOR - MATCH EXISTING DOOR FINISHES
FRAME: 2" x 5 7/8" HM FRAME
HINGES: 1 1/2" PAIR BUTTS 4 1/2 x 4 1/2 "STANLEY" FBB-179-260
LOCKSET: FRMACH; "SARGENT OCCUPANCY INDICATOR" V20-6267-0-J-RH-260
SURFACE CLOSER: "LOW" 4040XP w/ CUSH-N-STOP ARM
DOOR & FRAME TO BE PAINTED. COLOR CONFIRMED BY OWNER



WALL SECTION 2
SCALE: 1" = 1'-0" (A7.1.0)

WALL SECTION 1
SCALE: 1" = 1'-0" (A7.1.0)

FIRST FLOOR ROOM FINISH SCHEDULE

ROOM NO	ROOM NAME	FLOOR	BASE	WALLS								CEILING			NOTES
				NORTH		SOUTH		EAST		WEST		MT'L	FIN	HGT	
				MT'L	FIN	MT'L	FIN	MT'L	FIN	MT'L	FIN				
100	EXISTING HALLWAY	LVT	VB	EX	PNT1	EX	PNT1	EX	PNT1	EX	PNT1	EX	---	EX	
100A	WATER FOUNTAIN	CT4	CB	EX	CT2/CT1	CMU	CT2/CT3	CMU	CT2/CT1	CMU	CT2/CT3	EX	---	EX	#1
101	EXISTING CLASSROOM	LVT	VB	EX	PNT1	EX	PNT1	EX	PNT1	EX	PNT1	EX	---	EX	
102	RESTROOM #1	CT4	CB	CMU	CT2/CT3	CMU	CT2/CT3	CMU	CT2/CT1	CMU	CT2/CT3	SAT	---	EX	#1
103	RESTROOM #2	CT4	CB	CMU	CT2/CT3	CMU	CT2/CT3	CMU	CT2/CT1	CMU	CT2/CT3	SAT	---	EX	#1
104	CORRIDOR	LVT	VB	EX	EX	EX	EX	EX	EX	EX	EX	EX	---	EX	

FINISH MATERIAL LEGEND

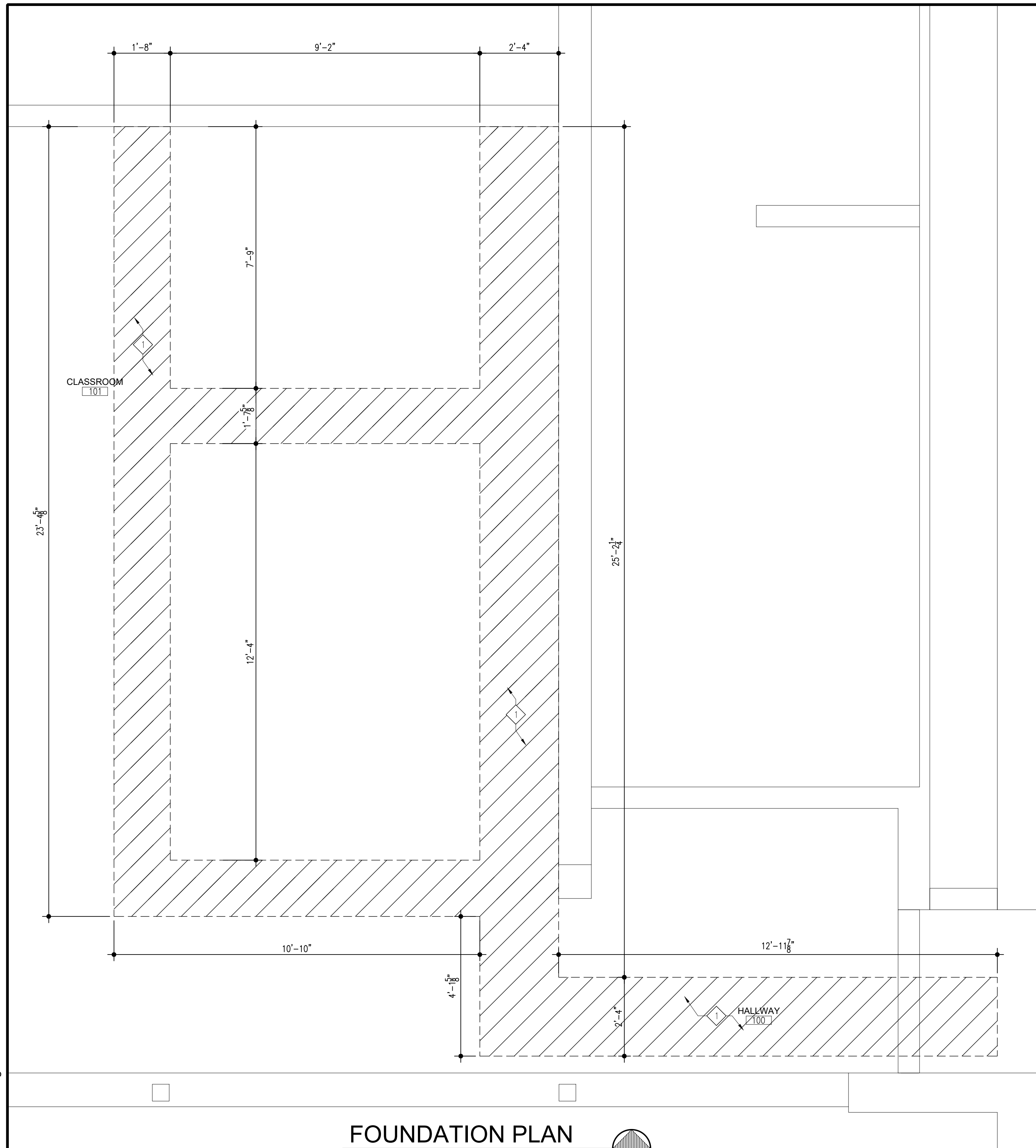
DESCRIPTION
CMU CONCRETE MASONRY UNIT
CRPT1 CARPET TILE: "INTERFACE" AERIAL COLLECTION; AE315; STYLE#163230AK00; COLOR 105815 SMIKE/IRIS. SIZE 25cm x 1m
CB CERAMIC COVE BASE
CT1 WALL TILE #1 AMERICAN OLEAN - COLORSTORY CUSTOM 8"x24" STRAIGHT STACK - COLOR DEVOTION
CT2 WALL TILE #2 ATLAS - FRAY 12"x24" 1/2" OFFSET - COLOR: PEARL
CT3 WALL TILE #3: CROSSVILLE - NEST 8"x36" 1/2"
CT4 2x2 MOSAIC TILE KEYSTONES BY DAL TILE - COLOR TO BE SELECTED
EX EXISTING
GYP GYPSUM BOARD: 5/8" FIRECODE TYPE "X"
PNT1 PAINT - VERIFY COLOR WITH OWNER
PNT2 PAINT - PURPLE 12" ACCENT STRIP - VERIFY COLOR WITH OWNER.
SAT SUSPENDED ACOUSTICAL TILE CEILING: ARMSTRONG #895 2'x 4'x 5/8" FISSED SQUARE LAY-IN w/ 1/8" GRID.
VB JOHNSONITE 4" VINYL BASE - VERIFY COLOR WITH OWNER

ROOM FINISH SCHEDULE
SCALE: NTS

NOTES: 1. REFER TO THE INTERIOR ELEVATIONS FOR THE WALL TILE LAYOUT

x:\merrillville schools\24018 pierce special ed restroom\Drawings\700 interior elevations.dwg

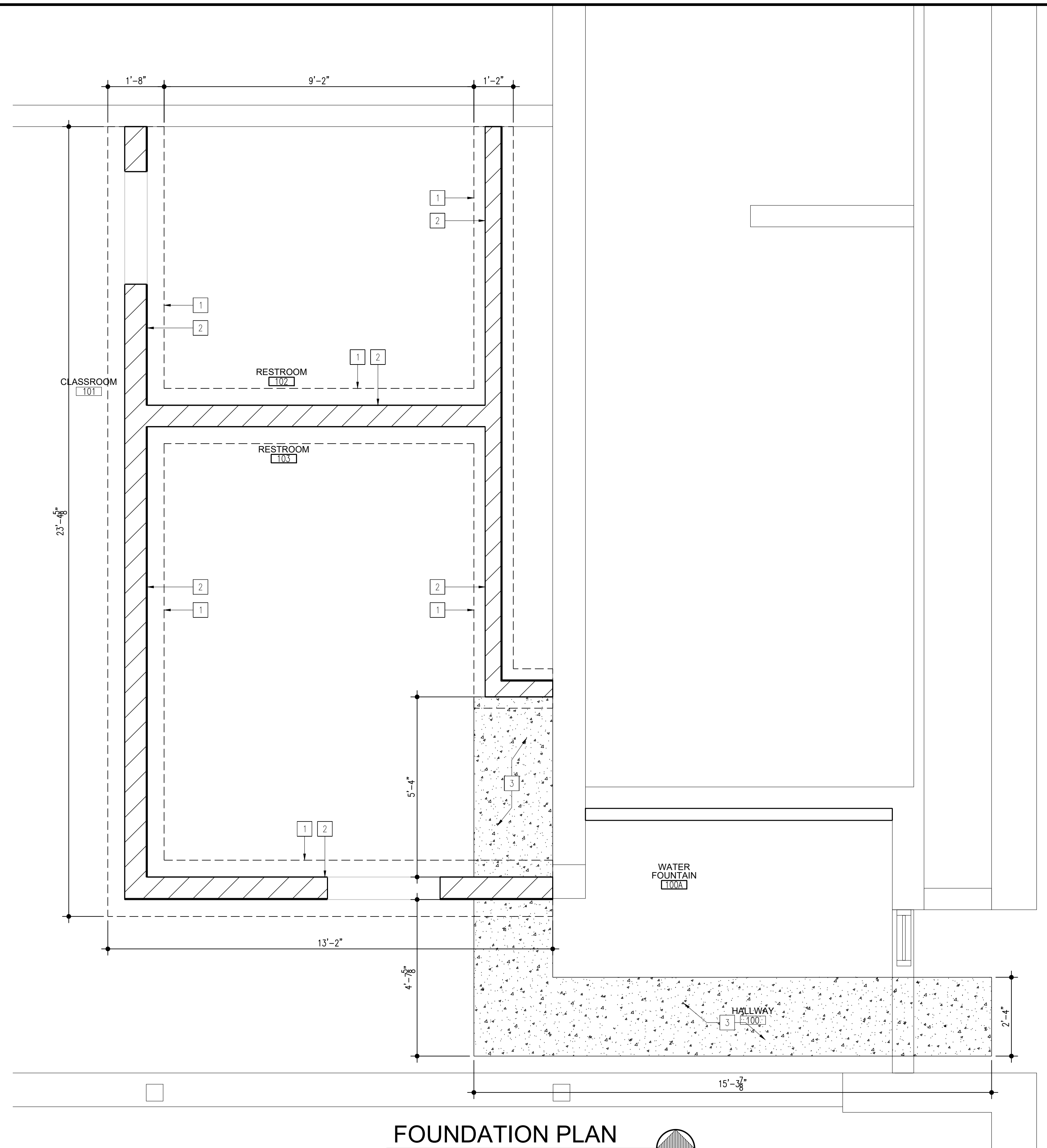
x:\merrillville schools\24018 pierce special ed restroom\Drawings\100 foundation.dwg



FOUNDATION PLAN
NEW CONSTRUCTION SCALE: 1/2" = 1'-0"




KEYED FOUNDATION DEMOLITION NOTES
1 REMOVE AREA OF CONCRETE SLAB AND GRADE BELOW.



FOUNDATION PLAN
NEW CONSTRUCTION SCALE: 1/2" = 1'-0"



KEYED FOUNDATION NEW CONSTRUCTION NOTES
1 12"x24" THICKENED SLAB W/ (2) #5 CONT.
2 MASONRY WALL SYSTEM - REFER TO ARCHITECTURAL DRAWING.
3 4" CONCRETE SLAB w/ WATER VAPOR REDUCING ADMIXTURE (WVRD); VAPOR LOCK 20/20; & 6x6 W1.4/W1.4 WVR ON 15 MIL VAPOR RETARDER ON 6" MIN COMP. GRANULAR FILL. ATTACHED TO EXISTING SLAB WITH EPOXY 3/4" DOWELS @ 24" O.C.
4 (2) 3 1/2" x 3 1/2" x 3/16" STEEL LINTELS



DATE
02/12/2024

RENOVATION FOR NEW TOILET FACILITIES AT
PIERCE MIDDLE SCHOOL
199 EAST 70TH AVE.
MERRILLVILLE, INDIANA 46410

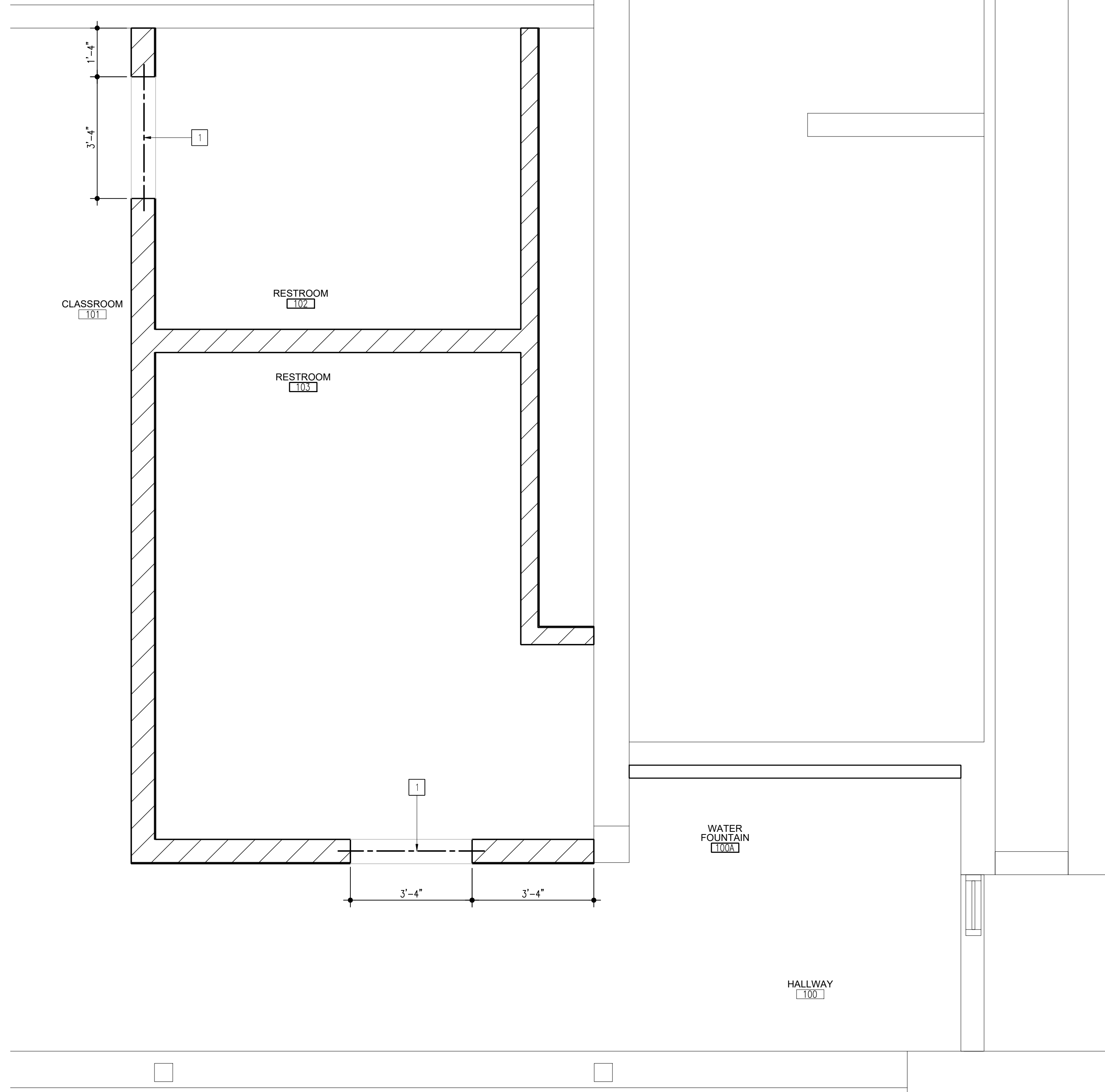
CSK ARCHITECTS, P.C.

THOMAS E. KUHN AIA, CSI, ALA - SCOTT GOODWIN AIA, LEED AP - JEREMY S. GILBERT CSI
6919 W. LINCOLN HIGHWAY
219-322-5950
CROWN POINT, IN 46307
www.cskarchitects.com

24018

SHEET
S
1.1.0


x:\merrillville schools\24018 pierce special ed restroom\Drawings\100 foundation.dwg



STRUCTURAL PLAN
NEW CONSTRUCTION SCALE: 1/2" = 1'-0"



KEYED STRUCTURAL NEW CONSTRUCTION NOTES
 1 (2) 3 1/2" x 3 1/2" x 3/16" STEEL LINTELS - PAINT STEEL TO MATCH WALLS.



DATE
02/12/2024

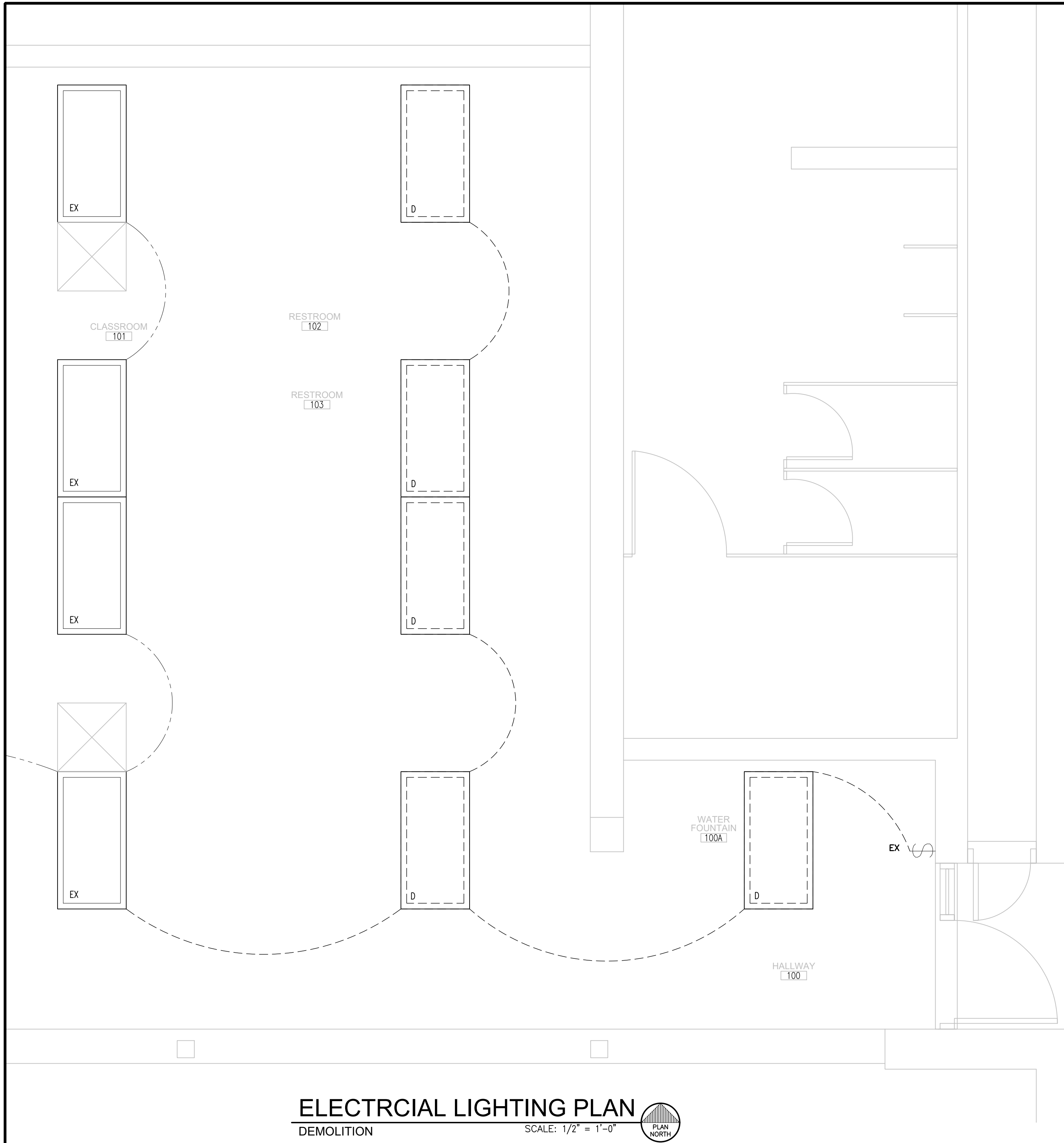
RENOVATION FOR NEW TOILET FACILITIES AT
 PIERCE MIDDLE SCHOOL
 199 EAST 70TH AVE.
 MERRILLVILLE, INDIANA 46410

CSK ARCHITECTS, P.C.
 THOMAS E. KUHN, AIA, CSI, ALA - SCOTT GOODWIN AIA, ALA, LEED AP - JEREMY S. GILBERT CSI
 6919 W. LINCOLN HIGHWAY
 219-322-5950
 www.cskarchitects.com
 CROWN POINT, IN 46307

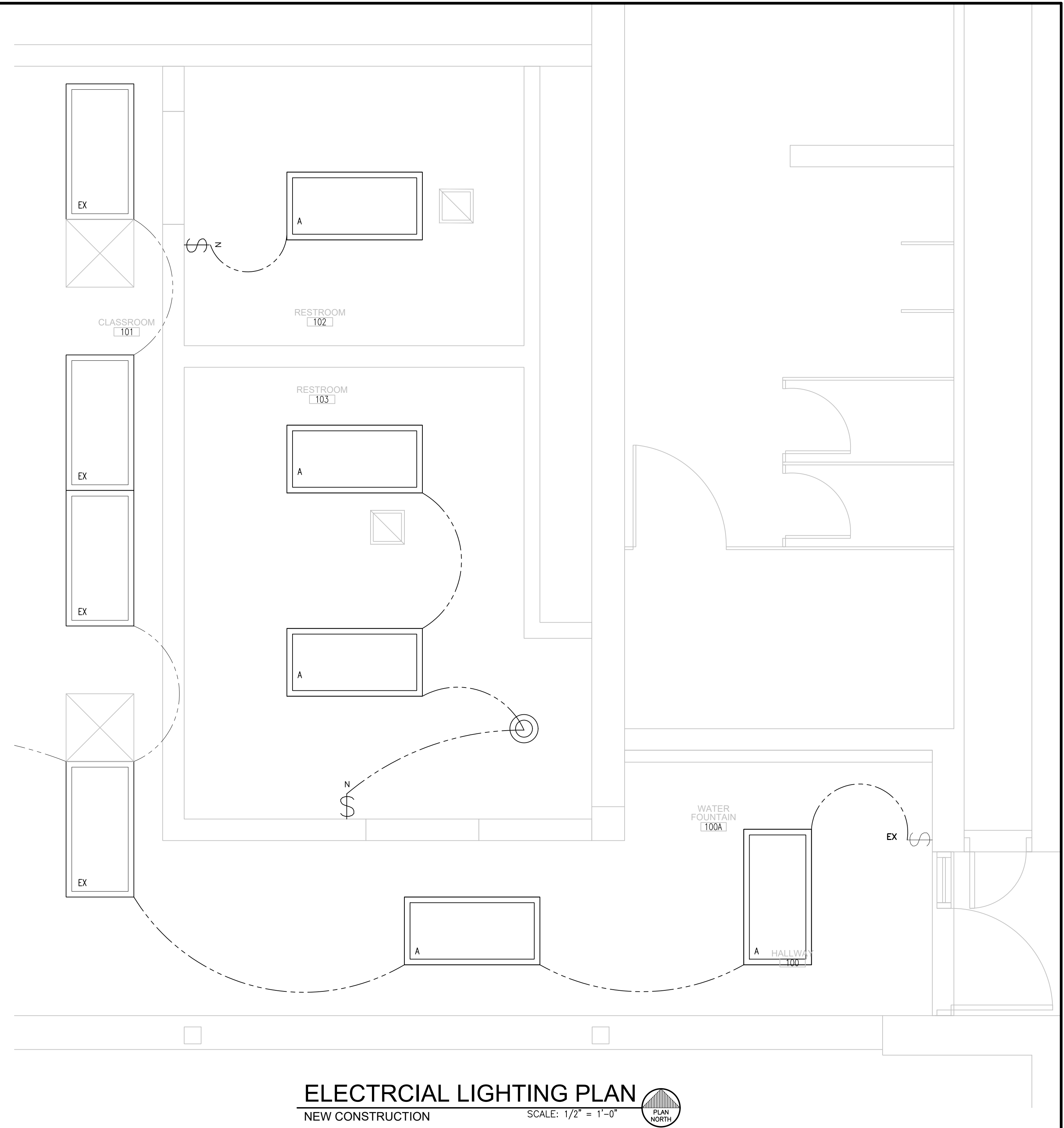
24018

SHEET
S
 2.1.0

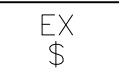
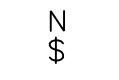
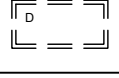

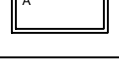

x:\merrillville schools\24018 pierce special ed restroom\Drawings\le100 lighting.dwg




ELECTRICAL LIGHTING PLAN
DEMOLITION
SCALE: 1/2" = 1'-0" 



ELECTRICAL LIGHTING PLAN
NEW CONSTRUCTION
SCALE: 1/2" = 1'-0" 

LEGEND	
SYMBOL	DESCRIPTION
	EXISTING SWITCH SHALL REMAIN
	NEW 48" A.F.F. WALL OCCUPANCY SENSOR, DUAL TECHNOLOGY LIGHT SWITCH, WHITE, JUNCTION BOX, CONDUIT AND WIRING—CONNECT TO EXISTING ELECTRICAL CIRCUITING AS REQUIRED.
	EXISTING LIGHT FIXTURE TO BE REMOVED & PREP JUNCTION BOX & WIRING AS REQUIRED FOR NEW ROOM LAYOUT.
	EXISTING LIGHT FIXTURE TO REMAIN
	NEW LITHONIA, 2'X4' LED CENTER BASKET TROFFER: 28LT4 40L W/OLT ADP E21 LP840.
	NEW LITHONIA, 2'X4' LED CENTER BASKET TROFFER: 28LT4 40L W/OLT ADP E21 LP840.



DATE
02/12/2024

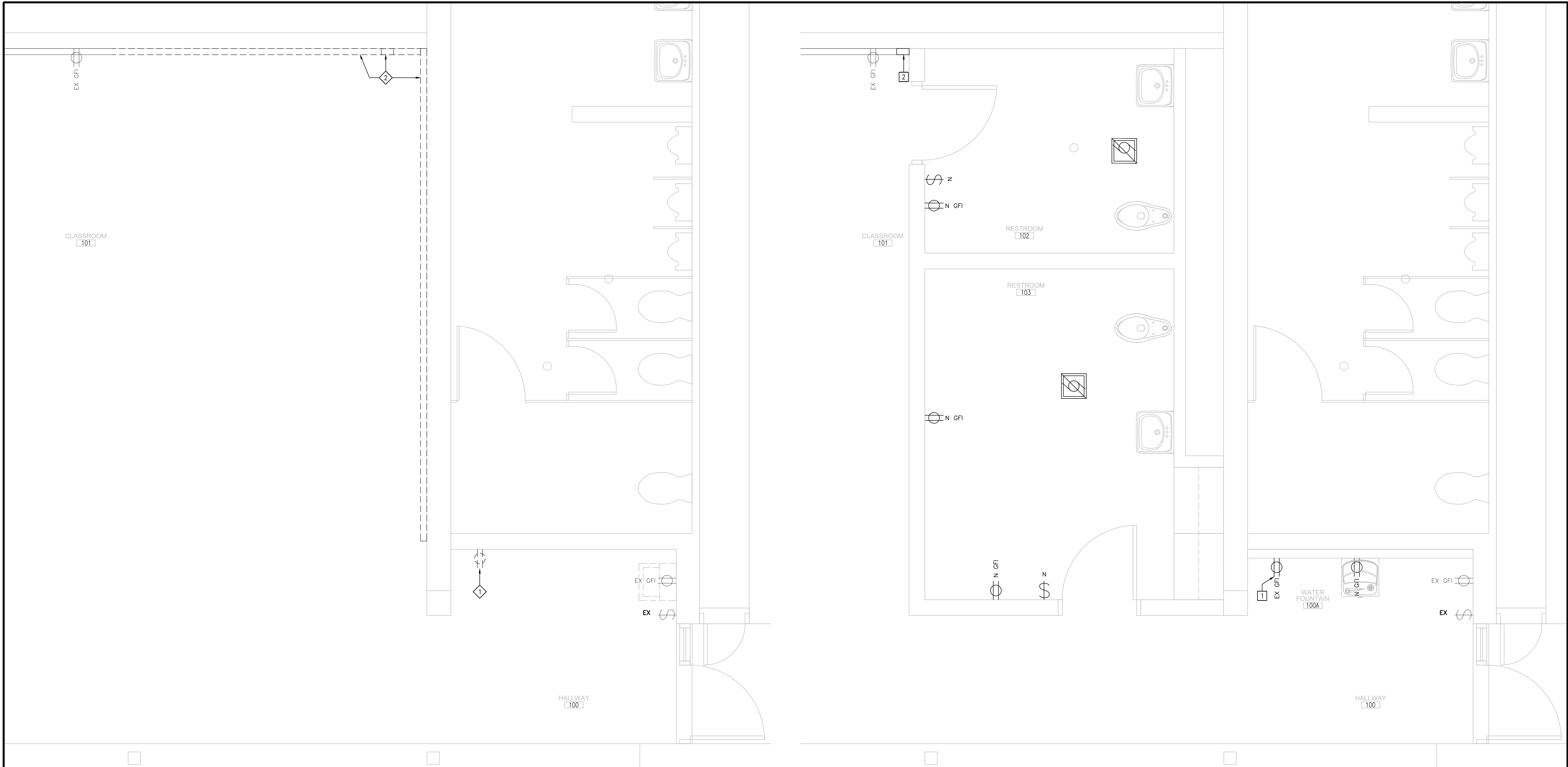
**RENOVATION FOR NEW TOILET FACILITIES AT
PIERCE MIDDLE SCHOOL**
199 EAST 70TH AVE.
MERRILLVILLE, INDIANA 46410

CSK ARCHITECTS, P.C.
THOMAS E. KUHN, AIA, CSI, AIA - SCOTT GOODWIN AIA, AIA, LEED AP - JEREMY S. GILBERT CSI
6919 W. LINCOLN HIGHWAY
CROWN POINT, IN 46307
219-322-5950
www.cskarchitects.com

24018


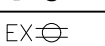
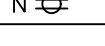

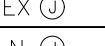



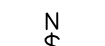

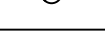
SHEET
E
1.1.0

x:\merrillville schools\24018 pierce special ed restroom\Drawings\200 power.dwg




ELECTRICAL POWER PLAN
DEMOLITION SCALE: 1/2" = 1'-0" 

- GENERAL POWER PLAN DEMOLITION NOTES:**
- FIELD VERIFY ALL EXISTING DIMENSIONS AND CONDITIONS PRIOR TO DEMOLITION.
 - CONTRACTOR IS RESPONSIBLE FOR REMOVAL OF ALL DEMOLITION MATERIAL AND PLACING IN DUMPSTER DURING THE DURATION OF THE CONSTRUCTION PROJECT.
 - CONTRACTOR MUST REPAIR ALL SURFACES AFFECTED BY DEMOLITION. MATCH AND PATCH AS REQUIRED.
- KEYED POWER PLAN DEMOLITION NOTES:**
- REMOVE EXISTING RECEPTACLES & PREP J-BOX TO BE EXTENDED INTO NEW WALL.
 - REMOVE PORTION OF EXISTING SURFACE MOUNTED RACEWAY & ALL RECEPTACLES. PREP WIRING WITHIN RACEWAY FOR NEW ROOM LAYOUT. MATCH & PATCH WALL.

LEGEND	
SYMBOL	DESCRIPTION
	EXISTING RECEPTACLE TO BE REMOVED
	EXISTING RECEPTACLE TO REMAIN
	NEW DUPLEX RECEPTACLE +16" A.F.F.-UNO
	NEW SURFACE MOUNTED RECEPTACLE +16" A.F.F.-UNO. PROVIDE SURFACE MOUNTED RACEWAY WITH NEW CONDUIT FROM NEAREST POWER SOURCE-CONNECT TO EXISTING ELECTRICAL PANEL AS REQUIRED
	EXISTING J-BOX TO REMAIN
	NEW J-BOX & 3/4" CONDUIT
	EXISTING DATA & VOICE JACK TO REMAIN
	EXISTING SWITCH TO BE REMOVED & PROVIDE FACE PLATE AS REQUIRED
	EXISTING SWITCH TO BE REMAIN
	NEW 48" A.F.F. WALL OCCUPANCY SENSOR, DUAL TECHNOLOGY LIGHT SWITCH, WHITE, JUNCTION BOX, CONDUIT AND WIRING-CONNECT TO EXISTING ELECTRICAL CIRCUITING AS REQUIRED.
	MOTOR

ELECTRICAL POWER PLAN
NEW CONSTRUCTION SCALE: 1/2" = 1'-0" 

- GENERAL POWER PLAN NEW CONSTRUCTION NOTES:**
- FIELD VERIFY ALL EXISTING DIMENSIONS & CONDITIONS PRIOR TO START CONSTRUCTION.
 - NEW RECEPTACLES SHALL BE CIRCUITED TO EXISTING POWER PANELS WITHIN THE STORAGE ROOM NORTH OF FHW COACHES OFFICE.
- KEYED POWER PLAN NEW CONSTRUCTION NOTES:**
- EXTEND JUNCTION BOX INTO NEW WALL AND PROVIDE A GFI RECEPTACLE.
 - INSTALL NEW SURFACE MOUNT WIRE MOLD RACEWAYS UP TO CEILING. CONNECT TO EXISTING RACEWAYS.
 - PROVIDE A POWER & JUNCTION BOX WITH 3/4" CONDUIT AT NEW EXHAUST FAN WITHIN CEILING. COORDINATE LOCATION WITH MECHANICAL CONTRACTOR.



DATE
02/12/2024


**RENOVATION FOR NEW TOILET FACILITIES AT
PIERCE MIDDLE SCHOOL**
199 EAST 70TH AVE.
MERRILLVILLE, INDIANA 46410

CSK ARCHITECTS, P.C.
THOMAS E. KUHN AIA, CSI, AIA - SCOTT GOODWIN AIA, ALA, LEED AP - JEREMY S. GILBERT CSI
6919 W. LINCOLN HIGHWAY
CROWN POINT, IN 46307
www.cskarchitects.com
219-322-5950

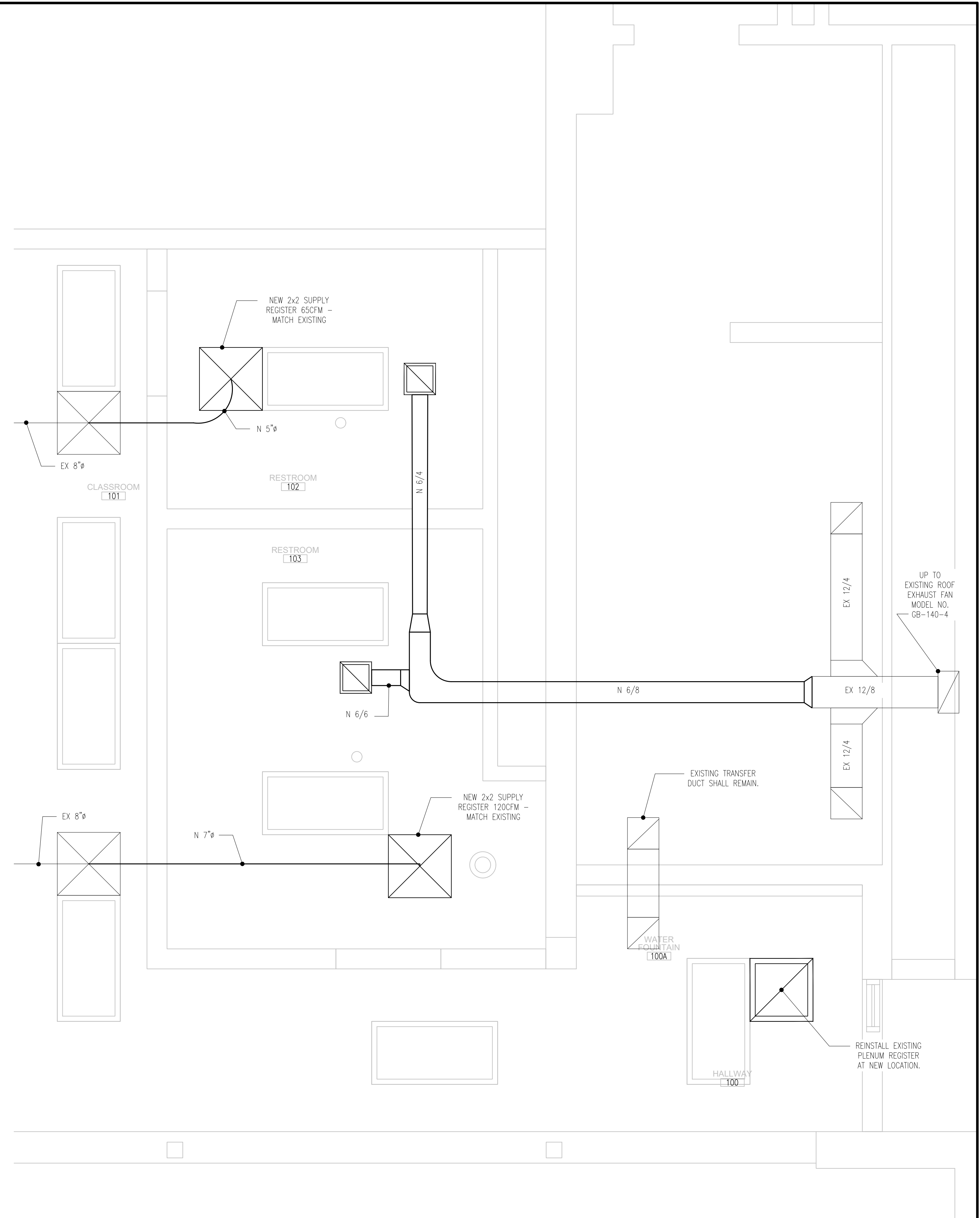
24018

SHEET
E
2.1.0


x:\merrillville schools\24018 pierce special ed restroom\Drawings\100 mechanical ductwork.dwg



MECHANICAL DUCTWORK PLAN
 DEMOLITION
 SCALE: 1/4" = 1'-0"
 PLAN NORTH



MECHANICAL DUCTWORK PLAN
 NEW CONSTRUCTION
 SCALE: 1/4" = 1'-0"
 PLAN NORTH




DATE
02/12/2024

**RENOVATION FOR NEW TOILET FACILITIES AT
 PIERCE MIDDLE SCHOOL**
 199 EAST 70TH AVE.
 MERRILLVILLE, INDIANA 46410

CSK ARCHITECTS, P.C.
 THOMAS E. KUHN AIA, CSI, ALA - SCOTT GOODWIN AIA, ALA, LEED AP - JEREMY S. GILBERT CSI
 6919 W. LINCOLN HIGHWAY
 219-322-5950
 www.cskarchitects.com

24018

SHEET
M
 1.1.0



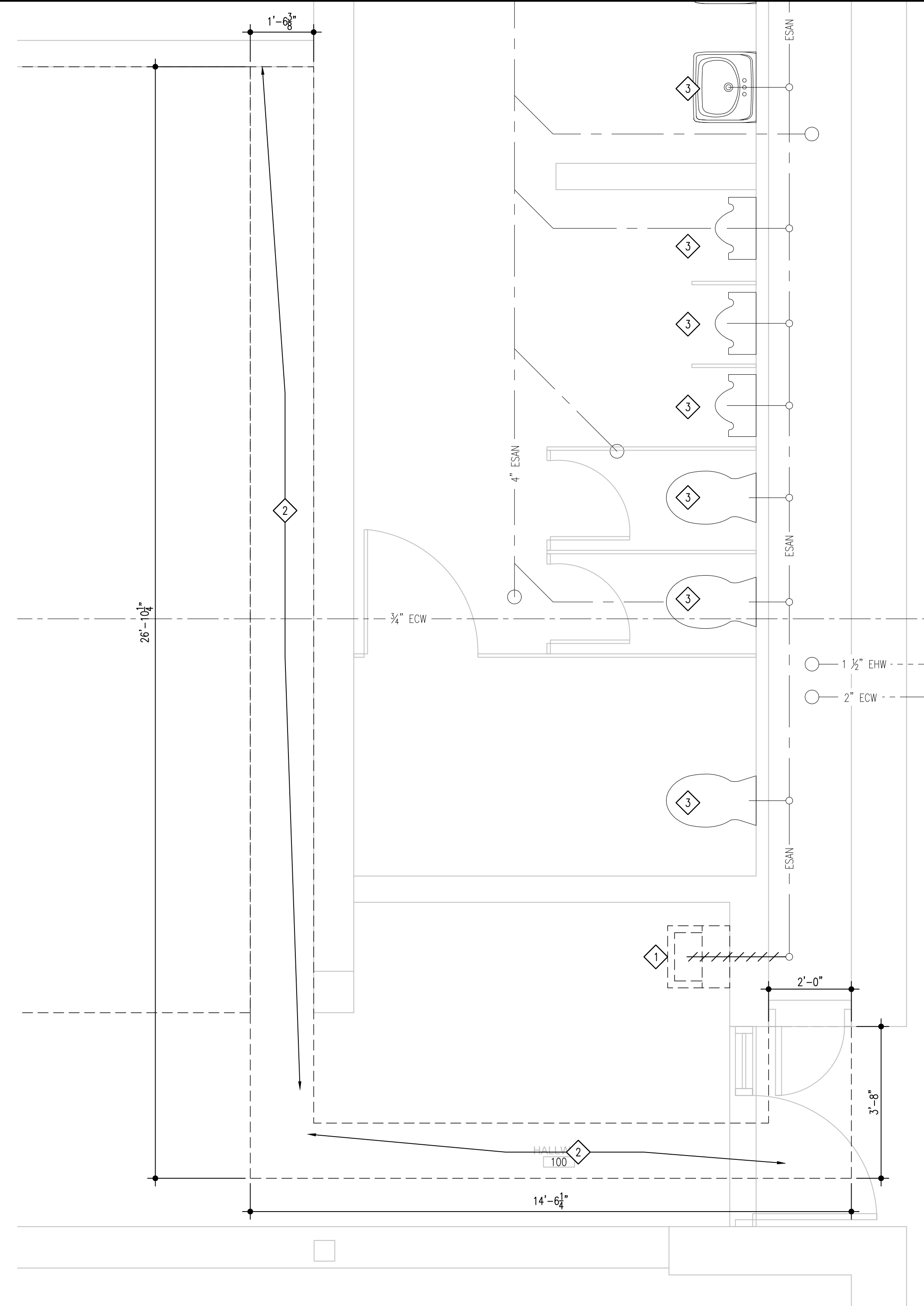
DATE
02/12/2024

RENOVATION FOR NEW TOILET FACILITIES AT
PIERCE MIDDLE SCHOOL
199 EAST 70TH AVE.
MERRILLVILLE, INDIANA 46410

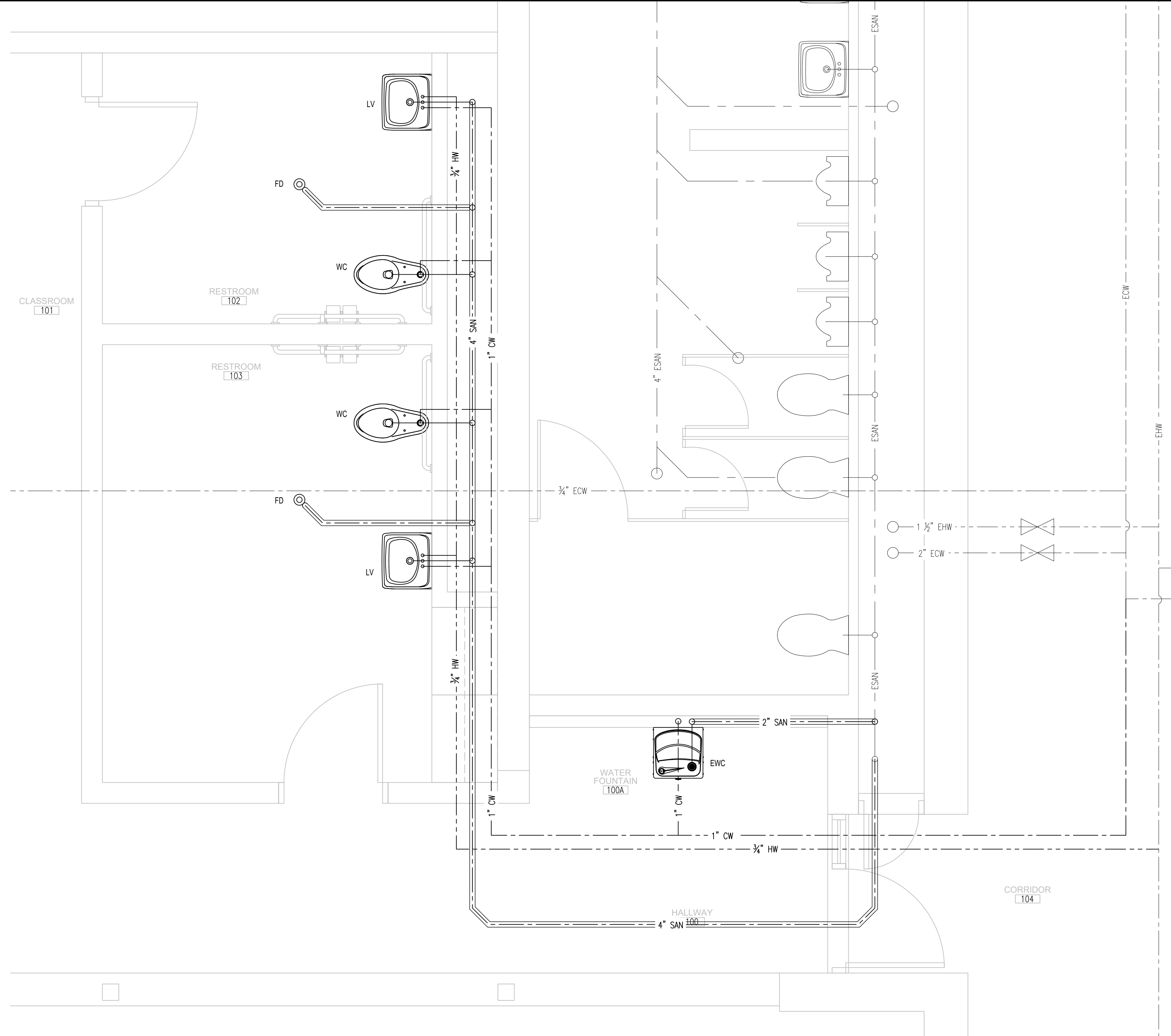
CSK ARCHITECTS, P.C.
THOMAS E. KUHN AIA, CSI, ALA - SCOTT GOODWIN AIA, ALA, LEED AP - JEREMY S. GILBERT CSI
6919 W. LINCOLN HIGHWAY
CROWN POINT, IN 46307
www.cskarchitects.com
219-322-5950

24018

SHEET
P
1.1.0



PLUMBING PLAN
DEMOLITION SCALE: 1/2" = 1'-0" PLAN NORTH



PLUMBING PLAN
NEW CONSTRUCTION SCALE: 1/2" = 1'-0" PLAN NORTH

PLUMBING FIXTURE SCHEDULE			
TAG	DESCRIPTION	SPECIFICATION	REMARKS
WC1	WALL MOUNTED, WATER CLOSET	AMERICAN STANDARD "MADERA", FLOOR MOUNTED ELONGATED, WHITE VITREOUS CHINA, TOILET 1.6 GPF, PROVIDE BOLT CAPS. SLOAN ROYAL II #111 1.6 GPF, WATER CLOSET FLUSH VALVE. BEIMS "OLSONITE" #8555CT, WHITE, ELONGATED, OPEN FRONT, S.S. EXTERNAL CHECK HINGE. ZURN Z1200 SERIES, ADJUSTABLE CLOSET CARRIER.	1. QUANTITY PER FLOOR PLAN.
LV	LAVATORY	AMERICAN STANDARD #0355.912 WHITE "LUCERNE" WALL-HUNG LAVATORY. CHICAGO FAUCET SINGLE LEVER LAVATORY FAUCET, CHROME, LEAD FREE, WITH S.S. FLEXIBLE BRAIDED FAUCET WATER CONNECTOR AND BRASSCRAFT #3CR19X-C 1/2" COMP x 3/8" COMP CHROME ANGLE STOP w/ LOOSE KEY LEAD FREE. CAST BRASS "P" TRAP W/CO. TRUEBRO "LAV GUARD2" ADA-COMPLIANT UNDERSINK PIPE PROTECTION, ANTIMICROBIAL RESILIENT MOLDED VINYL. ZURN #21231 CONCEALED ARM CARRIER.	1. PROVIDE ADA COVERS ON ALL EXPOSED PIPING.
FD	FLOOR DRAIN	ZURN ZN-415N CAST IRON FLOOR DRAIN.	1. QUANTITY PER FLOOR PLAN.
EWC	WATER COOLER	"ELKAY" EZSBL, WALL MOUNT ADA COOLER NON-FILTERED REFRIGERATED LIGHT GRAY, GRANITE, CHILLING CAPACITY OF 8.0 GPH AT 50°F. FURNISHED WITH FLEXI-GUARD SAFETY BUBBLER, FOR INDOOR APPLICATION. PROVIDE WALL CARRIER.	

GENERAL PLUMBING NOTES:
1. ALL NEW PLUMBING EQUIPMENT SHALL BE SECURELY FASTENED TO THE BUILDING STRUCTURE.
2. COORDINATE WITH ARCHITECTURAL, ELECTRICAL, MECHANICAL AND STRUCTURAL PLANS FOR ADDITIONAL INFORMATION.

PLUMBING NEW CONSTRUCTION GENERAL NOTES:
1. FIELD VERIFY ALL EXISTING DIMENSIONS & CONDITIONS PRIOR TO CONSTRUCTION.
2. ALL WORK SHALL BE IN FULL ACCORDANCE WITH THE INDIANA PLUMBING CODE, 2012 EDITION (INTERNATIONAL PLUMBING CODE, 2006 EDITION).
3. CONTRACTOR IS RESPONSIBLE FOR PATCHING, REPAIRING AND SEALING ALL OPENINGS AND/OR PENETRATIONS CREATED AS A RESULT OF THEIR WORK, INCLUDING BUT NOT LIMITED TO ROOF, WALL, AND FLOOR OPENINGS/PENETRATIONS AND OPENINGS CREATED AS A RESULT OF THE DEMOLITION OR REMOVAL OF ITEMS.

x:\merrillville schools\24018 pierce special ed restroom\Drawings\p100 plumbing.dwg

GENERAL PLUMBING DEMOLITION NOTES:
1. CONTRACTORS MUST FIELD VERIFY ALL EXISTING DIMENSIONS AND CONDITIONS PRIOR TO CONSTRUCTION.
2. VERIFY ANY PLUMBING REMOVAL PRIOR TO DEMOLITION.
3. ALL EXISTING TOILET ACCESSORIES TO REMAIN WILL BE SALVAGED BY OWNER.
4. NOT ALL DEMOLITION KEY NOTES WILL BE ON ALL DEMOLITION DRAWINGS.
5. CONTRACTOR WHOSE WORK CREATES THE OPENING OR PENETRATION IS RESPONSIBLE FOR PATCHING, REPAIRING AND SEALING THE OPENING OR PENETRATION, INCLUDING BUT NOT LIMITED TO ROOF OPENINGS, WALL OPENINGS AND FLOOR OPENINGS AND INCLUDING THE DEMOLITION OR REMOVAL OF ITEMS.

PLUMBING DEMOLITION KEYED NOTES:
1 REMOVE EXISTING PLUMBING FIXTURE COMPLETELY REMOVE & EXISTING WATER SUPPLY & SANITATION LINES FOR NEW LAYOUT.
2 REMOVE AREA OF FLOORING FOR NEW PLUMBING CHASE
3 EXISTING PLUMBING FIXTURE SHALL REMAIN

PIPING LEGEND:
 - - - - - EXISTING PIPING TO BE REMOVED
 --- ECW --- EXISTING COLD WATER SUPPLY
 --- EHW --- EXISTING HOT WATER SUPPLY
 --- ESAN --- EXISTING SANITARY PIPING
 --- CW --- NEW COLD WATER SUPPLY
 --- HW --- NEW HOT WATER SUPPLY
 --- SAN --- NEW SANITARY PIPING
 --- SAN --- NEW BELOW GRADE SANITARY PIPING
 - - - - - V - - - - - NEW VENT PIPING
 CTE CONNECT TO EXISTING