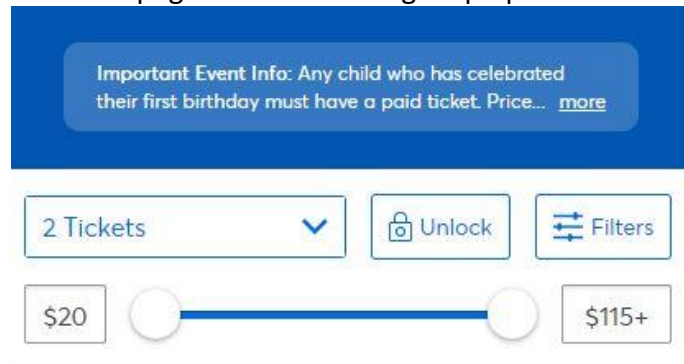


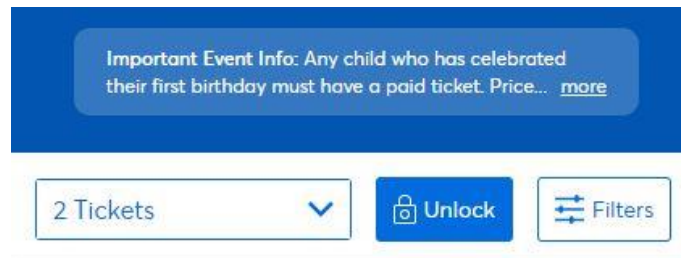
Instructions for On-Line Code

Find the date and time of the show you wish to attend

Once the page with the seating map opens look in the upper right-hand side for "UNLOCK"



Click on the "Unlock" - The space will open as shown below



Enter Offer Passcode

"Enter Offer Passcode" - This is where you enter the code **GRPHGI**

"Unlock" will turn navy blue - click "Unlock"

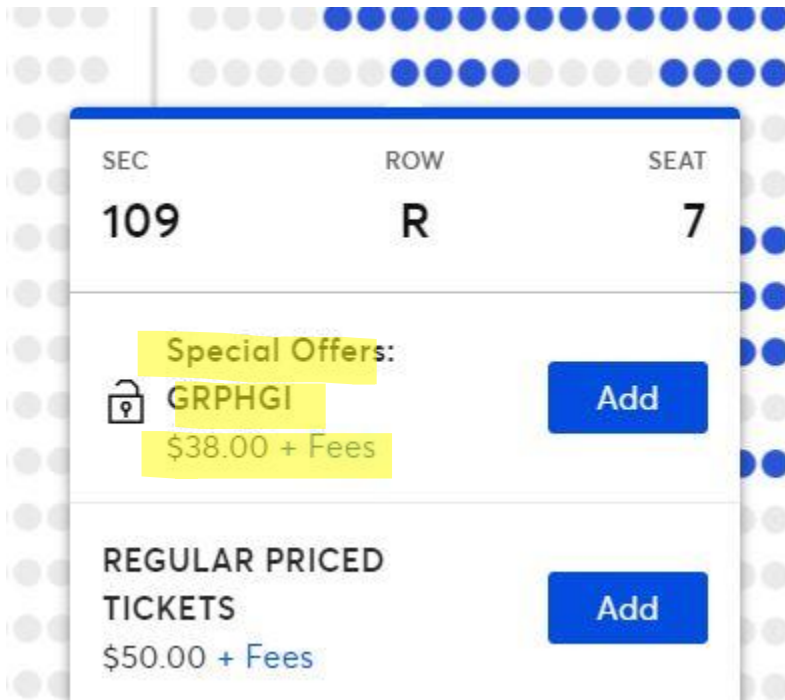
You will now see the discount "SPECIAL OFFERS UNLOCKED" in green:



Enter Offer Passcode

✔ Special Offers: GRPHGI unlocked!

Go to the seating map and locate the seats you are interested in, click on the BLUE DOTS to select the seats



When selecting the seats be sure to click the Blue "Add" button that shows the discount - "Special Offers" as shown above. You will need to add each seat one at a time. - Once you have completed your selection processed to checkout.

If you need assistance, please call our office at 813-417-3481. Groups of 10 or more can also place your order directly with us and save on on-line fees.