



HUTTO ISD

2024 Annual Report

January 23, 2025 Board Update

Texas Education Code §39.306 requires each district to:

- Publish an Annual Report
- Hold a public hearing of the Annual Report
- Widely disseminate the Annual Report throughout the district

The complete Annual Report will be available at the following locations:

- Hutto ISD website
- Hutto ISD Central Office

Annual Report Components

District Accreditation Status

PEIMS Financial Report

**TAPR- Texas Academic
Performance Report**

**Campus Performance
Objectives**

**Violent or Criminal Incident
Report**

Post Secondary Performance



HUTTO ISD

Hutto ISD Annual Report

Accreditation Status



HUTTO ISD

Accreditation Status

<u>22-23 Accreditation Status</u>	Accredited
<u>23-24 First Rating</u>	A Superior Achievement
<u>2024 Accountability</u>	*Ratings release pending
2024 Special Education	Needs Assistance

**The 2023-2024 accountability reports are not yet publicly available. The release of these reports is pending judicial ruling.*



Hutto ISD Annual Report

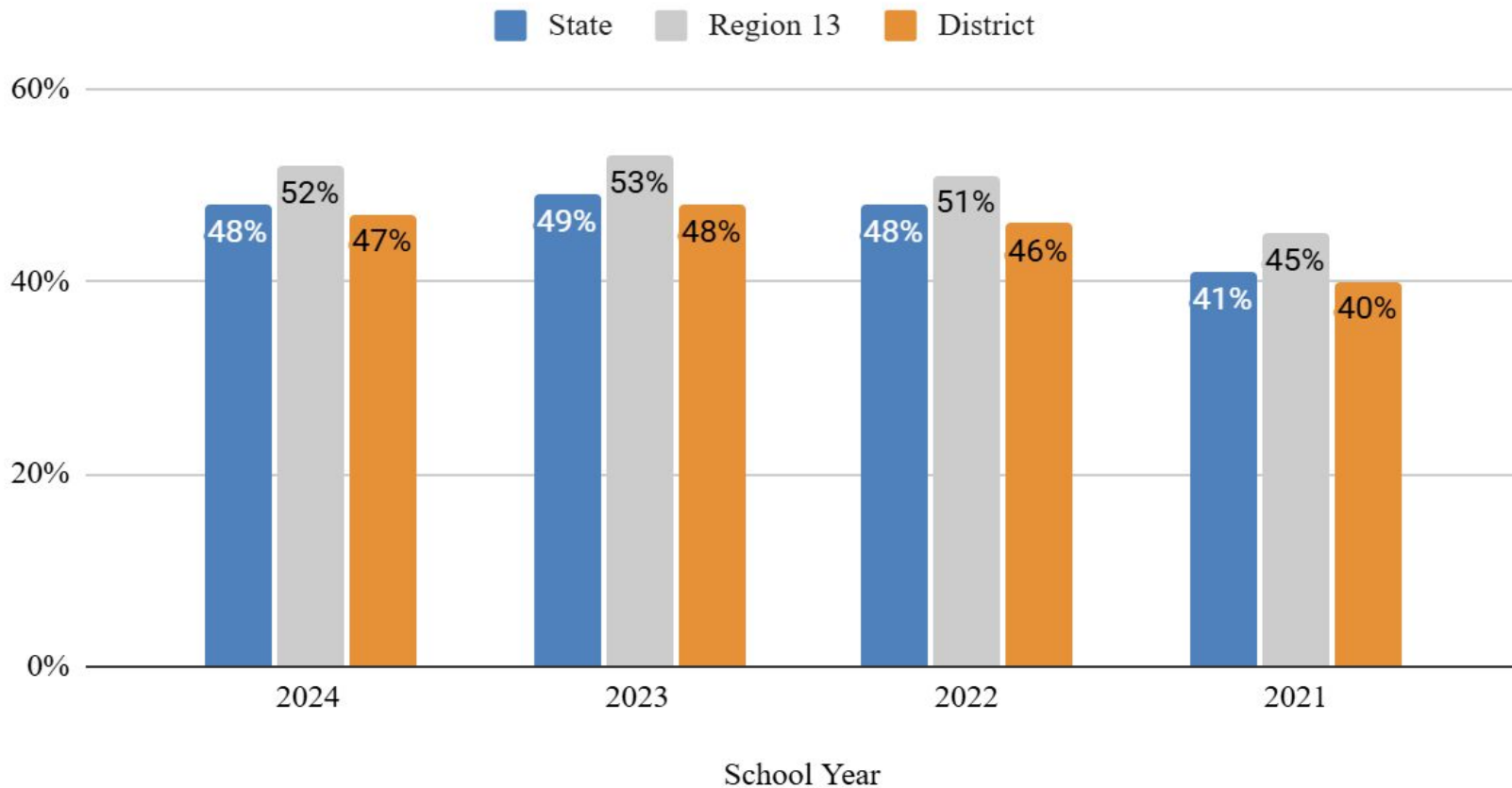
TAPR

Texas Academic Performance Report-
Complete report found on district website

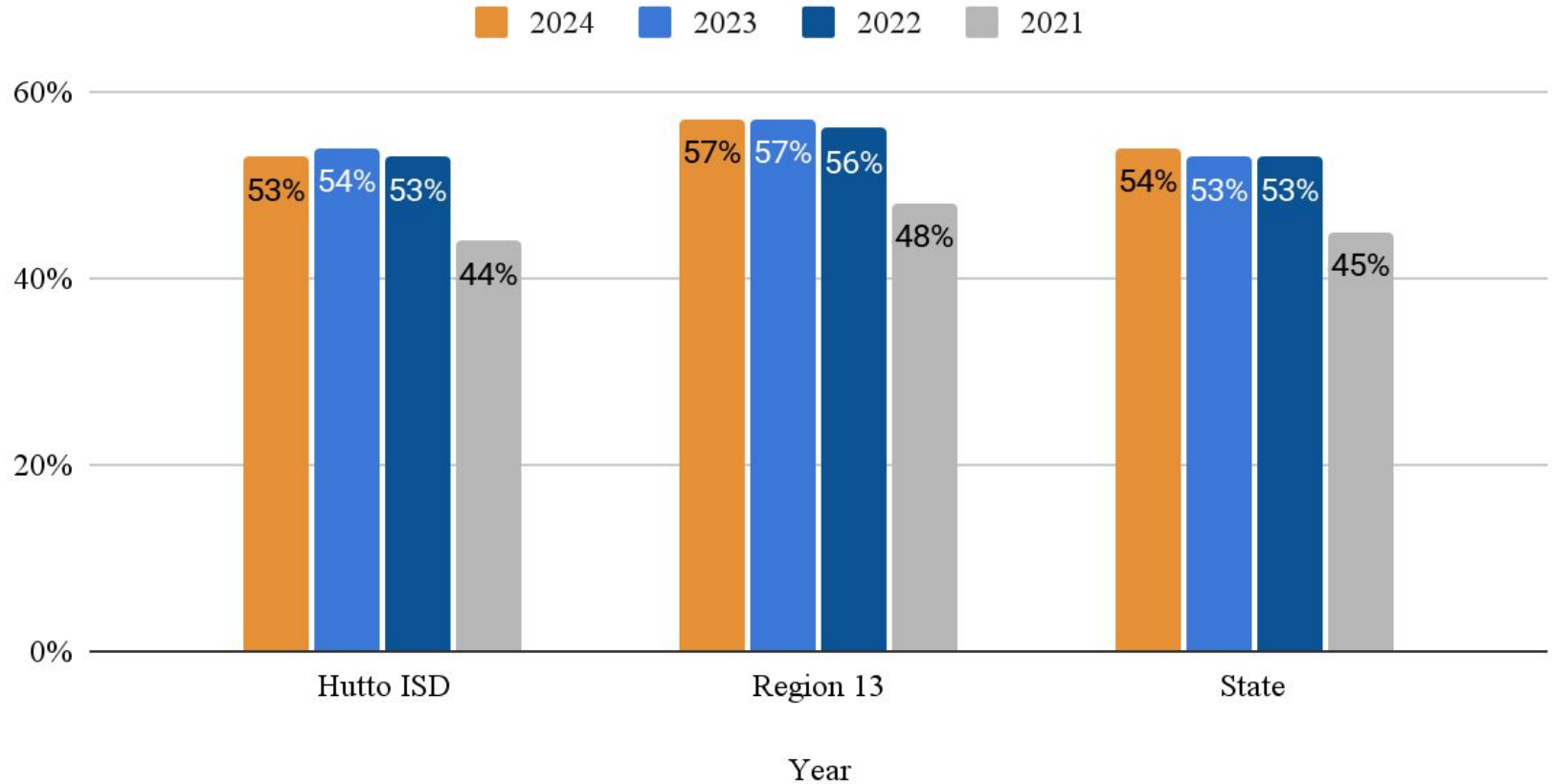


HUTTO ISD

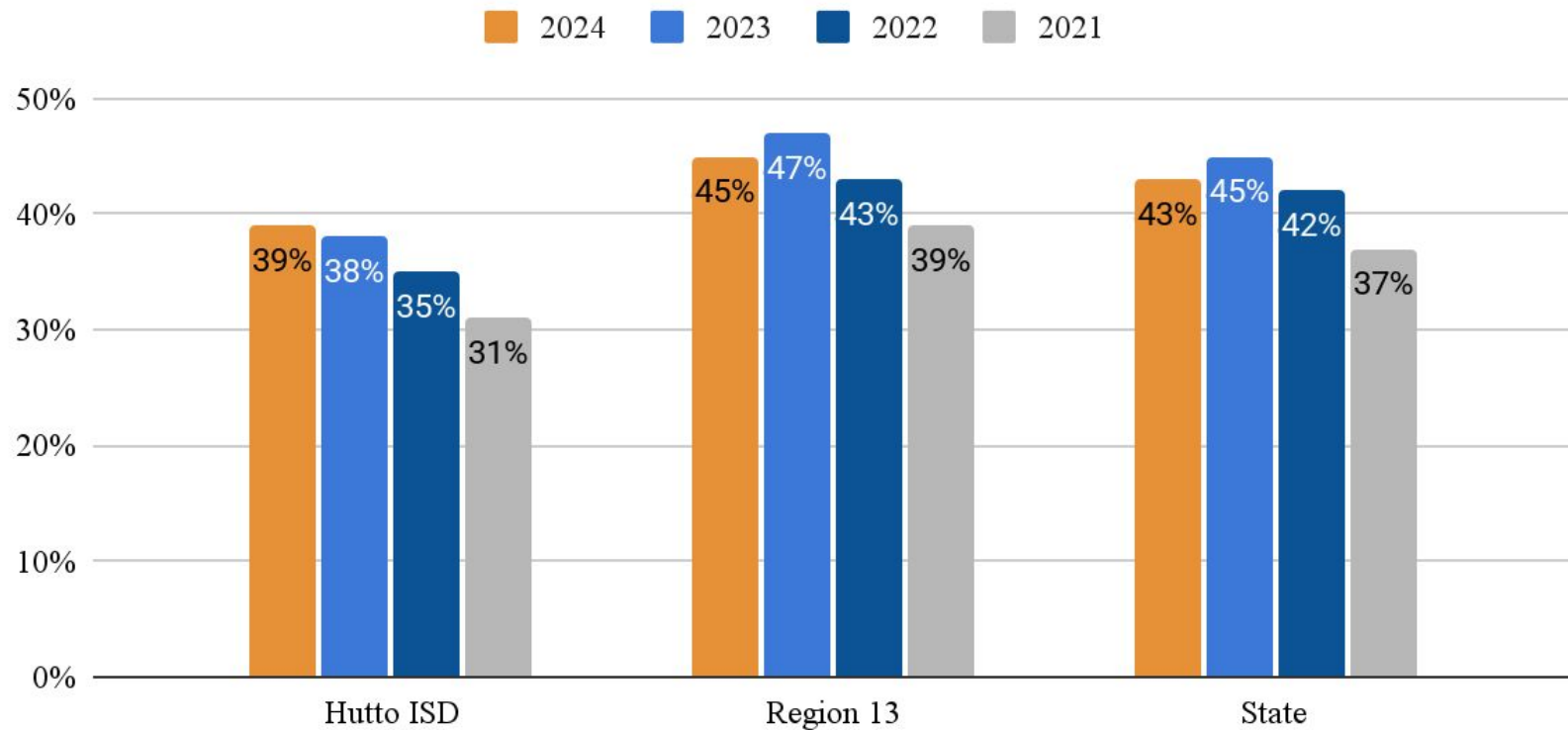
STAAR Performance, All Subjects- All Grades % Meets or Higher



Reading at Meets or Higher- Year over Year



Math at Meets or Higher- Year over Year



Reading at Meets or Higher/Year

Hutto ISD Annual Report

PEIMS Financial Report



HUTTO ISD

PEIMS Financial Report: Disbursements

PEIMS Financial Standard Reports (2022–23 Financial Actual Reports) The financial section of the TAPR is provided by the State Funding Division. These reports can be accessed from a link on the last page of the TAPR or at <http://tea.texas.gov/financialstandardreports/>. For more information on the financial reports, please contact the State Funding Division at (512) 463-9238.

2022-2023 Actual Financial Data

2022-2023 Actual Financial Data	District						State		
	General Fund	%	Per Student	All Funds	%	Per Student	All Funds	%	Per Student
Enrollment: 9,598									
Payroll Expenditures (Object 61xx)	\$84,262,171	84.98%	\$8,779	\$91,591,665	80.00%	\$9,543	\$53,061,122,304	77.83%	\$9,642
Professional & Contracted Services (Object 62xx)	\$7,941,335	8.01%	\$827	\$12,668,243	11.07%	\$1,320	\$6,951,471,452	10.20%	\$1,263
Supplies & Materials (Object 63xx)	\$4,804,730	4.85%	\$501	\$6,510,894	5.69%	\$678	\$6,000,809,548	8.80%	\$1,090
Other Operating Expenditures (Object 64xx)	\$2,152,577	2.17%	\$224	\$3,716,581	3.25%	\$387	\$2,164,945,111	3.18%	\$393
Total Operating Expenditures by Object	\$99,160,813	100.00%	\$10,331	\$114,487,383	100.00%	\$11,928	\$68,178,348,415	100.00%	\$12,389



Hutto ISD Annual Report

Campus Performance Objectives



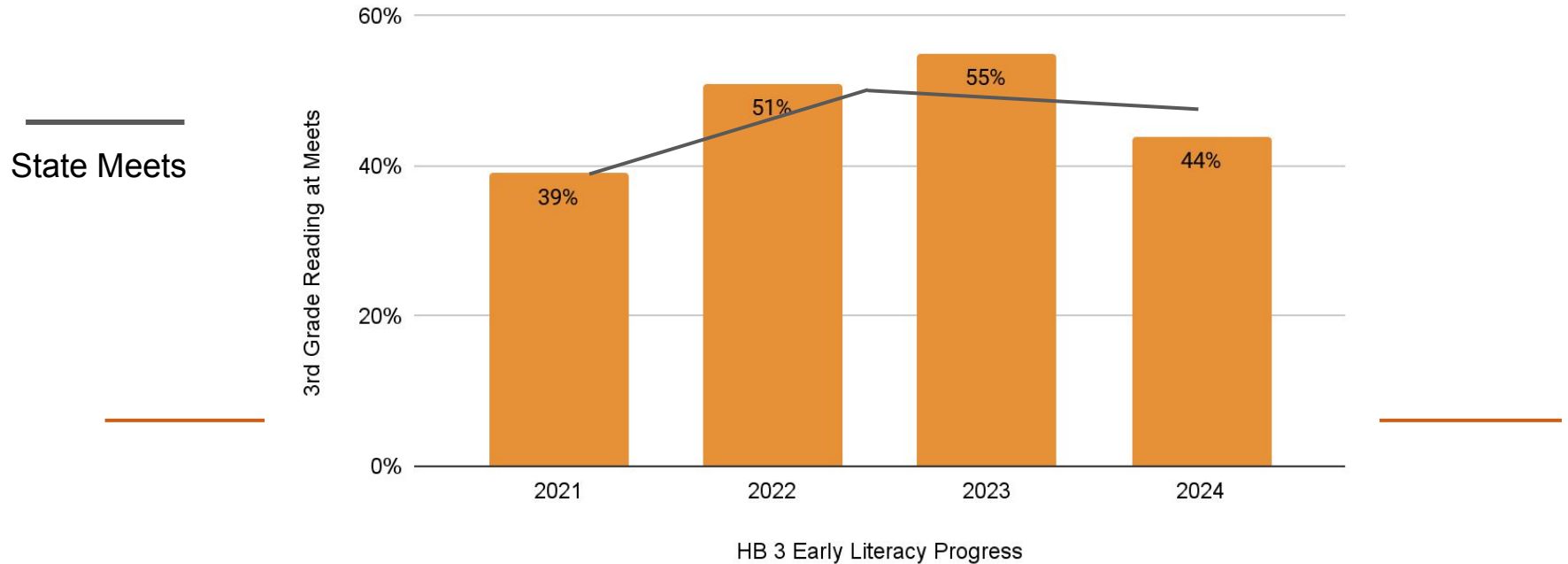
HUTTO ISD

The TEA requires that each campus identify board approved campus performance objectives as part of the campus improvement plan. Districts must monitor and publically report each campus' progress toward meeting identified objectives.

- Each campus has developed and is implementing a Campus Improvement Plan (CIP)
- Each CIP includes performance objectives (approved by the Board) that are based on data analysis and needs assessments
- The District Improvement Plan (DIP) and CIPs for the 2024-2025 are posted on the district's/School's website and are available for review at the district's central office or at the applicable campus

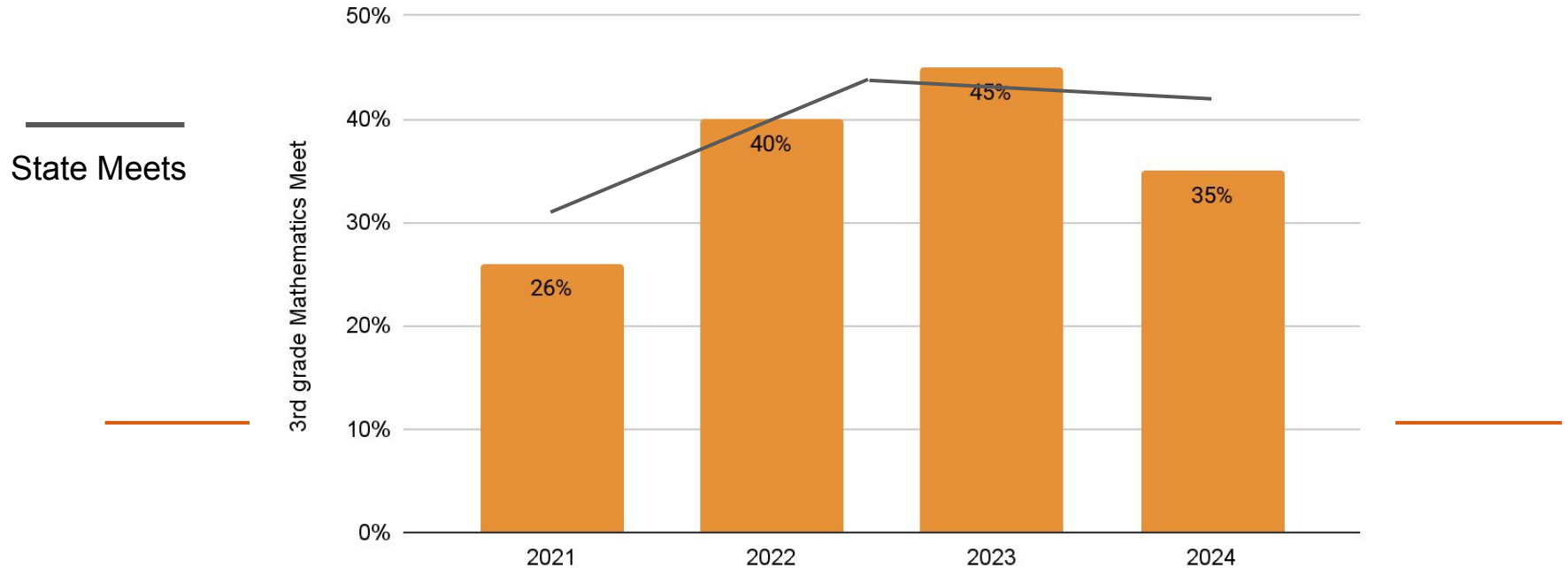
Current DIP Goal: The percentage of 3rd-grade students that will make grade-level standards or above on the STAAR Reading test will increase.

HB3 Early Literacy Progress: 3rd Grade Reading at Meets



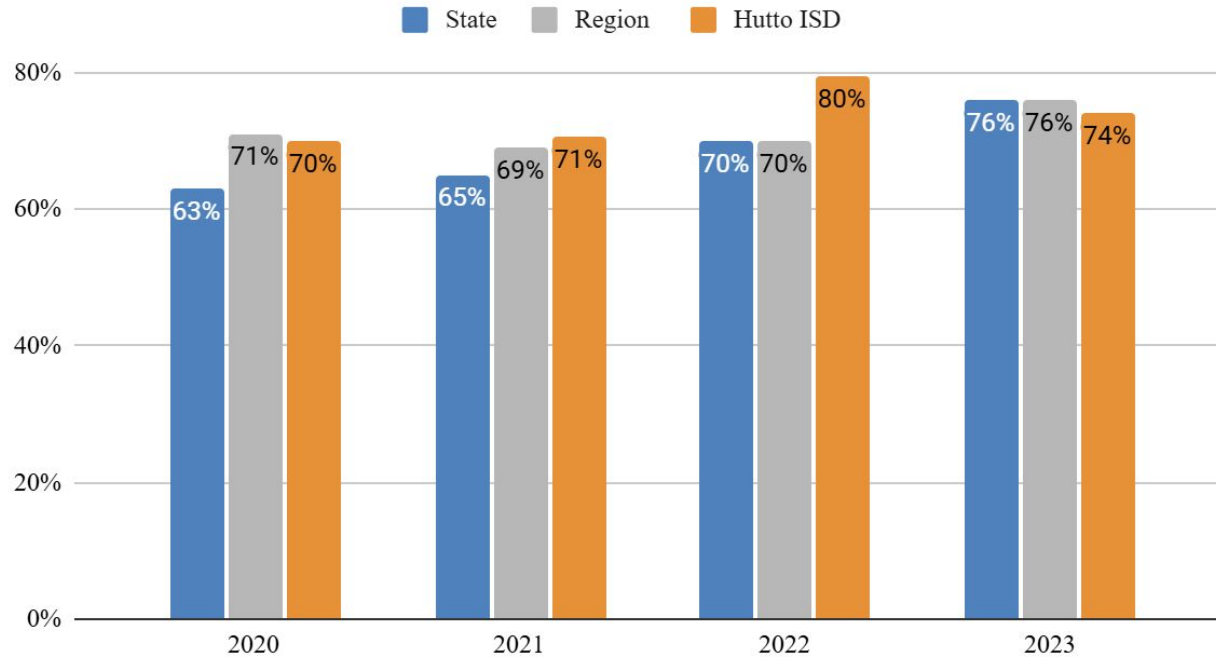
Current DIP Goal: The percentage of 3rd-grade students that will make grade-level standards or above on the STAAR Math test will increase.

HB3 Early Numeracy Progress



Current DIP Goal: The % of high school graduates achieving a College, Career and Military (CCMR) Readiness indicator will increase.

Percentage of CCMR Graduates



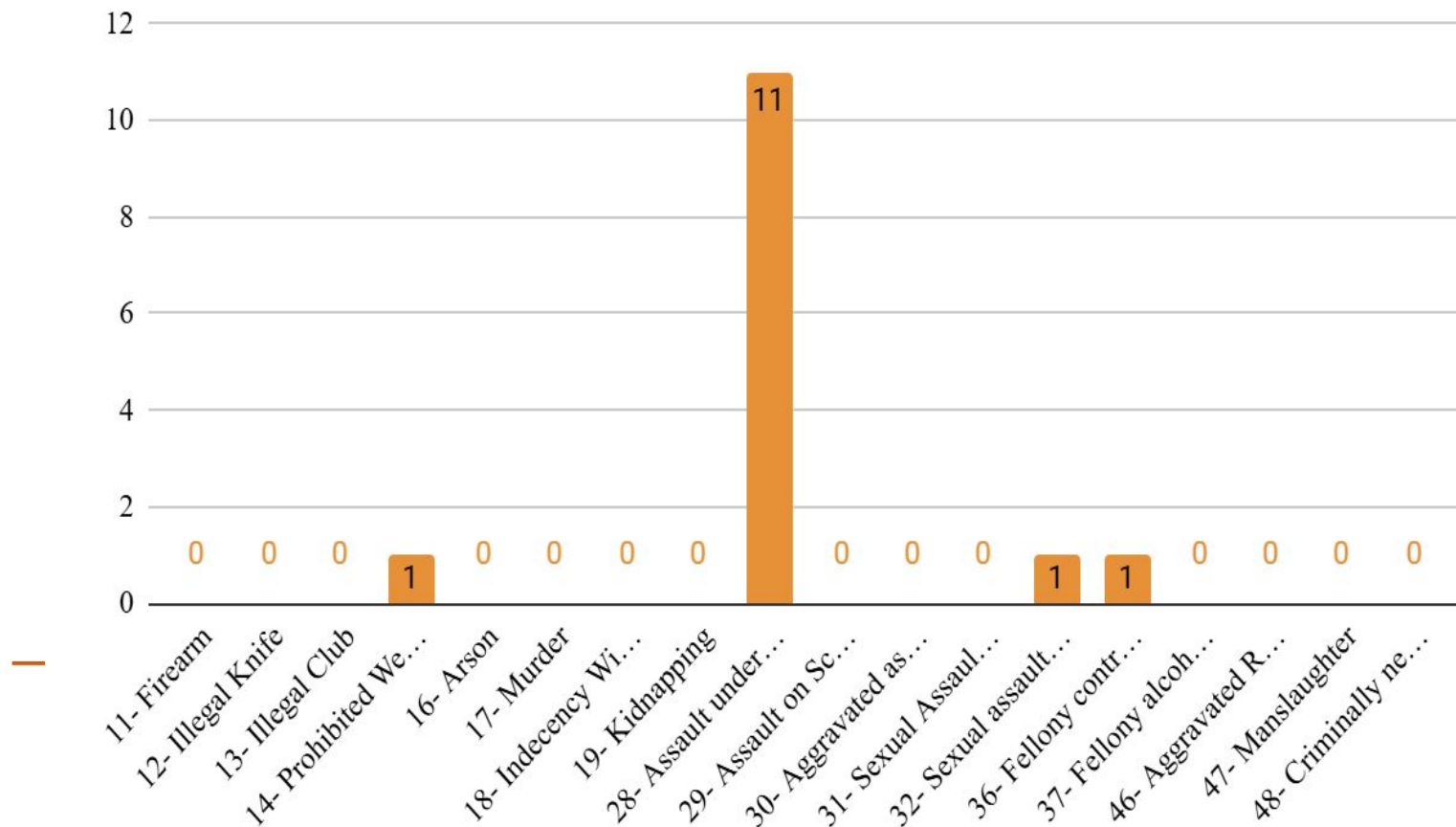
Hutto ISD Annual Report

Violent or Criminal Incident Report



HUTTO ISD

Student Violent or Criminal Incidents 2023-2024



Hutto ISD Annual Report

Post Secondary Readiness



HUTTO ISD

**Texas High School Graduates from FY2022
Enrolled in Texas Public or Independent Higher Education in FY 2023**

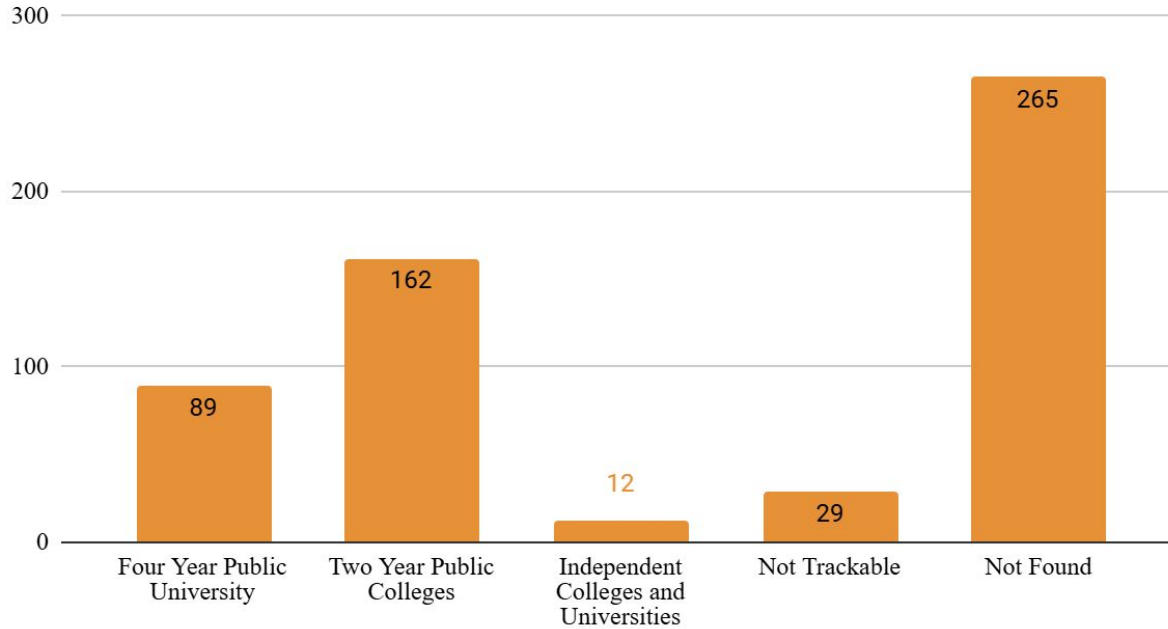
County	District	Total Graduates	GPA for 1st Year in Public Higher Education in Texas					Unk
			<2.0	2.0- 2.49	2.5- 2.99	3.0- 3.49	>3.5	
HUTTO ISD								
	246906001 HUTTO H S							
	Four-Year Public University	89	11	17	15	23	23	0
	Two-Year Public Colleges	162	69	15	11	29	30	8
	Independent Colleges & Universities	12						
	Not Trackable	29						
	Not Found	265						
	Total High School Graduates	557						



HUTTO ISD

<https://reportcenter.highered.texas.gov/reports/data/high-school-graduates-gpa-in-higher-education-2021-2022-pdf/>

2022 Graduates Enrolled in Higher Ed



47% of 2022 graduates with trackable participation in Higher Education Institution



HUTTO ISD

Higher Ed:

<https://reportcenter.highered.texas.gov/reports/data/high-school-graduates-enrolled-in-higher-education-by-district-fall-2022-pdf/>



HUTTO ISD

