


 **Personalized Education**
for Every Journey


Naviance College Planning Tools

City of St. Charles School District



Naviance College Planning Tools

- **College Research Tools:** Identify college opportunities aligned with academic aptitude, interests, & career goals.
- **Scholarship Tools:** Prepare and plan with financial solutions.
- **College Application Tools:** Manage and track the college application process.



Key Features

College Profiles

College profiles in Naviance Student provide information on thousands of colleges and universities, such as graduation rate, acceptance rate, application deadlines, and more.

YouVisit

View 360-degree panoramic college tours.

SuperMatch®

A college search tool that makes it easier for students to discover colleges and universities that are a match for their needs.

College Match

Display lists of 1) Colleges Looking for Students Like You, 2) Colleges Other Students Like, and 3) Colleges That Have Accepted Students Like You.

College Events

Find colleges that are hosting events and sign up for them.

Advanced College Search

Answer questions from multiple categories to find colleges that match your interests.

College Lookup

Display college lists, including by Quicklist and College Groups.

College Visits

View and register for upcoming college visits.

College Compare

Compare the average GPA and test scores of students from your high school accepted to a particular college over a span of time.

College Resources

Find external websites that may be valuable to your college search process.

Acceptance History

Review an alphabetical list of colleges where at least one student from your school was accepted or enrolled.

Scholarship Tools:

Scholarship Search

A custom list of local and regional scholarships managed at the school or district level.

National Scholarship Search

Connect students to over 3.5 million scholarships, hosted by Sallie Mae.

College Specific Scholarships

A list of college-specific merit scholarships maintained by participating institutions.

College Research Tools

College Profiles

College profiles in Naviance Student share information from the college or university.

- Review the media gallery or the YouVisit tour if available. The YouVisit tour is a 360-rotating image with the text overlay Explore Our Campus Now. Click the preview to launch the virtual tour. Click the x icon in the corner to close the tour.
- Click the heart icon to favorite the school and add it to your list of Colleges I'm Thinking About.
- Choose to connect and communicate with the institution if the option is available. If connected, you can disconnect by clicking More for the selected college from Colleges I'm Thinking About or Colleges I'm Applying To.
- Click Virtual Tour, Communicate, Apply Online, or Learn More to further connect with the college.
- Access other college planning tools at the end of the page. The Interested in You feature displays the College Match - College's Looking for Students Like You page.

The screenshot shows the Oregon State University profile page. At the top, the university's name and location are displayed, along with a heart icon for favoriting and buttons for Virtual Tour, Communicate, Apply Online, and Learn More. Below this is a navigation bar with tabs for Overview, Studies, Student Life, Admissions, Costs, and Spotlights. The main content area features a large image of the campus at sunset, a virtual visit opportunity, a scholarship announcement, and a 'Best College Town' award. Below the images are five key statistics: Average Net Price (\$14,765), Graduation Rate (31%), Acceptance Rate (80%), College Overlaps (10), and Regular Deadline (June 22). At the bottom, there is a search bar and a progress indicator showing 59 interested students, 13 thinking about, 0 applying, and more options.

AVERAGE NET PRICE	GRADUATION RATE	ACCEPTANCE RATE	COLLEGE OVERLAPS	REGULAR DEADLINE
\$14,765	31%	80%	10	June 22

SuperMatch College Search

Use SuperMatch™ to explore college options and discover colleges that match your academic profile and fit with what you are looking for in a college experience.

- From Choose Fit Criteria, select criteria based on what you are looking for in your college experience.
- Only select the criteria which is most important to you.
- Selecting a college major will generate a list of Colleges Looking for Students Like You.
- Move fit criteria from the Must Have to the Nice to Have section depending on its level of importance to you to refine your college search results.
- Learn more about the college by displaying more information.
- Select Pin to Compare to add the institution to your list of pinned schools and move the institution information to the beginning of the results list.
- Click Favorite to add the institution to your Colleges I'm Thinking About list.

The screenshot shows the SuperMatch College Search interface. At the top, there's a navigation bar with 'Choose Fit Criteria' selected. Below it, 'Your Fit Criteria' section shows 3 selected criteria: Location [4], Major [1], and Acceptance Rate [1]. These are categorized into 'Must Have' and 'Nice to Have' sections. The 'Your Results' section shows 17 institutions, with the first result being Colgate University. The results table includes columns for Fit Score, Academic Match, Highlights, and Cost.

	Fit Score	Academic Match	Highlights	Cost
Colgate University Hamilton, NY, Rural 4 year, Private nonprofit, Not Applicable ★ PIN TO COMPARE ♥ FAVORITE	100% Why?	Average You GPA 3.8 N/A0 SAT 1375 N/A ACT 32.5 N/A <small>To determine if you're an academic match for this institution, enter your GPA</small>	Photos/Videos on Profile Virtual Tour	Tuition & Fees \$59,655 Room & Board \$15,035

College Match

These colleges may be a good fit based on your interests and are looking for students like you.

Looking for Students Like You

- Discover postsecondary options that are both a match and a fit. The colleges offer something you want in a college experience.
- You match the type of student the institution wants to recruit, such as academic ability, location, and ethnicity.

Colleges Other Students Like

- Review colleges that other students who applied to your school of choice also applied to.

Colleges that Have Accepted Students Like You

- A list of schools generated from an analysis of applications to find colleges that have accepted students with a GPA and test scores like yours. It is not a guarantee of acceptance.

The screenshot displays the 'College Match' interface. At the top, there is a search bar with the text 'Search for colleges'. Below the search bar, there are three tabs: 'Colleges Looking For Students Like You' (which is selected), 'Colleges Other Students Like', and 'Colleges That Have Accepted Students Like You'. A purple banner below the tabs contains the text: 'Why am I seeing these colleges? You match the profile of students that this college is looking for and they have the majors you searched for or they have similar characteristics/attributes to the colleges you are already thinking about.' Below the banner, there are four college cards. Each card includes a logo, a placeholder image, and buttons for 'NOT INTERESTED' and 'ADD TO MY LIST'. The colleges listed are Chapman University (Orange, CA, 4 Year, Private), Champlain College (Burlington, VT, 4 Year, Private), Adelphi University (Garden City, NY, 4 Year, Private), and Babson College (Wellesley, MA, 4 Year, Private). Each card also includes a section titled 'They offer majors you have searched for:' followed by the text 'Business Administration and Management, General'.

College Events

Display a list of colleges that are hosting events and sign up for events of interest.

- Select Colleges and choose College Events from Find Your Fit.
- You can choose to view recommended or virtual events or add more filters to find relevant events.
- Select a college name to display its profile and learn more about the college.
- Click View More Details to review more information the college wants to share about the event.
- Optionally, click Sign Up. Event cancellations must be completed directly with the college.
- Complete the college's event registration page. If you decide to cancel your college event registration later, you must contact the institution directly.

College Events

College Events

Show me: Recommended events Virtual events [Clear all filters](#)

Event located within any distance of ZIP code ZIP code

Date range: Select a Date to Select a Date

College located in: US state or Canadian province

College size: Any college size

Hosted by: Type college name here

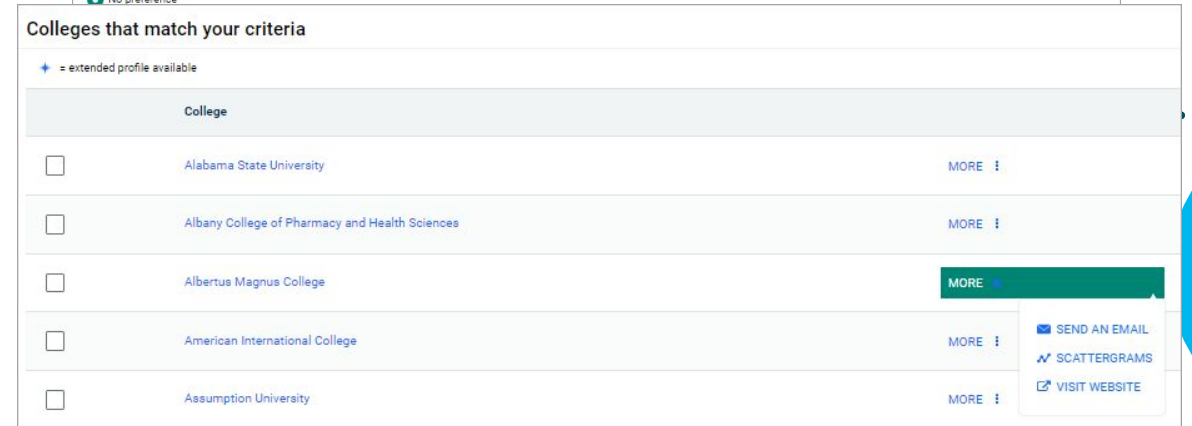
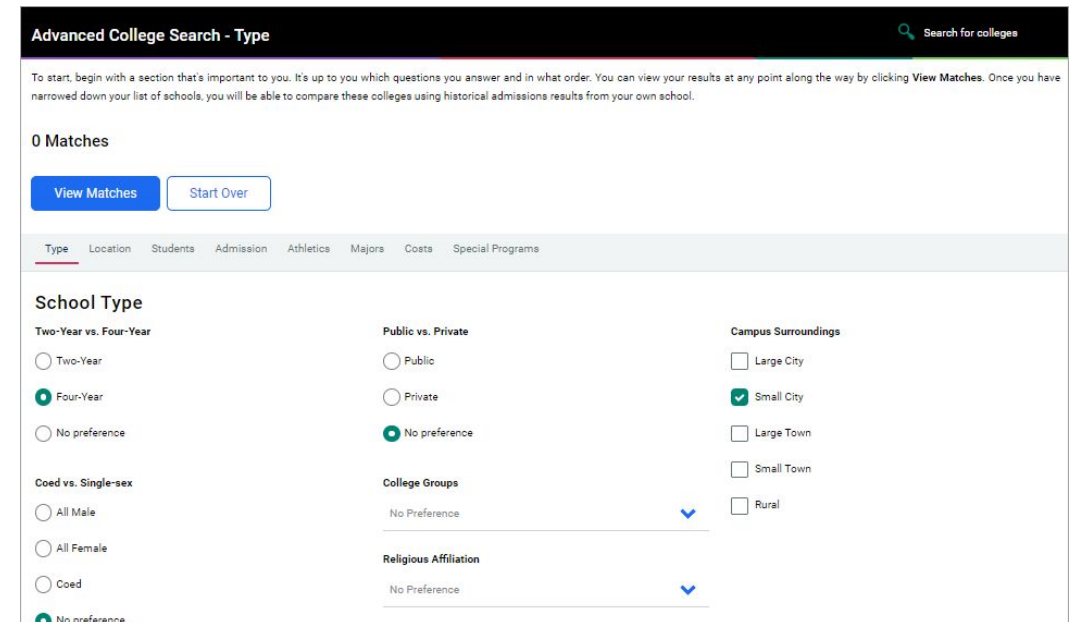
College with certain majors (up to 3): Search for majors

Event Date	College Name	Event Location	
Thu Feb 1 1:00 PM - 2:15 PM EST	SUNY Oneonta Campus Tour View more details	SUNY Oneonta 1 Ravine Parkway Oneonta, NY 13820	SIGN UP
Thu Feb 1 2:00 PM - 3:15 PM EST	SUNY Oneonta Campus Tour View more details	SUNY Oneonta 1 Ravine Parkway Oneonta, NY 13820	SIGN UP
Thu Feb 1 1:00 PM - 3:00 PM CST	University of Wisconsin-Stout Discover Stout Visit View more details	UW-Stout Admissions Office 121 10th Avenue East Menomonie, WI 54751	SIGN UP

Advanced College Search

Using multiple categories, answer questions to find colleges that match your interests.

- Select Colleges and choose Advanced College Search from Find Your Fit.
- Select a category such as Location or Majors.
- Answer category-related questions to identify your preferences for a school.
- Click View Matches.
- Optionally, select a school, then choose:
 - Compare Me
 - Colleges I'm Thinking About
 - Send an Email
 - Scattergram
 - Visit Website
- From the results list, select Save Search to save your search criteria to your list of Saved Searches.



Colleges that match your criteria	
+ = extended profile available	
College	
<input type="checkbox"/> Alabama State University	MORE
<input type="checkbox"/> Albany College of Pharmacy and Health Sciences	MORE
<input type="checkbox"/> Albertus Magnus College	MORE
<input type="checkbox"/> American International College	MORE
<input type="checkbox"/> Assumption University	MORE

College Lookup

Search for schools by multiple filters including name, country, state, or college group. From the results list, click the heart icon to favorite the school or click the college name to display the college profile.

College Lookup

Lookup by:

College search results - You searched by Quicklist ✦ = extended profile available 📌 = colleges applied to Actions: [Favorite](#)

College	Location
<input type="checkbox"/> A. T. Still University - Mesa	Mesa, AZ
<input type="checkbox"/> Ball State University	Muncie, IN
<input type="checkbox"/> Bowling Green State University-Main Campus	Bowling Green, OH
<input type="checkbox"/> Docufide Institute of Technology (not a real school)	Beverly Hills, CA
<input type="checkbox"/> Hawaii Pacific University	Honolulu, HI
<input type="checkbox"/> Iowa State University	Ames, IA

College Visits

Review and sign up for college visits hosted by your school.

- Select Colleges and choose College Visits from Research Colleges.
- Review the list of visits including the day and time, institutions, and location.
- Select View Details for a selected visit to display more information.
- Select Sign Up for selected visits.
- Click Sign Me Up.

College Visits		Search for colleges
FEBRUARY Fri 16 10:00AM	University of Denver 📍 Library 0/25 seats are taken.	View Details
FEBRUARY Wed 21 02:00PM	Thomas More University 📍 Counseling Center	View Details

Colleges I'm Thinking About

As you complete college research and find schools of interest, add them to your Colleges I'm Thinking About list by clicking the heart icon or add them directly from Colleges I'm Thinking About.

- Select Colleges and choose Colleges I'm Thinking About.
- Click Add Colleges to List.
- Use the lookup tools to search for colleges.
- Click the heart icon for the selected college to add it to your list.

Colleges I'm Thinking About

Search for Colleges

[+ Add Colleges to List](#) [Compare Me](#)

+ extended profile available [Update Interest](#) [Move to Application List](#) [Remove](#)

College	Delivery Type ⁱ	Added By	Expected Difficulty*	Application Deadlines	Interest	
<input type="checkbox"/> A. T. Still University - Mesa		Student	N/A	N/A	N/A	More
<input type="checkbox"/> University of Dayton		Counselor	N/A	Deadlines	N/A	More
<input type="checkbox"/> Franciscan University of Steubenville		Student	N/A	N/A	N/A	More
<input type="checkbox"/> John Carroll University		Student	N/A	Deadlines	N/A	More
<input type="checkbox"/> Kent State University at Kent		Student	N/A	Deadlines	N/A	More

College Compare

Compare the average GPA and test scores of students from your high school who have been accepted to a particular college over a span of time.

- Select Colleges and choose College Compare from Research Colleges.
- Select Add Colleges to Compare.
- Use the college lookup tools to find schools.
- Select the schools for which you want to compare.
- Click Save Selection.
- Click Finished Searching to add the schools to your compare list. A check mark indicates that your numbers are higher than the average and an X means they are lower than average for those who have been admitted to this school.

College Resources

Find external web resources that may be valuable to your college search process.

Resources Section

These college resources are provided by your school or district to help you as you plan for college

Sections ▾

Colleges and Careers

[The Common Application](#)

The Common Application seeks to promote equity, access and integrity in the college application process and serves hundreds of colleges in the U.S. and around the world.

[The Coalition Application](#)

The Coalition application was created as a holistic application, and includes lockers where students can create a portfolio starting in 9th grade.

[Common Black College Application](#)

The Common Black College Application allows students to apply to any number of HBCUs at the same time.

[Hispanic Association of Colleges and Universities](#)

Representing more than 400 colleges and universities, HACU institutions are committed to helping Hispanic students achieve postsecondary success.

[Occupational Outlook Handbook](#)

Research careers on the Department of Labor website.

College Acceptance History

Review an alphabetical list of colleges where someone from your school has been accepted or enrolled.

College Acceptance History (2020 - 2024)

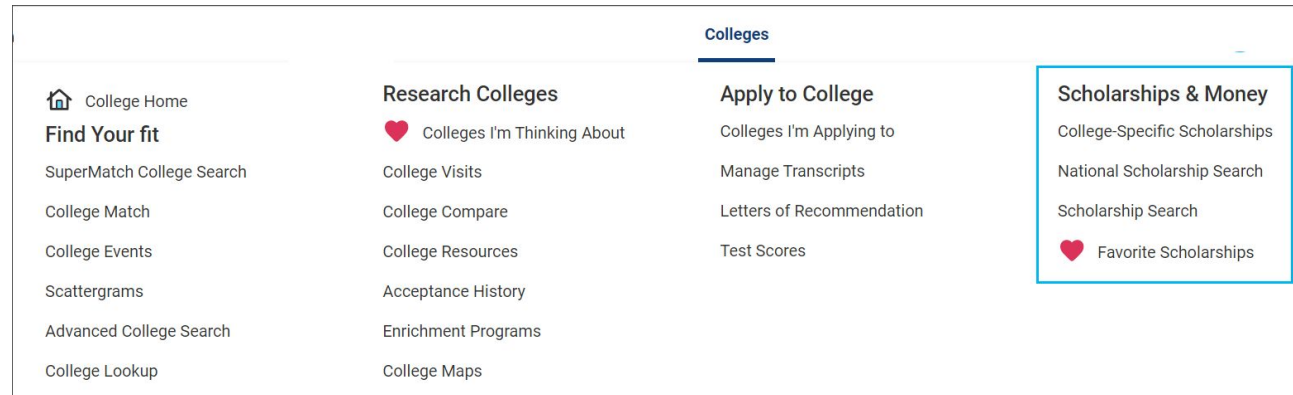
College	Accepted (Map)	Enrolled (Map)
A T Still University of Health Sciences	1	0
Agnes Scott College	1	0
Ball State University	1	0
University of Cincinnati-Main Campus	1	0
Colorado College	1	0
Kent State University at Kent	1	0
Ohio State University-Main Campus	2	0

Scholarship Tools

Scholarship Tools

Use the Scholarships and Money section in Naviance Student to search for scholarships and maintain a list of scholarships for which you are applying. There are four features in this section.

- College-Specific Scholarships
- National Scholarship Search
- Scholarship Search
- Favorite Scholarships



Scholarship Search

Discover favorite scholarships shared by your school or district.

- Select Colleges, and then from Scholarships and Money, select Scholarship Search.
- Review the list of scholarships.
- Optionally:
 - Select a scholarship to display more information.
 - Click Favorite to add the scholarship to your Favorites Scholarships list.
 - Enter a name to search for a particular scholarship.
 - Select an option from the Sort list to update the scholarship list.
 - Click Match and Filter, select criteria from the categories, and then click Apply.
 - Click Clear Filters.

Scholarships & Money

College-Specific Scholarships National Scholarship Search **Scholarship Search** Favorite Scholarships

Scholarships are a form of aid that does not have to be repaid. The list below contains scholarships or financial aid awards that may be relevant for you, based on information pulled from your profile. Select the "Match and Filter" button to apply more criteria or select "Clear Filters" to view all available scholarships.

Search all scholarships Sort by


> Girls Scholarship	Deadline 06/15/2023	Maximum Award \$2500	<input type="button" value="Favorited"/>
> College Scholarship	Deadline 06/30/2023	Maximum Award \$1000	<input type="button" value="Favorited"/>
> Pathway Scholarship	Deadline 07/15/2023	Maximum Award \$5000	<input type="button" value="Favorite"/>

National Scholarship Search

The National Scholarship Search connects students to an external site hosted by Sallie Mae.

- Select Colleges, and then from Scholarships and Money, select National Scholarship Search.
- Enter profile data and then click Find Matching Scholarships. Alternatively, select click here to update your profile data.
- Review the list of scholarship matches.
- Select a scholarship to display the details.

Scholarship Search

Get matched with your best fit scholarships. To search our database of over **3.5 million** scholarships worth more than **\$18 billion**, just complete this profile form. POWERED BY 

About You

Student Status Select the category that best describes you. High School senior	Parents Only Select your child's grade level. Not applicable
Gender Female	State of Residence Not a U.S. Resident
Citizenship U.S. Citizen	Age 17
Disabilities Select Value Select Value	Ethnic Heritage Select Value Select Value
Religious Affiliation Select Value	

Your Major, Interests and Activities

Current or Future Career Goals Select the industry you plan to enter. Select Value Select Value	Current or Planned Area of Study Select your current or future major(s). Select Value Select Value
Interests & Hobbies Select activities you participate in formally or informally. Select Value Select Value Select Value	Athletics & Sports Select any sports that you play. Select Value Select Value Select Value

Your Academics

SAT Range Ignore SAT scores	ACT Range Ignore ACT scores
GPA Range Ignore GPA	Military Affiliation Select Value

[Find Matching Scholarships](#)

College-Specific Scholarships

College-Specific Scholarships displays a list of merit-based scholarships from participating colleges for which you may meet the residency and academic eligibility requirements.

Academic, merit-based scholarships are often the largest financial awards that an institution offers.

- Select Colleges, then Scholarships and Money, and select College-Specific Scholarships.
- Review the list of scholarships for which you are a match based on the academic and residency information in your Naviance account or the location of your school.
- Optionally, enter or edit your academic information to find scholarships that are a match. Naviance does not save the data points you manually enter on this page.
- From the scholarship cards: Review the scholarship information, access the college profile, and favorite the institution.

The screenshot displays the 'Scholarships & Money' section of a Naviance account. It features a search filter for 'College-Specific Scholarships' and a table of results. Each result card includes the college name, location, type, and financial details.

College	Scholarship Amount	Total Annual Cost	Of Total Annual Cost
Intersect University (not a real school)	\$500 one-time	\$33,500	1%
Drew University	\$2,500 per year	\$53,996	5%
Knox College	\$22,000 - \$32,000 per year	\$57,150	38% - 56%
Docufile Institute of Technology	\$420 one-time	\$500	84%
Arkansas State University	\$10,000 per year	\$22,905	44%
Marquette University	\$18,000 - \$30,000 per year	\$54,672	33% - 55%
Lake Forest College	\$32,000 per year	\$58,116	55%
Quinnipiac University	\$12,000 - \$28,000 per year	\$62,950	19% - 44%

Favorite Scholarships

Manage, track, and add your scholarship applications from your Favorite Scholarships list.

Your Favorite Scholarships list displays scholarships added:

- By your school
- Favorited by you

Manage Favorite Scholarships:

- Select Colleges, and then from Scholarships and Money, select Favorite Scholarships.
- Review the scholarships that you have added to the list.
- Optionally:
 - Update the Award Amount.
 - Select an option from the App Status list.
 - Select an option from the Result list.
 - Click Add Scholarship. Enter the scholarship details and then click Save Scholarship.

Add Scholarships:

- Select Colleges, and then from Scholarships and Money, select Favorite Scholarships.
- Click Add Favorite Scholarships.
- Enter the scholarships details.
- Click Save Scholarships.

The screenshot shows the 'Scholarships & Money' interface with the 'Favorite Scholarships' tab selected. It features a '+ Add Scholarship' button and a table with columns for Name, Deadline, Award Amount, App Status, and Result. Two scholarships are listed: 'Girls Scholarship' with a deadline of 06/15/2023, an award amount of \$0, and an 'In Progress' status, and 'College Scholarship' with a deadline of 06/30/2023, an award amount of \$1000, and a 'Submitted' status.


Name	Deadline	Award Amount	App Status	Result
Girls Scholarship	06/15/2023	\$0	In Progress	Unknown
College Scholarship	06/30/2023	\$1000	Submitted	Awarded

College Application Tools

Attention: Please update the slides in this section with information specific to the processes/workflows for your school or district.

Looking Forward to Senior Year!

- You'll be using Naviance Student to request transcripts from your counselors and letters of recommendation from your teachers for your college applications.
- This presentation will provide you the steps on how to request these documents and track your applications using Naviance Student.
- Accurately tracking your college applications in Naviance Student will allow the counseling office to send transcripts and your teachers to send letters of recommendation on your behalf.
- You will also be able to check the status of materials being sent right in your account, which saves you time and stress!



Build An Application List – Option 1

Move colleges from your Colleges I'm Thinking About list to your Colleges I'm Applying to list.

1. Select Colleges and then select Colleges I'm Thinking About.
2. Select the colleges you want to move to your application list.
3. Select Move to Application List.
4. From Step 1, answer the questions, indicate if you have submitted your application to the college, and then click Add Applications.
5. Alternatively, click Add and Request Transcripts. Select the transcript type to request and click Request and Finish.

The screenshot shows a web interface titled "Colleges I'm thinking about". At the top right, there is a search bar labeled "Search for colleges". Below the title, there are two buttons: "+ Add Colleges to List" and "Compare Me". A status bar indicates "1 selected" and includes buttons for "UPDATE INTEREST", "MOVE TO APPLICATION LIST" (which is highlighted with a red box), and "REMOVE". There is also a link for "extended profile available".

College	Delivery type	Added By	Application Deadlines	Interest
<input type="checkbox"/> Duquesne University	CA	Student	Deadlines	N/A
<input checked="" type="checkbox"/> Villanova University	CA	Student	Deadlines	N/A

Build An Application List – Option 2

Add colleges to your Colleges I'm Applying to list. As you add colleges to your application list, you can also request transcripts.

1. Select Colleges and then select Colleges I'm Applying To.
2. Click Add.
3. Enter the name of the college to which you are applying and select it from the list.
4. Select an App Type from the list.
5. Optionally, indicate how you'll submit your application, if you have submitted your application, and if you plan to submit SAT or ACT scores with your application.
6. Click Add Applications.
7. Alternatively, click Add and Request Transcripts. Select the transcript type to request and click Request and Finish.

The screenshot shows a two-step process for adding colleges to an application list. Step 1, 'Add Application', is currently active. It features a dropdown menu for 'Which college are you applying to?' with a note that colleges already in the list are unavailable. Below this is a dropdown for 'App Type' set to 'Regular Decision'. A section titled 'I'll submit my application' includes a question about submitting SAT or ACT scores, with a dropdown menu and a checkbox for 'I've submitted my application'. At the bottom, there are two buttons: 'Add Applications' and 'Add And Request Transcripts'.

Request Teacher Letters of Recommendation

1. Select Colleges and then select Letters of Recommendation from Apply to College.
2. Click Add Request.
3. Select a teacher from the list.
4. Select All Colleges or specific colleges to invite a teacher to write a letter and send it to only the colleges that you have specified. You cannot request a letter of recommendation if you have already requested the maximum number allowed by the institution.
5. Optionally, select General Request to invite a teacher to write a letter and send it to any college that you add to Colleges I'm Applying To list.
6. Enter a personal note of up to 3000 characters. Share information that you want the teacher to highlight in their letter.
7. Click Add Request.

Letters of recommendation

Add new request

Here you can ask a teacher to write you a letter of recommendation. Make sure you give your teachers plenty of time to write your recommendations!

1. Who would you like to write this recommendation?*

2. Select the recommendation request type:*

<input type="checkbox"/> Select	Colleges ^	Due ^
<input checked="" type="checkbox"/>	Alabama A & M University -- required / -- allowed / 1 requested	Oct 01 2023
<input checked="" type="checkbox"/>	Docufide Institute of Technology (not a real school) -- required / -- allowed / 1 requested	Mar 15 2023

3. Include a personal note to remind your recommender about your great qualities and any specifics about your request:

3000 characters remaining

Requesting Transcripts

Request transcripts as you add a college to your list of Colleges I'm Applying To.

1. Select Colleges and then select Colleges I'm Applying To.
2. Select Request Transcripts.
3. Select the type of transcript you are requesting, select a college from your application list, or enter a college name, and then click Request and Finish.

Colleges I'm Applying To Search for Colleges 🔍

[Manage Transcripts](#) [Application Milestones](#) [Compare Me](#) [+](#)

+ = extended profile available [+ Request Transcripts](#) [Remove](#)

College	App Type ⓘ	Deadline	Expected Difficulty*	Transcripts	Office Materials	Submission ⓘ Type	Application
<input type="checkbox"/> + Ball State University	Regular Decision	Jun 24	N/A	Requested	Pending	Submitted	EDIT More

You can also use:

- "Request Transcript" button to request transcripts for colleges to which you are applying.
- "Manage Transcripts" section to request college, scholarship, or other transcripts.

Track Document Submission Status

Application Materials

Select Colleges and then select Colleges I'm Applying To. From Transcripts, review the status of your transcript request, either requested or submitted. From Office Materials, review the status of your initial, midyear, or final application materials, either pending or submitted.

Transcripts

Select Colleges and then select Manage Transcripts. Review the status or submission date for your initial, midyear, and final transcript.

Letters of Recommendation

Select Colleges and then select Letters of Recommendation from Apply to College and review the status of each request.

Update Application Details

1. Select Colleges and then select Colleges I'm Applying To.
2. Choose Edit for the college to update.
3. Update the details.
4. Click Update Applications.

Preparing for Senior Year

Decide which colleges you will be applying to:

- Complete additional research in Naviance Student over the summer to narrow down your college application list.
- If you are not sure if you will apply to a particular college, add that college to the Colleges I'm Thinking About list until you've decided.
- Review application requirements and begin working on your essay. Common App essay prompts can be found on their website: <http://www.commonapp.org/11th-grade>.
- Start thinking about the teachers from whom you will need to request recommendations.

Match Your Common Application:

- After 8/1, you'll be able to create your Common Application account.
- Once you create your Common Application account, you'll need to match your Common Application account to your Naviance Student account.

Preparing for Common App Integration

Register with Common App after August 1 (Common App Only)

On commonapp.org, enter high school information, add at least one college, and sign the FERPA Release Authorization (Common App Only)

Complete the Common App Account Matching process in Naviance Student (for Common App colleges only)

Add Common App colleges on commonapp.org* and add non-Common App colleges to the Colleges I'm Applying To list in Naviance Student

**Colleges added on commonapp.org sync to Naviance Student automatically*

Request materials for college applications in Naviance Student (teacher recommendations/transcripts)