

## Extended Clearance Collection:

Extended hours will be from 3:30-5:30pm on the following dates:

February 24th    April 28th

March 24th    May 12th

June 16th

### Giving update

For the month of December the District Office was able to fundraise \$228 for RAM packs to help their initiative supporting food insecure children outside of the school day. We look forward to continuing and expanding our support and collaboration with the Pennridge community in the future.

### Charred Shrimp and Quinoa Bowl

- 1/3 cup prepared pesto
  - 2 tablespoons balsamic vinegar
  - 1 tablespoon extra-virgin olive oil
  - 1/2 teaspoon salt
  - 1/4 teaspoon ground pepper
  - 1 pound peeled and deveined large shrimp (16-20 count), patted dry
  - 4 cups arugula
  - 2 cups cooked quinoa
  - 1 cup halved cherry tomatoes
  - 1 avocado, diced
- [Full Instructions here](#)

## Don't forget!

- If you have not uploaded your student's full-time college schedule for Spring 2025, please do so using the Benefits Portal in PSD Key.

### Directions

Background checks must be renewed every 5 years. Employees receive email reminders with links to complete the renewal process before it expires! If you have questions regarding clearances, please contact [joreilly@pennridge.org](mailto:joreilly@pennridge.org).

## Contact us:

**Tara Mossman**  
[tmossman@pennridge.org](mailto:tmossman@pennridge.org)  
ext. 122368



**Donna Schepis**  
[dschepis@pennridge.org](mailto:dschepis@pennridge.org)  
ext. 122368

**Nicole Foster**  
[nfoster@pennridge.org](mailto:nfoster@pennridge.org)  
ext. 122716

**Michelle Jensen**  
[mjensen@pennridge.org](mailto:mjensen@pennridge.org)  
ext. 122711

**Joanne O'Reilly**  
[joreilly@pennridge.org](mailto:joreilly@pennridge.org)  
ext. 125011

**Emma Weiss**  
[eweiss@pennridge.org](mailto:eweiss@pennridge.org)  
ext. 122206





# *Open Enrollment*

Human Resources has been hard at work getting ready for the 2025-2026 Open Enrollment period. Information pertaining to open enrollment can be found on the HR Department website as well as the benefits enrollment portal. Links on the left hand side will direct you to available coverage options, rates, as well as Frequently Asked Questions and much more. You will be notified as we get closer to open enrollment when information related to 2025-2026 coverage is updated to reflect the new plan year


All employees are required to participate in Open Enrollment. If you do not carry our benefits, you need to go through the online enrollment process to select waiving benefits. All employees must access the Benefit Enrollment Portal to complete open enrollment. This can be done through your PSD Key log in. You may find the link in the Professional Resources folder. The Open Enrollment window opens in May.

If employees miss the open enrollment period, employees will only be able to update coverage with a qualifying event or a change in situation that would make you eligible for a Special Enrollment Period — like getting married, having a baby, or losing health coverage.

## **OPEN ENROLLMENT UPDATES!**

- Trouble logging in to the Benefits Portal: send an email to: [openenrollment@pennridge.org](mailto:openenrollment@pennridge.org)
- Health Care FSA has increased to a maximum savings contribution of \$3,300 per plan year
  - Dependent Care FSA's maximum savings contribution remains at \$5,000 per plan year
- Check your CBA/Contract or the 2025-2026 premiums page for the employee contribution to premiums
- All Coverages and Vendor pages are accessible from the HR Department Healthcare Webpage and benefits portal

## **OPEN ENROLLMENT- COMING SOON**

- Be prepared to answer questions related to yourself and your family (ie. SS#, birthdates).
  - If you have children aging out—be sure to submit transcripts/tuition bills from collegiate institutions to keep them on your benefits.
- 



## *Health Advocate*

### **Winter safety tips:**

-Always steer into—and not in the opposite direction of—a skid.

-If your car stalls or gets stuck, stay with your car; don't over exert yourself; put bright markers on your antenna or windows; and if you run your car, clear the exhaust pipe and run it just enough to stay warm

-When shoveling, scoop small amounts of snow at a time with your shovel and try to push the snow instead of lifting it, if possible. This will keep you from exhausting yourself before the work is done. Use the proper lifting technique when shoveling. Keep your back straight, lift with your legs, and do not turn or twist the body.

### [Health Advocate Flyer](#)

### [Healthy life, healthy smile article](#)

To access the *Health Advocate webinars*, use this link to create an account, after you have created an account, click the second link to take you into the healthy eating free webinar.

### [Create an Account](#)

### [Healthy Eating Webinar](#)

