

## Board Workshop

Notice is hereby given that on Tuesday, February 11, 2025, the Board of Education of the Fort Worth Independent School District will hold a Board Workshop beginning at 5:30 PM at the Fort Worth ISD District Service Center 7060 Camp Bowie Boulevard. This meeting will be streamed and archived on [Fort Worth ISD's Live YouTube channel](#) and on the [FWISD Video on Demand](#) site found on the bottom of the District's homepage. To access closed captioning during YouTube's live stream of the meeting, touch the screen or move the cursor over the video while it is playing and click the "CC" button. Live captioning is presently only available in English. Multiple language captioning is available on the Fort Worth ISD LIVE YouTube archive. An electronic copy of the agenda is attached to this online notice. The subjects to be discussed or considered or upon which any formal action may be taken are listed on the agenda which is made a part of this notice. Items do not have to be taken in the order shown on this workshop notice. Members of the public may make a public comment in-person or by written statement.

The Guidelines for Public Comment were revised on the [Board of Education Webpage](#) and now include information regarding meeting decorum. Those individuals desiring to make a public comment may sign-up by calling 817-814-1920 by 4:00 PM the day of the workshop and may sign-up at the workshop location until 5:20 PM. Individuals desiring to make a public comment by written statement may email [boardmeetingspubliccomment@fwisd.org](mailto:boardmeetingspubliccomment@fwisd.org) by 12:00 PM the day of the workshop. Written statements will be shared with the Board of Trustees prior to the workshop and will not be read aloud during the workshop. Per policy [BED\(LOCAL\)](#) at all Special Board meetings, public comment shall be limited to items on the agenda posted with notice of the meeting.

Those who need a sign language interpreter, please call 817-814-1920 by 12 PM Monday, February 10, 2024.

### FORT WORTH INDEPENDENT SCHOOL DISTRICT BOARD WORKSHOP

Page


1. 5:30 PM - CALL BOARD WORKSHOP MEETING TO ORDER - BOARD ROOM
2. PUBLIC COMMENT
3. PRESENTATION

A. Facilities Master Plan

3 - 31

*Presenter : Kellie Spencer, Deputy Superintendent, Operations*

**4. CALL PUBLIC HEARING TO ORDER**

- A. Public Hearing to Discuss the Annual Report of the 2023-2024 Texas Academic Performance Report (TAPR) 32 - 38  
[2023-24 TAPR presentation 2024-Feb.pdf](#) 
- B. Public Comment to Discuss the Annual Report of the 2023-2024 Texas Academic Performance Report (TAPR)

**5. CLOSE PUBLIC HEARING**

**6. EXECUTIVE SESSION**

The Board will convene in closed session as authorized by the Texas Government Code Chapter §551.

- A. Seek the Advice of Attorneys (Texas Government Code §551.071)
- B. Deliberation Regarding the Appointment, Employment, Evaluation, Reassignment, Duties, Discipline, or Dismissal of a Public Officer or Employee (Texas Government Code §551.074)
  - 1. Superintendent Search

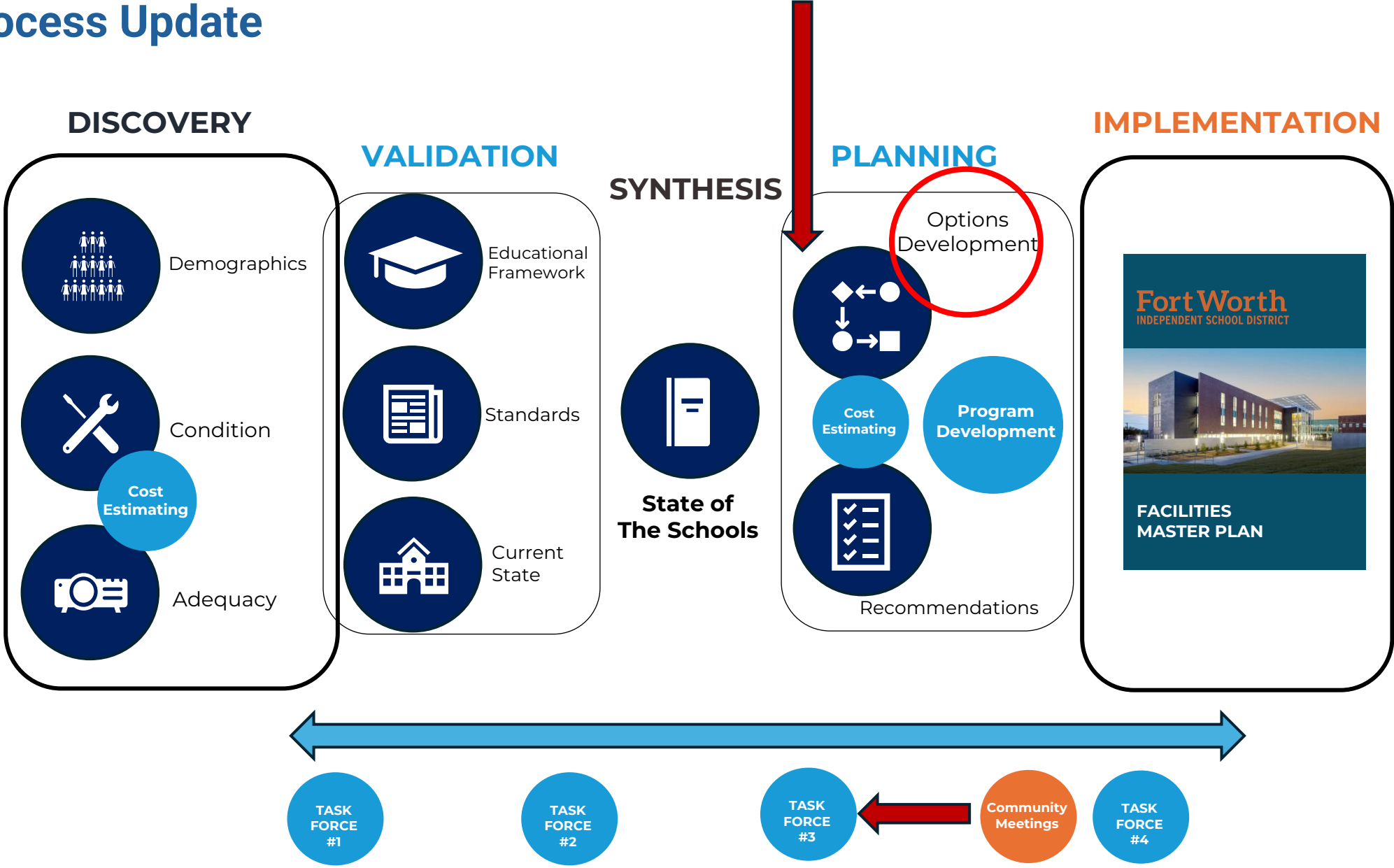
**7. ADJOURN**

# Facility Master Planning Board Workshop

February 11, 2025



# Process Update



# Elementary Minimum Enrollment Standard

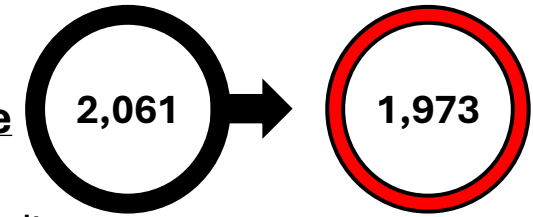
Pyramid	Current number of elementary schools	Required enrollment range	Number of schools (range) needed to serve minimum enrollment requirements	Number of schools where capacity meets minimum enrollment	Potential reduction (range)
Amon Carter	7	550 to 800	3-4	3	3-4
Arlington Heights	6	550 to 800	4-5	5	1-2
Benbrook	3	550 to 800	3	3	0
Diamond-Hill Jarvis	4	550 to 800	3	4	1
Eastern Hills	9	550 to 800	5-6	8	3-4
North Side	7	550 to 800	4-5	5	2-3
O D Wyatt	8	550 to 800	6-7	8	1-2
Paul Laurence Dunbar	5	550 to 800	3	5	2
Polytechnic	7	550 to 800	5-6	7	1-2
R L Paschal	8	550 to 800	5-6	7	2-3
South Hills	6	550 to 800	4-5	6	1-2
Southwest	5	550 to 800	3-4	5	1-2
Western Hills	4	550 to 800	3	4	1
Total	79	-	51-60	70	19-28



# Amon Carter Pyramid Elementary School Options

Current Live- In Enrollment

Projected Live-In Enrollment



## Steering Committee Option 1



### Potential ES Reduction

- Natha Howell
- Riverside ALC


### Facilities Investments

- 5-year urgent and high priority capital investments or replacements

### Boundary Changes

- Yes

## Task Force Option 2



### Potential ES Reduction

- Charles Nash
- Natha Howell
- Riverside ALC

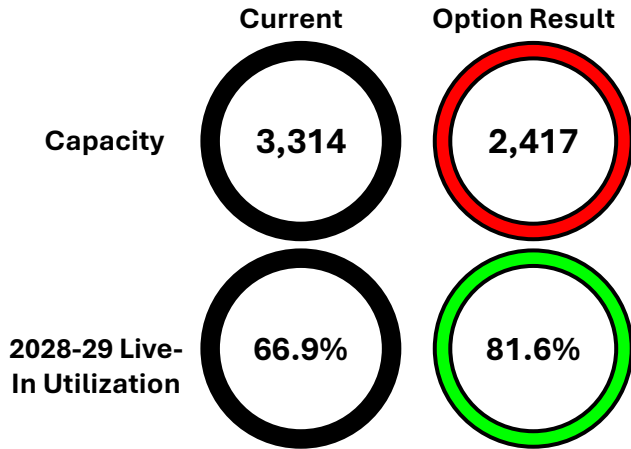
### Facilities Investments

- Versia Williams replacement (750 capacity)
- 5-year urgent and high priority capital investments or replacements

### Boundary Changes

- Yes

## Task Force Option 1



### Potential ES Reduction

- Charles Nash
- Natha Howell
- Riverside ALC

### Facilities Investments

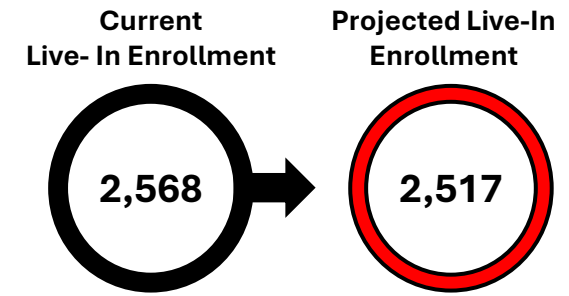
- Versia Williams (new café + 8 CR addition)
- 5-year urgent and high priority capital investments or replacements

### Boundary Changes

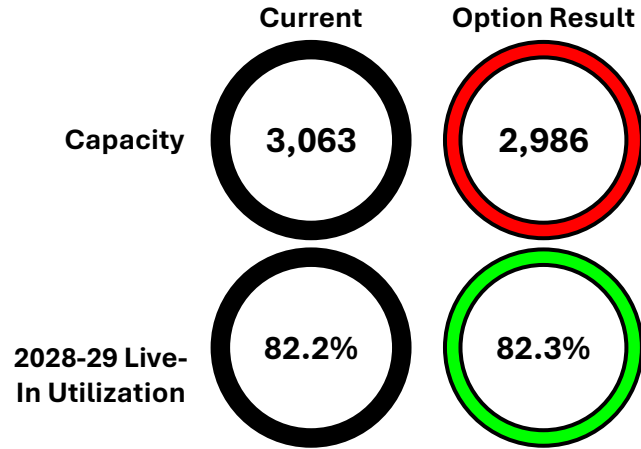
- Yes



# Arlington Heights Pyramid Elementary School Options



## Task Force Option 1



### Potential ES Reduction

- North Hi Mount

### Facilities Investments

- South Hi Mount (8 CR addition)
- 5-year urgent and high priority capital investments or replacements

### Boundary Changes

- Yes
- Rezone approx. 60 students from Ridgelea to Benbrook ES

## Task Force Option 2



### Potential ES Reduction

- North Hi Mount (repurpose as Pre-K center)

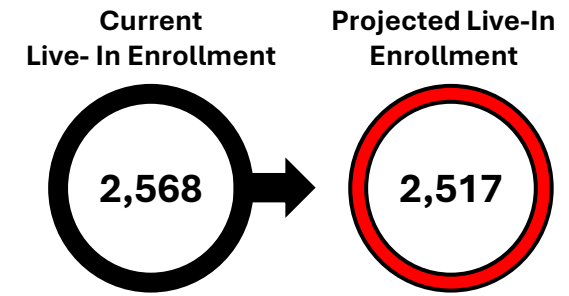
### Facilities Investments

- South Hi Mount (8 CR addition)
- 5-year urgent and high priority capital investments or replacements

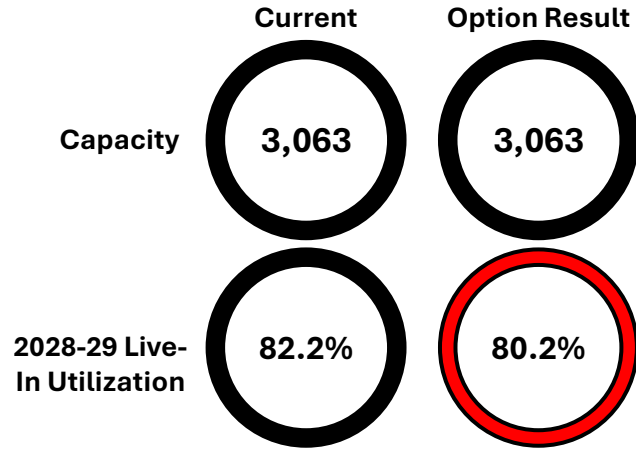
### Boundary Changes

- Yes
- Rezone approx. 60 students from Ridgelea to Benbrook ES

# Arlington Heights Pyramid Elementary School Options



## Task Force Option 3



### Potential ES Reduction

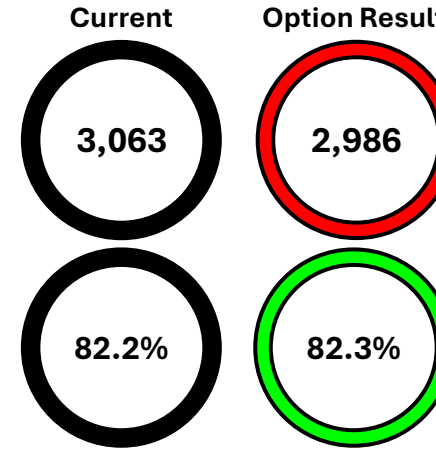
### Facilities Investments

- 5-year urgent and high priority capital investments or replacements

### Boundary Changes

- Rezone approx. 60 students from Ridgelea to Benbrook ES

## Steering Committee Option 1



### Potential ES Reduction

- North Hi Mount
- South Hi Mount

### Facilities Conversions

- Stripling MS converted to ES
- 5-year urgent and high priority capital investments or replacements

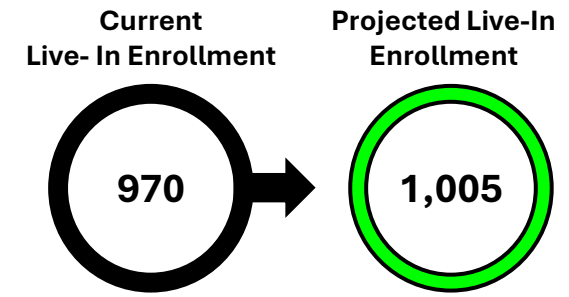
### Boundary Changes

- Yes
- Rezone approx. 60 students from Ridgelea to Benbrook ES




# Arlington Heights Pyramid

## Middle School Options



### Steering Committee Option 1



#### Potential MS Reduction

- W.C. Stripling MS

#### Facilities Conversions

- Stripling MS converted to ES

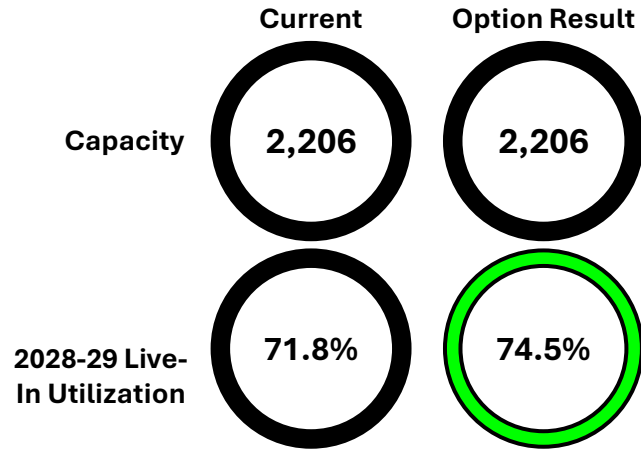
#### Boundary Changes

- Yes



# Benbrook Pyramid Elementary School Options

## Task Force Option 1



### Potential ES Reduction

#### Facilities Investments

- 5-year urgent and high priority capital investments or replacements

#### Boundary Changes

- Benbrook ES accept approx. 60 students from Ridgelea Hills ES

## Task Force Option 2



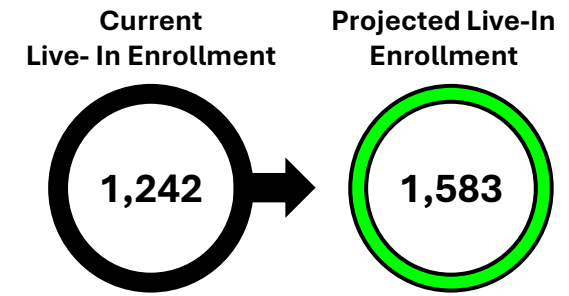
### Potential ES Reduction

#### Facilities Investments

- Benbrook ES replacement (750 capacity)
- 5-year urgent and high priority capital investments or replacements

#### Boundary Changes

- Benbrook ES accept approx. 60 students from Ridgelea Hills ES

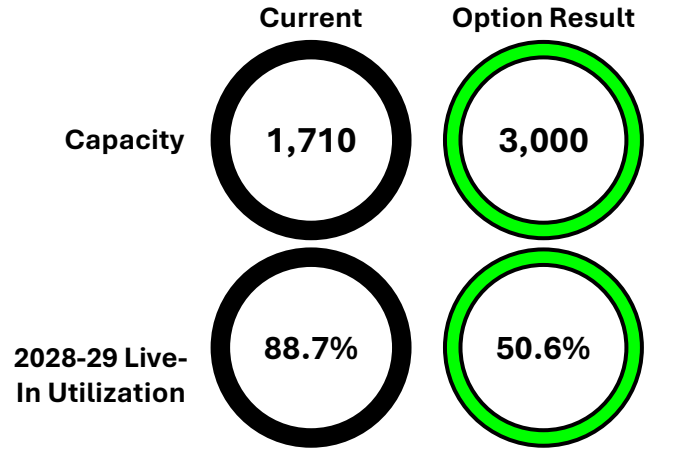


Note: Live-in enrollment for PK-5<sup>th</sup> grade is projected to reach 2,298 by 2034-35

# Benbrook Pyramid

## Middle/High School Options

### Task Force Option 1



#### Potential MS/HS Reduction

#### Facilities

##### Investments/Conversions

- Build new 2,000 seat high school in the area
- Benbrook MS/HS converts to middle school only

#### Boundary Changes

- No

### Task Force Option 2



#### Potential MS/HS Reduction

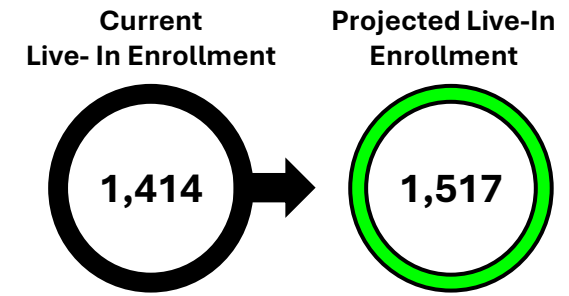
#### Facilities

##### Investments/Conversions

- Build new 900 seat middle school in the area
- Benbrook MS/HS converts to high school only

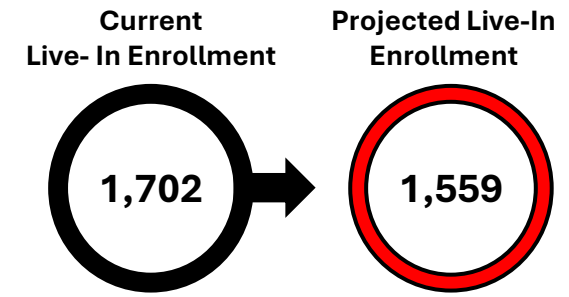
#### Boundary Changes

- No

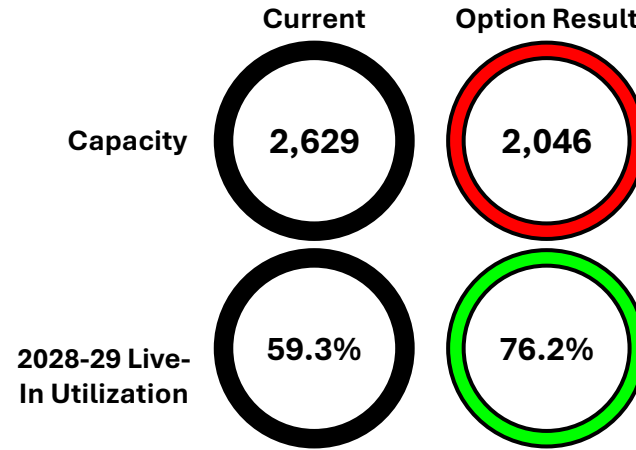


Note: Live-in enrollment for 6<sup>th</sup>-12<sup>th</sup> grade is projected to reach 2,140 by 2034-35

# Diamond Hill-Jarvis Pyramid Elementary School Options



## Task Force Option 1



### Potential ES Reduction

- H.V. Helbing ES

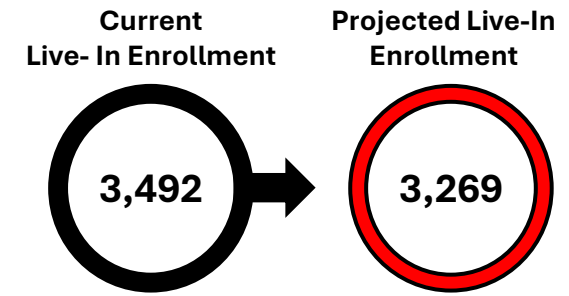
### Facilities Investments

### Boundary Changes

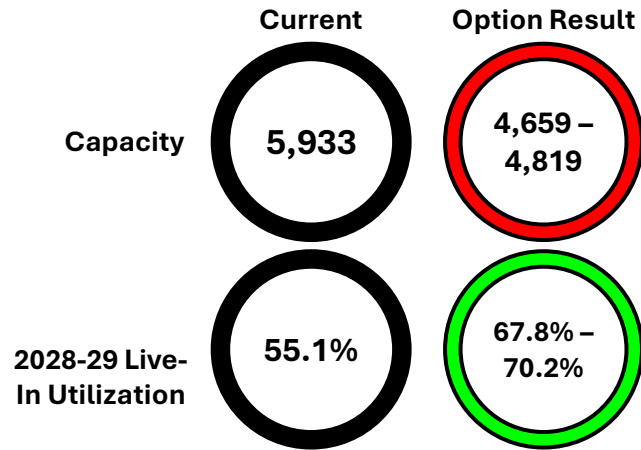
- Yes



# Eastern Hills Pyramid Elementary School Options



## Task Force Option 1



### Potential ES Reduction

- West Handley ES
- One of these three: Atwood McDonald, Bill Elliott, East Handley

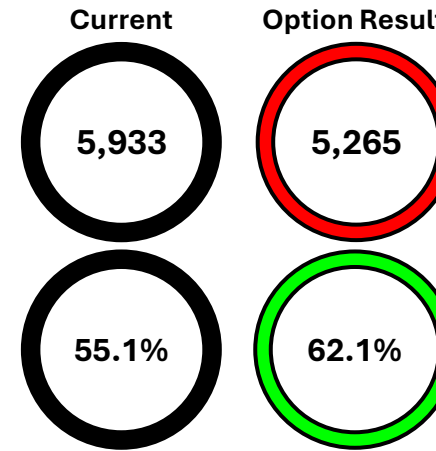
### Facilities Investments

- Eastern Hills ES replacement (750 capacity)
- 5-year urgent and high priority capital investments or replacements

### Boundary Changes

- Yes

## Task Force Option 2



### Potential ES Reduction

- West Handley ES
- Convert John T White to school of choice – students move to Lowery Road

### Facilities Investments

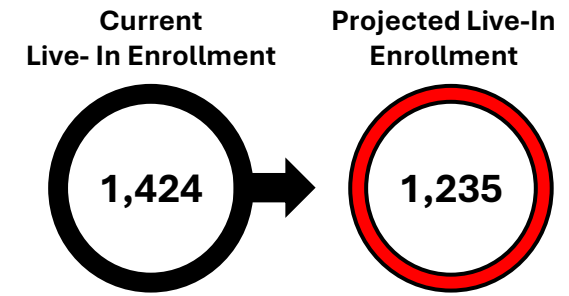
- Eastern Hills ES replacement (750 capacity)
- 5-year urgent and high priority capital investments or replacements

### Boundary Changes

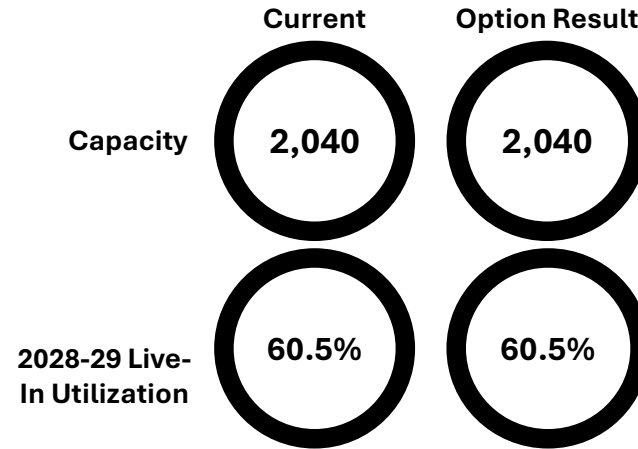
- Yes

Note: Cost for Eastern Hills ES replacement is accounted for in 2021 Bond

# Eastern Hills Pyramid Middle School Options



## Task Force Option 1



### Potential MS Reduction

### Feeder Pattern Changes

- John T White ES from Meadowbrook MS to McClung MS

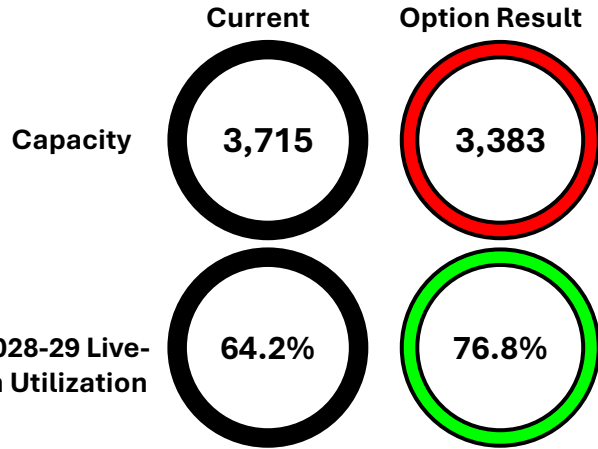
### Boundary Changes

- Yes



# North Side Pyramid Elementary School Options

## Task Force Option 1



### Potential ES Reduction

- Milton Kirkpatrick
- Charles Nash from Amon Carter Pyramid – rezone to Rufino Mondoza


### Facilities Investments

- 5-year urgent and high priority capital investments or replacements

### Boundary Changes

- Yes

## Steering Committee Option 1



### Potential ES Reduction

- Manuel Jara
- Milton Kirkpatrick
- Washington Heights

### Facilities Investments

- 5-year urgent and high priority capital investments or replacements

### Facilities Conversions

- Kirkpatrick MS converts to ES

### Boundary Changes

- Yes

## Steering Committee Option 2



### Potential ES Reduction

- Milton Kirkpatrick
- Washington Heights

### Facilities Investments

- 5-year urgent and high priority capital investments or replacements

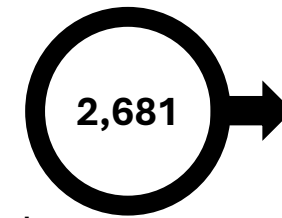
### Facilities Conversions

- Kirkpatrick MS converts to ES


### Boundary Changes

- Yes

Current  
Live-In Enrollment

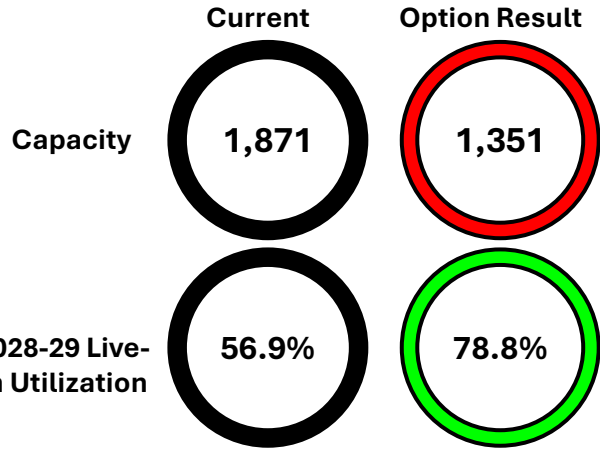


Projected Live-In  
Enrollment



# North Side Pyramid Middle School Options

## Task Force Option 1



### Potential MS Reduction


### Facilities Investments

- JP Elder replacement at 700 capacity

### Boundary Changes

- Yes

## Steering Committee Option 1



### Potential MS Reduction

- Kirkpatrick MS conversion to ES

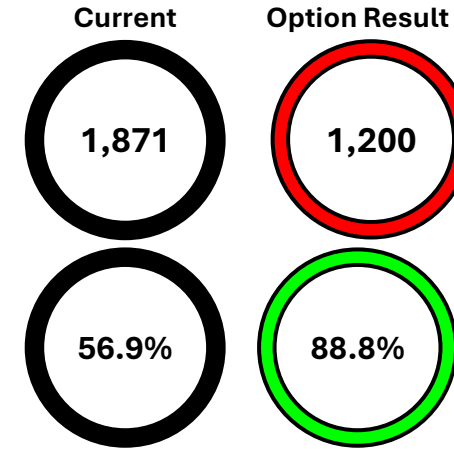
### Facilities Investments

- JP Elder replacement at 1,200 capacity using current site & Manuel Jara ES site

### Boundary Changes

- Yes

## Steering Committee Option 2



### Potential MS Reduction

- Kirkpatrick MS conversion to ES

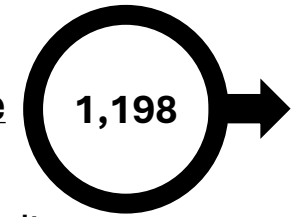
### Facilities Investments

- JP Elder replacement at 1,200 capacity using current site


### Boundary Changes

- Yes

Current Live-In Enrollment



Projected Live-In Enrollment

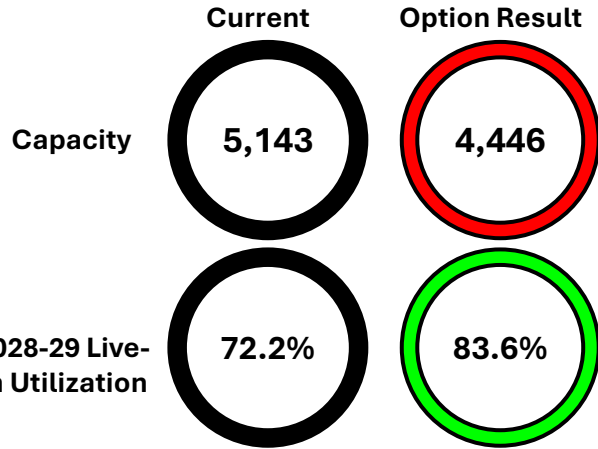


Note: Cost for MS renovations/replacements included as part of the ongoing 2021 Bond



# O D Wyatt Pyramid Elementary School Options

## Task Force Option 1



### Potential ES Reduction

- David K Sellars


### Facilities Investments

- 5-year urgent and high priority capital investments or replacements

### Boundary Changes

- Yes
- Carter Park accept approx. 90 students from Clifford Davis

## Task Force Option 2



### Potential ES Reduction

- David K Sellars
- Convert Clifford Davis to INA program


### Facilities Investments

- 5-year urgent and high priority capital investments or replacements

### Boundary Changes

- Yes

## Steering Committee Option 1



### Potential ES Reduction

- Harlean Beal


### Facilities Investments

- 5-year urgent and high priority capital investments or replacements

### Boundary Changes

- Yes
- Carter Park accept approx. 90 students from Clifford Davis

Current  
Live-In Enrollment

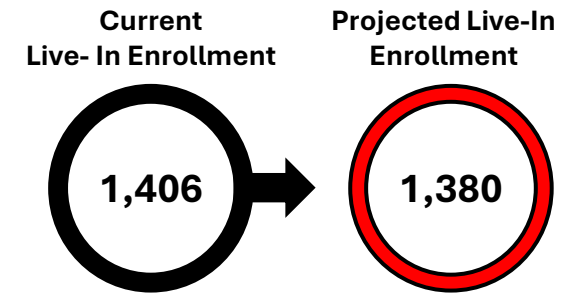


Projected Live-In  
Enrollment

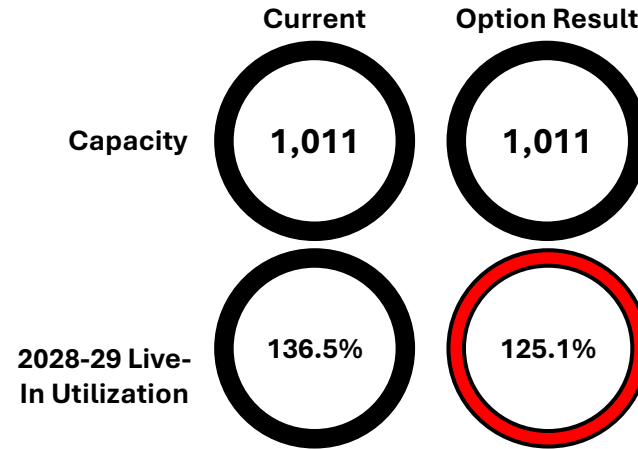


# O D Wyatt Pyramid

## Middle School Options



### Task Force Option 1



### Potential MS Reduction

### Feeder Pattern Changes

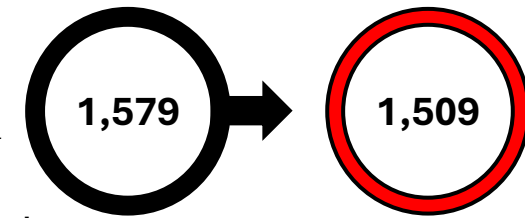
- Carter Park ES moves from LAFO MS to Morningside MS in Polytechnic Pyramid

### Boundary Changes


- Yes

# Paul Laurence Dunbar Pyramid Elementary School Options

Current Live-In Enrollment      Projected Live-In Enrollment



## Task Force Option 1



### Potential ES Reduction

- A.M. Pate (convert to Pre-K center)
- Sunrise-McMillan (students move to converted Jacquet K-8)


### Facilities Investments

- Maudrie Walton replacement (750 capacity)
- 5-year urgent and high priority capital investments or replacements

### Boundary Changes

- Yes

## Steering Committee Option 1



### Potential ES Reduction

- LA @ Maude Logan
- One of these three: A.M Pate, Christene Moss, Sunrise-McMillan


### Facilities Investments

- Maudrie Walton replacement (750 capacity)
- 5-year urgent and high priority capital investments or replacements

### Boundary Changes

- Yes

## Steering Committee Option 2



### Potential ES Reduction

- Christene Moss
- LA @ Maude Logan

### Facilities Investments

- A.M. Pate (750 capacity)
- Maudrie Walton replacement (750 capacity)
- 5-year urgent and high priority capital investments or replacements

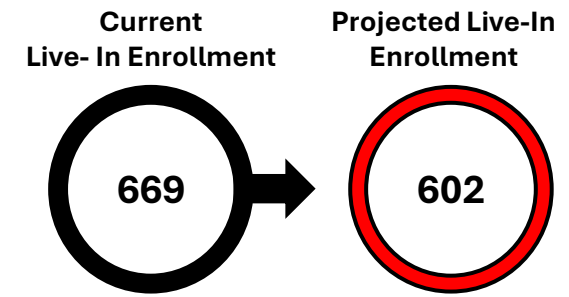
### Boundary Changes

- Yes

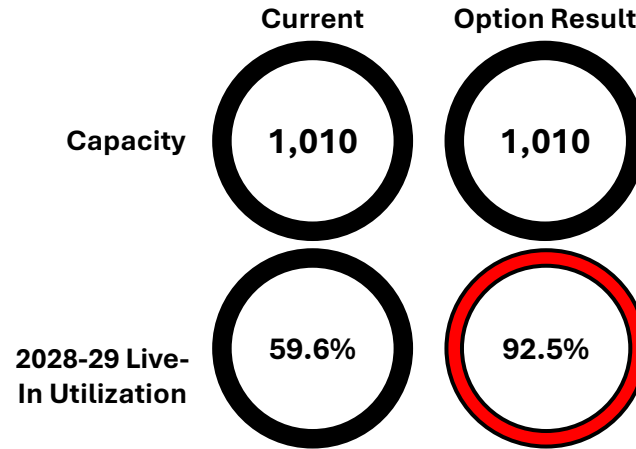
Note: Cost for Maudrie Walton ES replacement is accounted for in 2021 Bond



# Paul Laurence Dunbar Pyramid Middle School Options



## Task Force Option 1



### Potential MS Reduction

### Configuration Changes

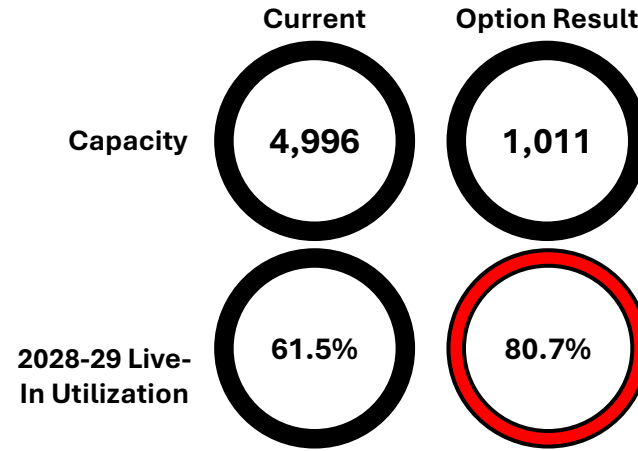
- Jacquet MS converts to K-8, accepting students from Sunrise-McMillan ES

### Boundary Changes

- Yes

# Polytechnic Pyramid Elementary School Options

## Task Force Option 1



### Potential ES Reduction

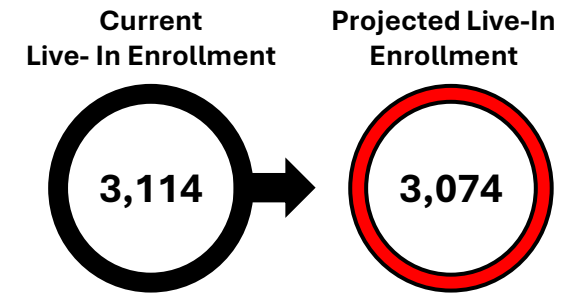
- Edward Briscoe
- SS Dillow

### Facilities Investments

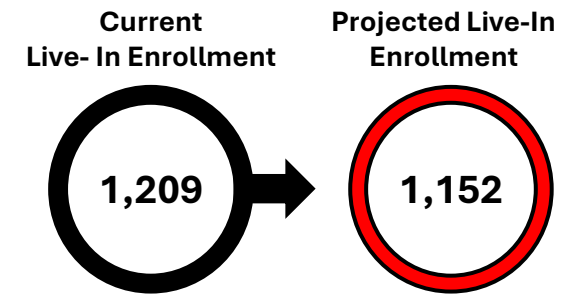
- 5-year urgent and high priority capital investments or replacements

### Boundary Changes

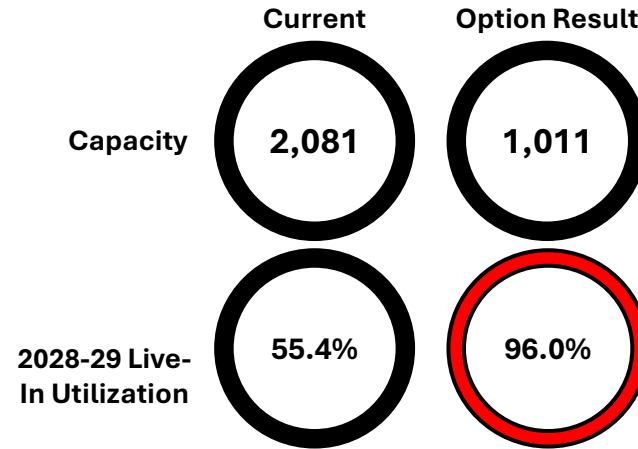
- Yes



# Polytechnic Pyramid Middle School Options



## Task Force Option 1



### Potential MS Reduction

- Morningside MS consolidated into William James MS

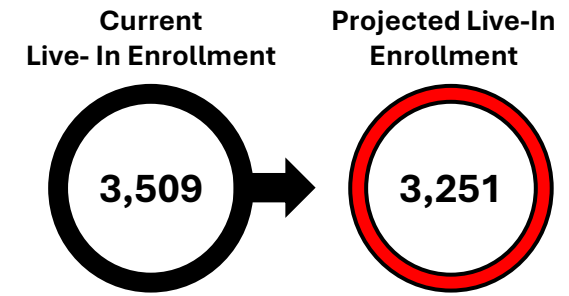
### Facilities Investments

- William James MS renovated with a new capacity of 1,200. Accept students from William James

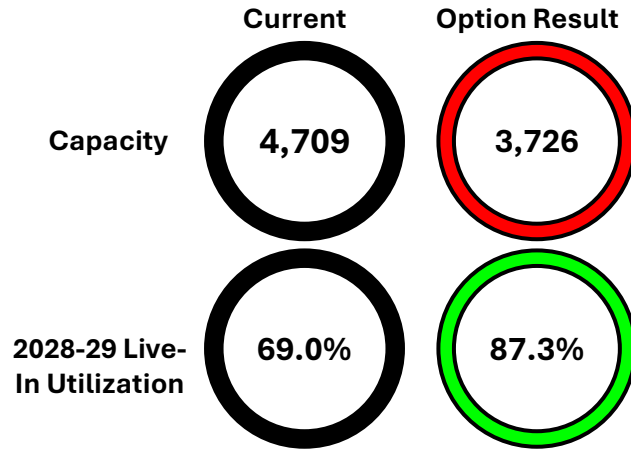
### Boundary Changes

- Yes

# R L Paschal Pyramid Elementary School Options



## Task Force Option 1



### Potential ES Reduction

- De Zavala ES
- Westcliff ES

### Feeder Pattern Changes

- George Clarke ES moves to Daggett MS feeder

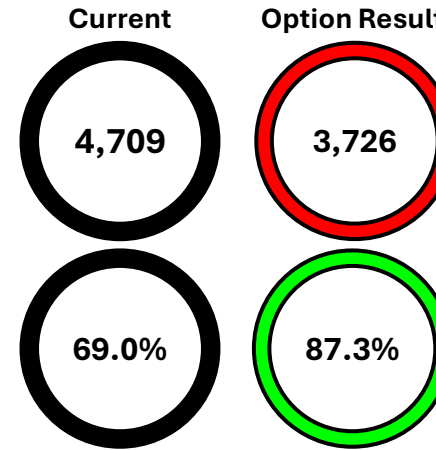
### Facilities Investments

- 5-year urgent and high priority capital investments or replacements

### Boundary Changes

- Yes

## Task Force Option 2



### Potential ES Reduction

- De Zavala ES
- Westcliff ES

### Feeder Pattern Changes

### Facilities Investments

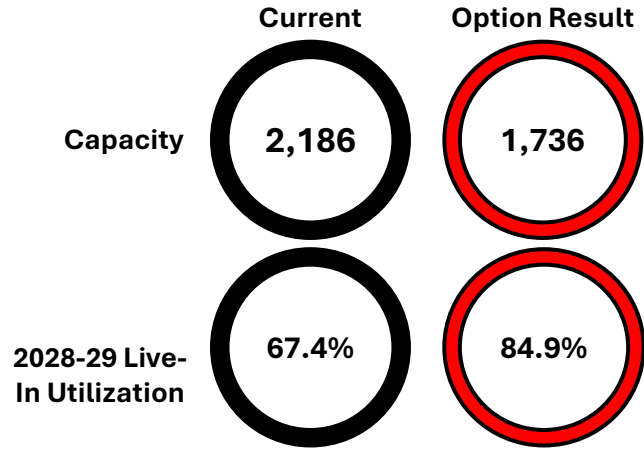
- 5-year urgent and high priority capital investments or replacements

### Boundary Changes

- Yes

# R L Paschal Pyramid Middle School Options

## Task Force Option 1



### Potential MS Reduction

- McLean 6th Grade

### Facilities Improvements

- McLean MS rebuilt at 1,200 capacity to accommodate McLean 6<sup>th</sup>

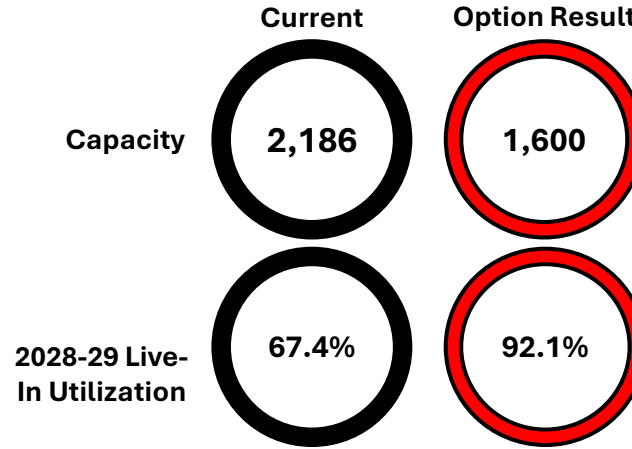
### Feeder Pattern Changes

- George Clarke ES moves to Daggett MS feeder

### Boundary Changes

- Yes

## Task Force Option 2



### Potential MS Reduction

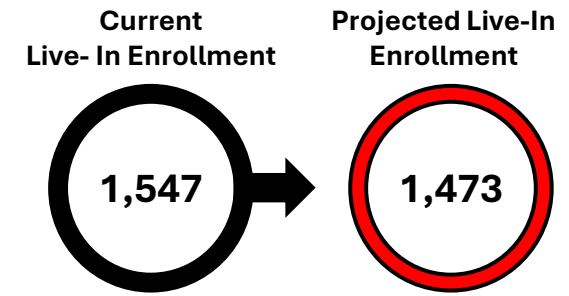
- McLean 6th Grade
- E.M. Daggett MS

### Facilities Improvements

- McLean MS rebuilt at 1,600 capacity to accommodate McLean 6<sup>th</sup> and Daggett MS

### Boundary Changes

- Yes

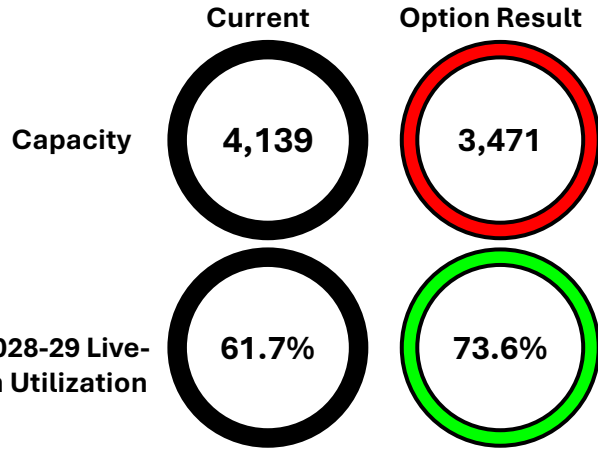


Note: Cost for MS renovations/replacements included as part of the ongoing 2021 Bond



# South Hills Pyramid Elementary School Options

## Task Force Option 1



### Potential ES Reduction

- Richard J Wilson

### Facilities Investments


- Worth Heights replacement (750 capacity)
- 5-year urgent and high priority capital investments or replacements

### Boundary Changes

- Yes

HPMLEADERSHIP.COM

## Task Force Option 2



### Potential ES Reduction

- Richard J Wilson
- Seminary Hills Park (convert to Pre-K center)


### Facilities Investments

- Worth Heights replacement (750 capacity)
- 5-year urgent and high priority capital investments or replacements

### Boundary Changes

- Yes

## Steering Committee Option 1



### Potential ES Reduction

- Hubbard Heights

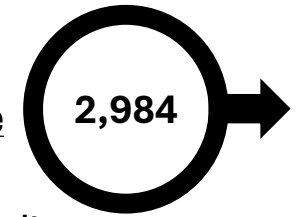
### Facilities Investments

- Worth Heights replacement (750 capacity)
- 5-year urgent and high priority capital investments or replacements

### Boundary Changes

- Yes

Current  
Live-In Enrollment



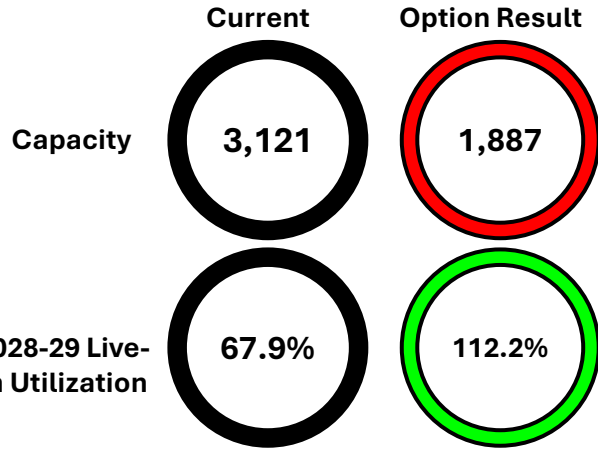
Projected Live-In  
Enrollment



Note: Cost for Worth Heights ES replacement is accounted for in 2021 Bond

# Southwest Pyramid Elementary School Options

## Task Force Option 1



### Potential ES Reduction

- Westcreek ES

### Facilities Conversions

- Convert J.T. Stevens to school of choice

### Facilities Investments


- 5-year urgent and high priority capital investments or replacements

### Boundary Changes

- Yes

HPMLEADERSHIP.COM

## Task Force Option 2



### Potential ES Reduction

- Bruce Shulkey


### Facilities Investments

- 5-year urgent and high priority capital investments or replacements

### Boundary Changes

- Yes

## Steering Committee Option 1



### Potential ES Reduction

- J.T. Stevens

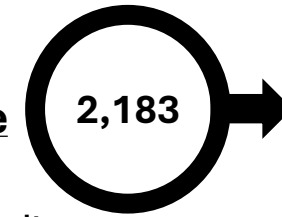
### Facilities Investments

- 5-year urgent and high priority capital investments or replacements


### Boundary Changes

- Yes

Current  
Live-In Enrollment



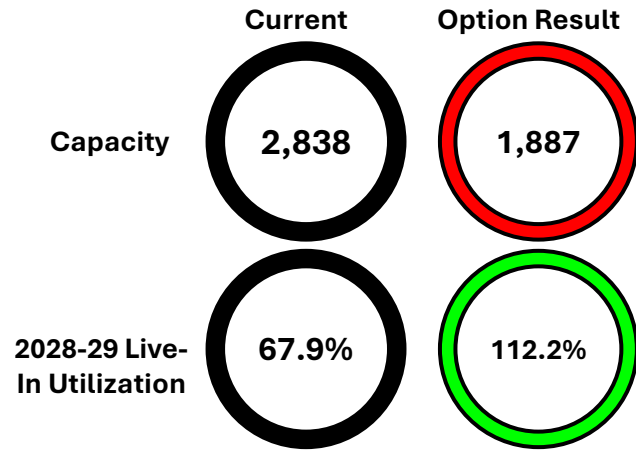
Projected Live-In  
Enrollment



Note: Cost for Worth Heights ES replacement is accounted for in 2021 Bond

# Western Hills Pyramid Elementary School Options

## Task Force Option 1



### Potential ES Reduction

- Western Hills Primary


### Facilities Investments

- Replace Luella Merrett (900 capacity)
- 5-year urgent and high priority capital investments or replacements

### Boundary Changes

- Yes

## Steering Committee Option 1



### Potential ES Reduction

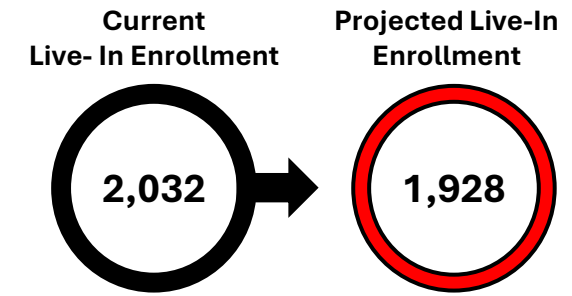
- Western Hills Primary

### Facilities Investments

- 5-year urgent and high priority capital investments or replacements

### Boundary Changes

- Yes

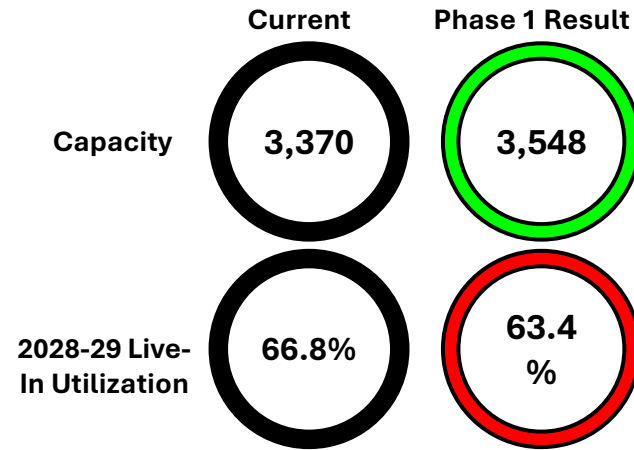


Note: Cost for Worth Heights ES replacement is accounted for in 2021 Bond

# Long Range in Arlington Heights, Benbrook, Western Hills Area – Phase 1

## Middle/High School Options

### Middle School Phase 1



#### Potential MS Reduction

- William Monnig MS

#### Facilities Conversions

- Western Hills HS converts to MS feeding Arlington Heights HS

#### Boundary/Feeder Changes

- LA @ Como moves from Monnig to Stripling MS
- Luella Merrett moves from Leonard MS to Western Hills MS/Arlington Heights HS
- M L Phillips & Ridgelea Hills move from Monnig MS to Western Hills MS

### Middle School Phase 2



#### Potential MS Reduction

#### Facilities Conversions

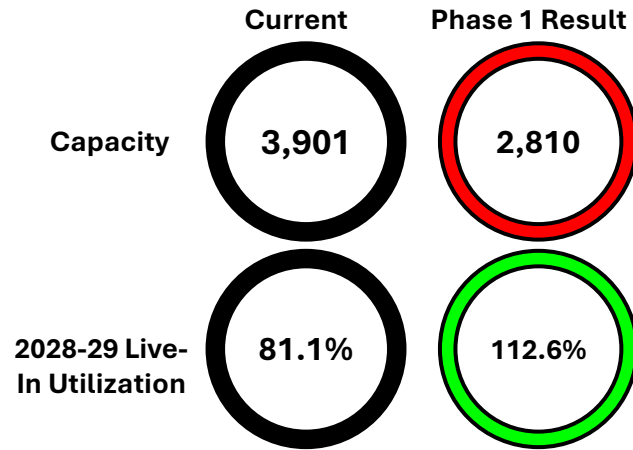
- Entire Benbrook Middle/High converts to a middle school when new Benbrook area HS opens

#### Boundary/Feeder Changes

# Long Range in Arlington Heights, Benbrook, Western Hills Area – Phase 1

## Middle/High School Options

### High School Phase 1



#### Potential HS Reduction

#### Facilities Conversions

- Western Hills HS converts to MS feeding Arlington Heights HS

#### Boundary/Feeder Changes

- Luella Merrett moves from Western Hills HS to Arlington Heights HS
- Waverly Park and Western Hills ES move from Western Hills HS to Benbrook HS

### High School Phase 2



#### Potential HS Reduction

#### Facilities investments

- Construct new 2,000 capacity HS in Benbrook area

#### Boundary/Feeder Changes

## District Level Summary

### **Potential facility reduction:**

- 14 to 21 elementary schools
- Up to 3 middle schools
- Up to 1 high school

### **Potential replacements or new construction:**

- 6 to 8 elementary schools
- Up to 3 middle schools
- Up to 1 high school

## Task Force Exercise – February 13

### Task Force will review options and respond to the following questions:

- How well does this option create elementary schools that meet the minimum capacity/enrollment requirements?
- How well does this option result in overall efficient utilization of buildings within the pyramid?
- Of the remaining buildings in this option, are the actions at each building appropriate for the long-term need? If not, what would you propose (example; capital improvements vs. long-term replacement)?
- Do you still believe this is a viable option to present to the community?
- Would you make any modifications to this option?

# 2023-2024 Texas Academic Performance Report (TAPR)

**Fort Worth**  
INDEPENDENT SCHOOL DISTRICT

Board of Education  
Public Hearing

February 11, 2025



# 2023-24 Texas Academic Performance Report (TAPR)

District Name: **Fort Worth ISD**

District Number: **220905**

2024 Accountability Rating:

***Not Rated\****

School Year	Estimated Score	Estimated Grade
2022-23	64	D
2023-24	70	C

The issuance of 2024 **A–F** ratings remain pending and subject to change based on judicial rulings.

<https://tea.texas.gov/texas-schools/accountability/academic-accountability/performance-reporting/2024-accountability-system>

# Accessing the TAPR Report

Follow the link to access TAPR and the TAPR Glossary:

<https://rptsvr1.tea.texas.gov/perfreport/tapr/2024/index.html>

The screenshot shows the TEA website interface. At the top, there is a navigation bar with links for 'TEA Website', 'A-Z Index', 'Contact TEA', and 'Sign Up For Updates'. The TEA logo is prominently displayed on the left, and a search bar is on the right. Below the navigation, a breadcrumb trail reads: 'Home > Performance Reporting Division > Texas Academic Performance Reports > 2023-24 Texas Academic Performance Report'. The main heading is '2023-24 Texas Academic Performance Reports'. On the left side, there is a vertical list of links: 'Performance Reporting', 'Campus Report', 'District Report', 'Region Report', 'State Report', and 'Glossary'. The 'Performance Reporting' link is underlined. A text box on the right explains that the PDF version of the TAPR includes only major data points and is designed for public notification requirements, while the Texas Performance Reporting System (TPRS) provides more comprehensive data. Below this, there are instructions on how to search by individual campus or district, and how to view data by ESC region or for the entire state. A final note mentions that the TAPR Glossary provides definitions and sources for each tab in the TAPR system.

Indicator	Performance
*Financial Actual 2022-23 Report	<b>Total Revenue for 2022-23 was \$839,444,324</b>  PEIMS District Financial Actual Reports <a href="https://rptsvr1.tea.texas.gov/school.finance/forecasting/financial_reports/2223_FinActRep.html">https://rptsvr1.tea.texas.gov/school.finance/forecasting/financial_reports/2223_FinActRep.html</a>

\*Current year Financial Actual Reports are not released until Spring.

Indicator	Performance															
2023-24 Report on Violent or Criminal Incidents	Reporting on Incident Codes: 02-Conduct Punishable as a Felony 36-Felony Controlled Subs Violation <b>63+ Incidents in 2023-24</b>	<table border="1"> <thead> <tr> <th>Code</th> <th>2022-23</th> <th>2023-24</th> </tr> </thead> <tbody> <tr> <td>02</td> <td>86</td> <td>63</td> </tr> <tr> <td>36</td> <td>167</td> <td>*</td> </tr> <tr> <td><b>Total Incidents</b></td> <td><b>253</b></td> <td><b>63+</b></td> </tr> </tbody> </table>	Code	2022-23	2023-24	02	86	63	36	167	*	<b>Total Incidents</b>	<b>253</b>	<b>63+</b>		
	Code	2022-23	2023-24													
	02	86	63													
	36	167	*													
	<b>Total Incidents</b>	<b>253</b>	<b>63+</b>													
	* Masked per FERPA															
TEA Discipline Reports <a href="https://tea.texas.gov/reports-and-data/student-data/discipline-data-products/discipline-reports">https://tea.texas.gov/reports-and-data/student-data/discipline-data-products/discipline-reports</a>																
Student Safety Board Policies FFB, FFF and FFI are provided.																
Fort Worth ISD Board Policy Manual <a href="https://pol.tasb.org/PolicyOnline?key=1101">https://pol.tasb.org/PolicyOnline?key=1101</a>																

Indicator	Performance
Student Performance in Postsecondary Institutions	High School Graduates from 2023 Enrollment in Texas Public Higher Education
	<b><u>Fort Worth ISD</u></b>
	1,613 Texas Public or Independent
	65 Other Pub/Ind 4-yr Institution
	15 Other Pub/Ind 2-yr Institution
	631 Not Trackable
2,332 Not Found	
4,656 Total High School Graduates	
Texas Higher Education Coordinating Board (THECB)	
<a href="http://www.txhighereddata.org/index.cfm?objectid=C7CAEE90-D970-11E8-BB650050560100A9">http://www.txhighereddata.org/index.cfm?objectid=C7CAEE90-D970-11E8-BB650050560100A9</a>	

**2022-2023 is the latest year available**

# Fort Worth

INDEPENDENT SCHOOL DISTRICT

[www.fwisd.org](http://www.fwisd.org)