

HR Dashboard

BELOW IS A SNAPSHOT OF HUMAN RESOURCES DEPARTMENT DATA FOR
OCTOBER 29, 2024- DECEMBER 2, 2024

OPEN & FILLED POSITIONS

POSTED POSITIONS:

TOTAL 18

- ADM - 1
- PEA - 1
- PESPA - 15
- OTHER - 1
- MISC - 0
- NUT SERVICES - 0
- CURRENT POSTINGS: 21

YEAR TO DATE: 60

FILLED POSITIONS:

TOTAL 26

- ADM - 1
- PEA- 6
- PESPA- 14
- OTHER - 0
- MISC - 0
- NUT SERVICES - 5

YEAR TO DATE: 70

RESIGNATIONS & RETIREMENTS

RESIGNATIONS:

TOTAL 14

- ADM - 0
- PEA - 1
- PESPA - 9
- OTHER - 2
- MISC.- 1
- NUT SERVICES - 1

YEAR TO DATE: 27

RETIREMENTS:

TOTAL 0

- ADM - 0
- PEA- 0
- PESPA- 0
- OTHER - 0
- MISC - 0
- NUT SERVICES - 0

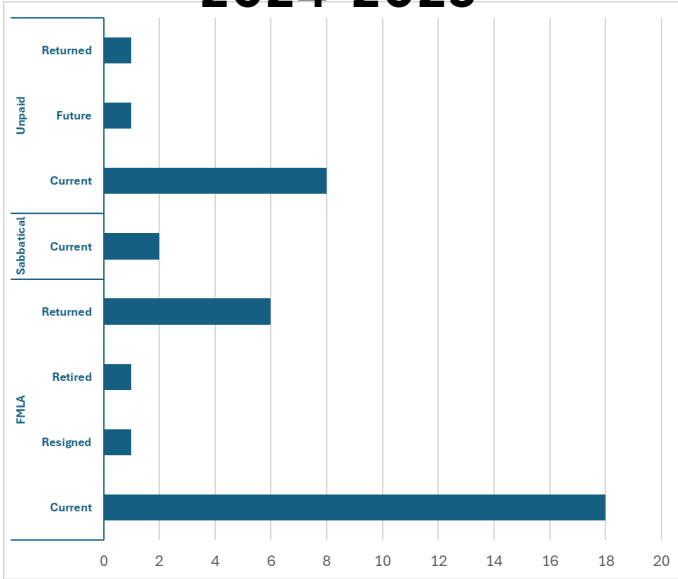
YEAR TO DATE: 4

TOTAL NUMBER OF PENNRIDGE EMPLOYEES ON PAYROLL: 1113

HR Dashboard

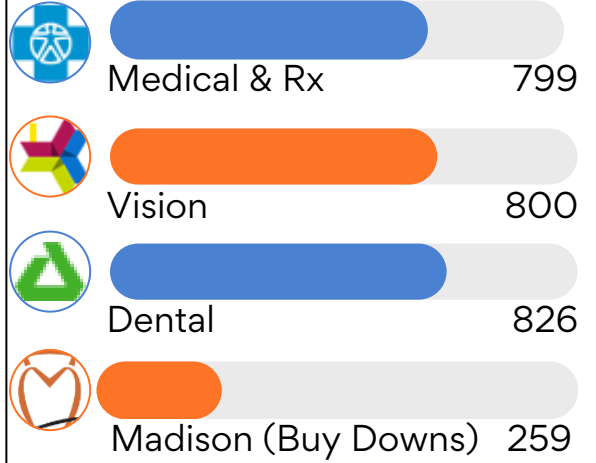
LEAVES OF ABSENCE

2024-2025



BENEFITS

Employee Coverage



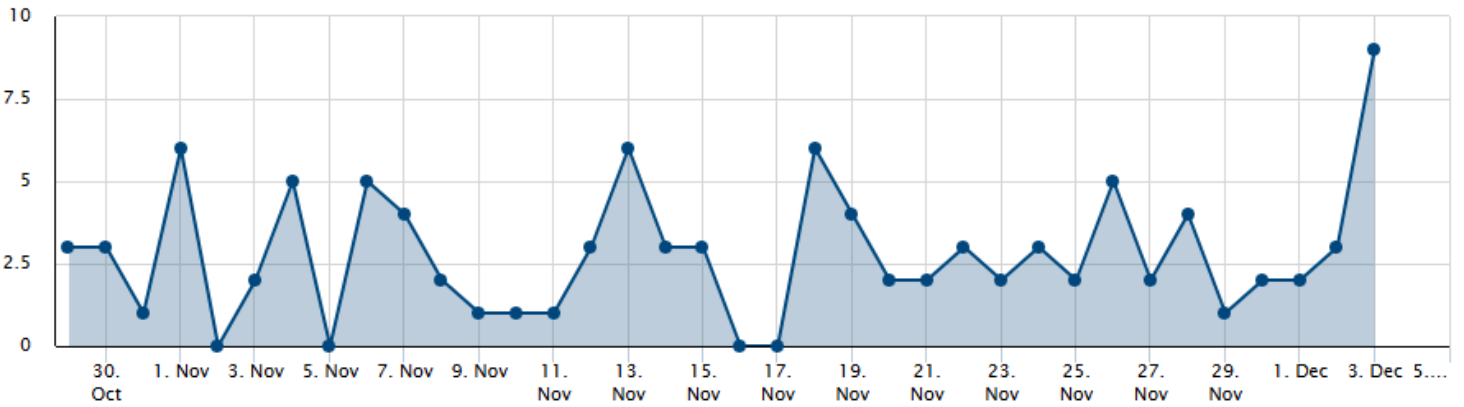
****Benefit Eligible Employees - 996**

APPLICATIONS

101 APPLICATIONS SUBMITTED BETWEEN 10/29/2024 AND 12/03/2024

Trends

Applications Submitted



UPCOMING RECRUITMENT EVENTS

February 21, 2025 - Temple University

March 7, 2025 - Moravian University

March 11, 2025- Millersville University