



Immigration Meeting  
February 4, 2025



# Agenda:

Context for meeting

Protocols

Supporting Our Families

Additional Resources

Q & A



# Context for Meeting

**The Department of Education and the Mayor's Office *"are committed to protecting the right of every student to attend public school, regardless of immigration status, national origin, or religion."*** - NYC Department of Education website

- ▶ What is ICE?
- ▶ What do I do if ICE shows up at BBL?
- ▶ Trauma-Informed Approach to Communicating with Students and Families



***"Non-local law enforcement officers, including ICE officers, may only obtain access to school facilities or students in school under one of the following circumstances: with consent; with proper warrants; or under exigent circumstances."*** - <https://infohub.nyced.org/>



**1. CONSENT**



**2. PROPER  
WARRANTS**



**3. EXIGENT  
CIRCUMSTANCES**



# BBL Protocols - Staff

1. The school safety agent will immediately alert the school principal or school principal's designee and ask the officer to wait outside of the building.

**2. Do not provide any information** about an individual student, family member, or BBL employee, under any circumstances. Remain calm and limit communication to connecting the officer with the school principal.

3. DOE does not consent to **non-local law enforcement** accessing school facilities, and school principals and other school personnel may not permit access without legal approval.



# BBL Protocols - Staff

**General Process—If a Non-Local Law Enforcement Officer, Including an ICE Officer, Comes to Your School for Any Reason Contact the Principal.**

**The Principal will:**

**1. Get Information**

- the name and badge/ID number of the officer
- the phone number of the officer's supervisor
- the purpose of the visit

**2. Escalate to BBL's Legal Team**

- Obtain any documentation from the officer, such as a subpoena, search warrant, or arrest warrant.
- Advise the officer that prior to responding to the officer's request, you must notify and obtain guidance from counsel, and that the officer must wait outside the school building during that process.
- Contact BBL's legal counsel and provide details and documentation obtained from the officer.

**3. Wait for further instruction.**



# BBL Protocols - Staff

- ▶ Use of radios will be used to communicate with the office, if necessary (during dismissal, recess, etc.)
- ▶ Principals have coordinated with **Co-located** building Principals to ensure alignment with all Department of Education protocols and communication between campuses in the event of a visit from ICE or any other non-local law enforcement officer.



# Example of Judicial Warrant

# WARRANT SAMPLE

AO 93 (Rev. 11/13) Search and Seizure Warrant



UNITED STATES DISTRICT COURT  
for the

In the Matter of the Search of )  
(Briefly describe the property to be searched )  
or identify the person by name and address) )  
)  
)  
)

Case No.

### SEARCH AND SEIZURE WARRANT

To: Any authorized law enforcement officer

An application by a federal law enforcement officer or an attorney for the government requests the search of the following person or property located in the \_\_\_\_\_ District of \_\_\_\_\_  
*(identify the person or describe the property to be searched and give its location):*

I find that the affidavit(s), or any recorded testimony, establish probable cause to search and seize the person or property described above, and that such search will reveal *(identify the person or describe the property to be seized):*

**YOU ARE COMMANDED** to execute this warrant on or before \_\_\_\_\_ *(not to exceed 14 days)*  
 in the daytime 6:00 a.m. to 10:00 p.m.     at any time in the day or night because good cause has been established.

Unless delayed notice is authorized below, you must give a copy of the warrant and a receipt for the property taken to the person from whom, or from whose premises, the property was taken, or leave the copy and receipt at the place where the property was taken.





# Supporting Our Families at Home

## Red Cards / Tarjetas Rojas

**All people in the United States, regardless of immigration status, have certain rights and protections under the U.S. Constitution. The Red Cards help people assert their rights and defend themselves in many situations, such as when ICE agents go to a home.**



<https://www.ilrc.org/>

**BBL Zoom Family meeting  
tonight - 878 4173 8901**



# Supporting Our Families at Home

You have constitutional rights:

- **DO NOT OPEN THE DOOR** if an immigration agent is knocking on the door.
- **DO NOT ANSWER ANY QUESTIONS** from an immigration agent if they try to talk to you. You have the right to remain silent.
- **DO NOT SIGN ANYTHING** without first speaking to a lawyer. You have the right to speak with a lawyer.
- If you are outside of your home, ask the agent if you are free to leave and if they say yes, leave calmly.
- **GIVE THIS CARD TO THE AGENT.** If you are inside of your home, show the card through the window or slide it under the door.

I do not wish to speak with you, answer your questions, or sign or hand you any documents based on my 5th Amendment rights under the United States Constitution.

I do not give you permission to enter my home based on my 4th Amendment rights under the United States Constitution unless you have a warrant to enter, signed by a judge or magistrate with my name on it that you slide under the door.

I do not give you permission to search any of my belongings based on my 4th Amendment rights.

I choose to exercise my constitutional rights.

*These cards are available to citizens and noncitizens alike.*

<https://www.ilrc.org/>



# Supporting Our Students in the Classroom:

- Native language translations
- Trauma-informed care, as needed
  - ▶ Inform the Principal
  - ▶ Ensure physical and emotional safety
  - ▶ Remain consistent with curriculum, instruction and your care



# Supporting Our Families at Home

## KNOWLEDGE IS POWER: FAMILY PREPAREDNESS PLAN

### BE PROACTIVE: PREPARE YOURSELF IF YOU ARE STOPPED BY ICE/POLICE

#### Family Emergency Plan

An Emergency Plan is a document everyone should have to protect themselves and their families in case of an emergency, whether it's a fire, an earthquake, or an encounter with an arrest and detention by ICE.

**DO NOT CARRY YOUR EMERGENCY PLAN AROUND WITH YOU!**

Keep it in a safe place with other important documents: your passport, medical prescriptions, and other migration documents.

**IMPORTANT INFORMATION OF FAMILY MEMBERS IN PROGRESS**


Marked/Phone Number \_\_\_\_\_  
 Marked/Phone Number \_\_\_\_\_  
 Marked/Phone Number \_\_\_\_\_

**EVERYONE IN THE HOUSE**

Name of child: \_\_\_\_\_  
 Date of birth and Social Security number: \_\_\_\_\_  
 Name of Primary Doctor: \_\_\_\_\_  
 Phone number of doctor: \_\_\_\_\_  
 List of medications: \_\_\_\_\_  
 Allergies and dietary restrictions: \_\_\_\_\_

#### Gather the following:

- A folder for each family member.
- Copies of identity documents.
- Copies of immigration documents.
- Copies of medical records
- Bank information.
- Assign a trustworthy primary contact person.




another example

**Immigration Legal Support:**

- [immigrantjustice.org](http://immigrantjustice.org)
- [immigrationadvocates.org](http://immigrationadvocates.org)
- [immi.org](http://immi.org)


**✗ Administrative Warrant**

- Does not allow ICE entry
- Signed by an ICE supervisor and not by a Judge
- May have "U.S. Department of Homeland Security" at top



**✓ Judicial Warrant**

- Allows ICE to enter the home
- Signed by a Judge
- Will have name of a state or federal court at the top such as "Supreme Court of the State of New York"



#### What to look for:

- Your name.
- Is it the right address?
- Is your name spelled correctly?
  - only the person, property, and areas specified may be searched.
- It is signed by a judge and has the name of a state/federal court at the top.



# Additional Resources

## NYC RESOURCES FOR FAMILIES

### Mental Health

- NYC Well: Description: Free, confidential mental health support 24/7. Available by phone, text, or chat in over 200 languages. **Contact:** 1-888-NYC-Well (1-888-692-9355)
- Immigrant Family Services: Description: Provides mental health counseling, family therapy, and support groups for immigrant families. **Website:** [Find their website online - search "Immigrant Family Services NYC"]
- The Trevor Project: Description: Crisis intervention and suicide prevention services specifically for LGBTQ youth. **Contact:** 1-866-488-7386
- National Alliance on Mental Illness (NAMI): Description: Provides support and education for people with mental illness and their families. **Website:** <https://www.nami.org/>
- Charlie Health: Description: Provides virtual mental health treatment, including group therapy, individual therapy, and family therapy, for teens and young adults. **Website:** <https://bit.ly/3X0cgnJ>

## NYC RESOURCES FOR FAMILIES

### Other Support Resources

- New York Immigration Coalition (NYIC): Description: Advocates for and provides resources to immigrants and refugees in New York State. **Website:** [nyic.org](http://nyic.org)
- Catholic Migration Services (CMS): Description: Offers legal assistance, resettlement services, and other support to immigrants and refugees. **Website:** [cmsny.org](http://cmsny.org)
- The Legal Aid Society: Description: Provides free legal services to low-income New Yorkers. **Website:** [legalaidsociety.org](http://legalaidsociety.org)
- Accion USA: Description: Provides financial services and support to immigrant entrepreneurs and small businesses. **Website:** [accionusa.org](http://accionusa.org)
- ABC Association to Benefit Children: Description: Provides a variety of programs and services to support children and families in need. **Website:** <https://www.a-b-c.org/>  
**Phone Number:** +1 929-288-4334



# Additional Resources

[DOE Family Webpage: Immigrant Families](#)

# Warrant National Hotline 844-363- 1423 (text 877877)

All non-US citizens, including Green Card holders, should consult an Immigration Attorney to obtain specific information for your family situation.

[Legalaidsociety.org](http://Legalaidsociety.org)

**KNOWLEDGE IS POWER: KNOW YOUR RIGHTS**

<b>IF ICE/POLICE COME TO YOUR HOME</b>	<b>IF ICE/POLICE STOP YOU IN PUBLIC</b>		
<ul style="list-style-type: none"> <li>TRY TO REMAIN <b>CALM</b>.</li> <li><b>DO NOT</b> OPEN THE DOOR.</li> <li>ASK FOR A <b>JUDICIAL WARRANT SIGNED BY A JUDGE</b>.               <ul style="list-style-type: none"> <li>ASK FOR THE ORDER TO BE PLACED UNDER THE DOOR OR TO BE SHOWN THROUGH A WINDOW.</li> </ul> </li> <li>IF THEY ENTER WITHOUT PERMISSION, <b>VERBALLY STATE</b> YOU DO NOT GRANT THEM PERMISSION TO ENTER YOUR HOME AND SEARCH YOUR BELONGINGS.</li> <li><b>DO NOT</b> ANSWER ANY QUESTIONS. YOU HAVE THE <b>RIGHT TO REMAIN SILENT</b>. IF YOU CHOOSE TO SPEAK, <b>DO NOT LIE</b>.</li> <li><b>RECORD</b> THE EVENT, ENSURE PHOTOS AND VIDEOS ARE SYNCED TO THE CLOUD</li> <li>UTILIZE THE <b>NOTIFICA APP</b> IF YOU'RE AT RISK OF BEING DETAINED.</li> </ul>	<ul style="list-style-type: none"> <li><b>DO NOT</b> CARRY A PASSPORT OR PROVIDE A FOREIGN ID.</li> <li>ASK THEM TO <b>IDENTIFY THEMSELVES</b>.</li> <li>PROVIDE YOUR <b>NAME ONLY</b>.</li> <li><b>DO NOT</b> ANSWER ANY QUESTIONS. YOU HAVE THE <b>RIGHT TO REMAIN SILENT</b>. IF YOU CHOOSE TO SPEAK, <b>DO NOT LIE</b>.</li> <li><b>DO NOT</b> SIGN ANYTHING.</li> <li><b>DO NOT</b> CONSENT TO BEING SEARCHED-VERBALLY SAY, <b>"I DO NOT CONSENT TO BEING SEARCHED."</b></li> <li><b>ICE LIES-DO NOT</b> AGREE TO WHAT ICE ASKS.</li> </ul>		
<div style="background-color: #ff0000; color: white; padding: 5px; font-size: small;"> <table border="1" style="width: 100%; border-collapse: collapse;"> <tr> <td style="width: 50%; padding: 2px;">           tiene derechos constitucionales.            NO ABRA LA PUERTA SI UN AGENTE DEL SERVICIO DE INMIGRACION SI EL TRATA DE HABLAR CON USTED. CON ESTA TOCANDO LA PUERTA.             TESTE NINGUN PREGUNTA DEL AGENTE DEL SERVICIO DE INMIGRACION SI EL TRATA DE HABLAR CON USTED. NO LE DERECHO A MANTENERSE CALLADO. No dar su nombre al agente.            En el trabajo, pregunte al agente si esta libre de ir y si el agente dice que si, váyase.            tiene derecho de hablar con un abogado.             LE ESTA TARJETA AL AGENTE. NO ABRA LA PUERTA         </td> <td style="width: 50%; padding: 2px;">           I do not wish to speak with you, answer your questions or hand you any documents based on my 5th Amendment rights under the United States Constitution.             I do not give you permission to enter my home based on my 4th Amendment rights under the United States Constitution unless you have a warrant to enter, signed by a Judge or magistrate with my name on it that you slide under the door.            I do not give you permission to search any of my belongings based on my 4th Amendment rights.            I choose to exercise my constitutional rights.             These cards are available to citizens and noncitizens         </td> </tr> </table> </div>		tiene derechos constitucionales. NO ABRA LA PUERTA SI UN AGENTE DEL SERVICIO DE INMIGRACION SI EL TRATA DE HABLAR CON USTED. CON ESTA TOCANDO LA PUERTA.  TESTE NINGUN PREGUNTA DEL AGENTE DEL SERVICIO DE INMIGRACION SI EL TRATA DE HABLAR CON USTED. NO LE DERECHO A MANTENERSE CALLADO. No dar su nombre al agente. En el trabajo, pregunte al agente si esta libre de ir y si el agente dice que si, váyase. tiene derecho de hablar con un abogado.  LE ESTA TARJETA AL AGENTE. NO ABRA LA PUERTA	I do not wish to speak with you, answer your questions or hand you any documents based on my 5th Amendment rights under the United States Constitution.  I do not give you permission to enter my home based on my 4th Amendment rights under the United States Constitution unless you have a warrant to enter, signed by a Judge or magistrate with my name on it that you slide under the door. I do not give you permission to search any of my belongings based on my 4th Amendment rights. I choose to exercise my constitutional rights.  These cards are available to citizens and noncitizens
tiene derechos constitucionales. NO ABRA LA PUERTA SI UN AGENTE DEL SERVICIO DE INMIGRACION SI EL TRATA DE HABLAR CON USTED. CON ESTA TOCANDO LA PUERTA.  TESTE NINGUN PREGUNTA DEL AGENTE DEL SERVICIO DE INMIGRACION SI EL TRATA DE HABLAR CON USTED. NO LE DERECHO A MANTENERSE CALLADO. No dar su nombre al agente. En el trabajo, pregunte al agente si esta libre de ir y si el agente dice que si, váyase. tiene derecho de hablar con un abogado.  LE ESTA TARJETA AL AGENTE. NO ABRA LA PUERTA	I do not wish to speak with you, answer your questions or hand you any documents based on my 5th Amendment rights under the United States Constitution.  I do not give you permission to enter my home based on my 4th Amendment rights under the United States Constitution unless you have a warrant to enter, signed by a Judge or magistrate with my name on it that you slide under the door. I do not give you permission to search any of my belongings based on my 4th Amendment rights. I choose to exercise my constitutional rights.  These cards are available to citizens and noncitizens		
<div style="display: flex; justify-content: center; align-items: center;"> <span style="font-size: small;">notifica by United We Dream</span> </div>			
<div style="background-color: #ff0000; color: white; padding: 10px; font-weight: bold; font-size: large;">             Carry a red card and verbally state your rights if you are detained.           </div>			

ImmSchools



# Questions & Answers

