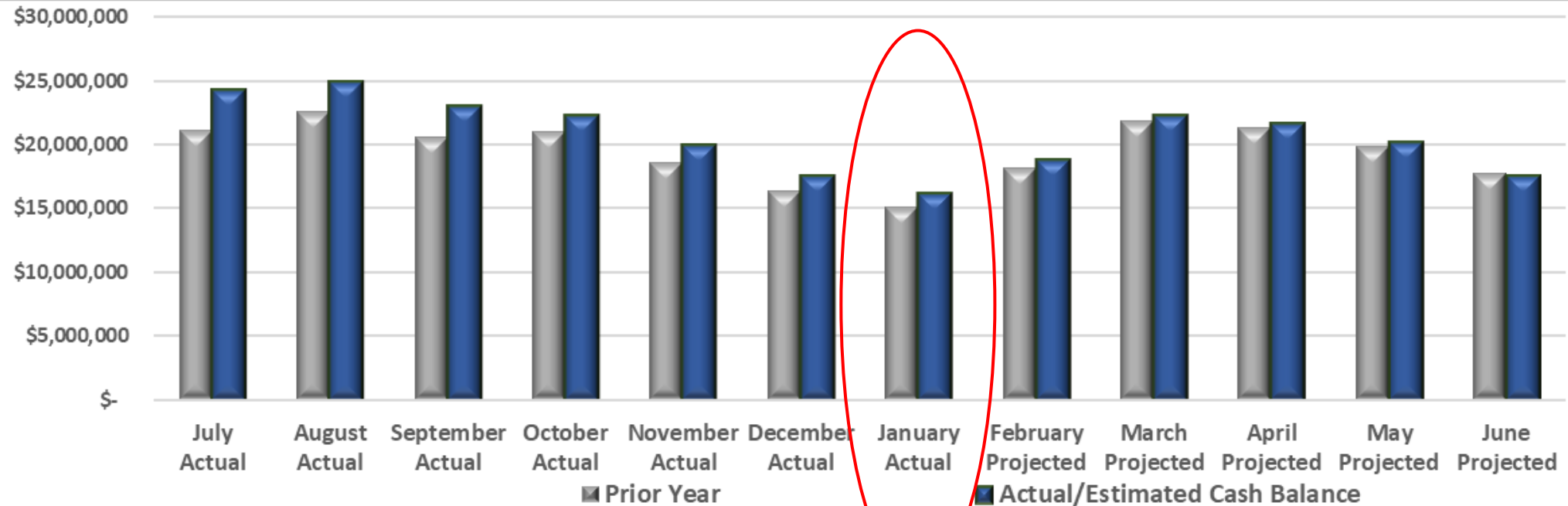




**Granville
Schools**
Learning for Life

**January 2025
Monthly Financial Report**

Cash Balance Comparison



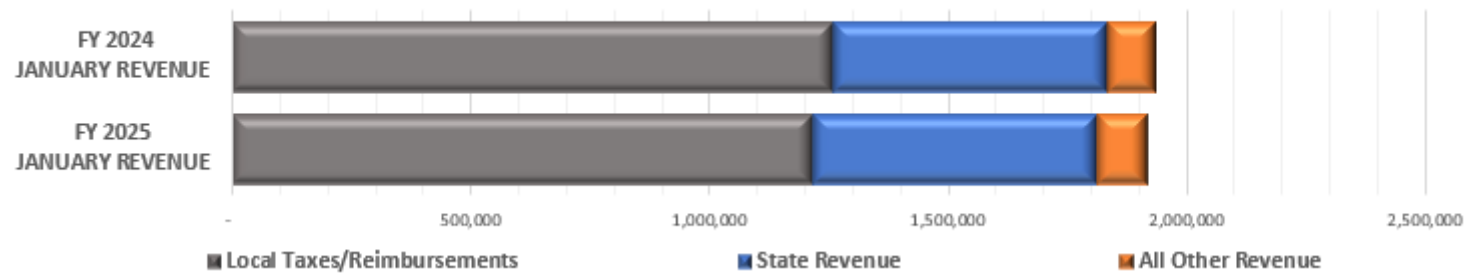
- January 2025 cash balance is \$1,044,350 more than last January. This is due to the carryover cash balance.



January Revenue Collections Compared to Prior Year

Month to Date	Actual Revenue Collections For January	Prior Year Revenue Collections	Actual Compared to Last Year
Local Taxes/Reimbursements	1,216,824	1,259,389	● (42,564)
State Revenue	594,556	571,609	● 22,948
All Other Revenue	105,132	101,484	● 3,649
Total Revenue	1,916,513	1,932,481	● (15,968)

Actual revenue for the month was down
\$15,968
 compared to last year.



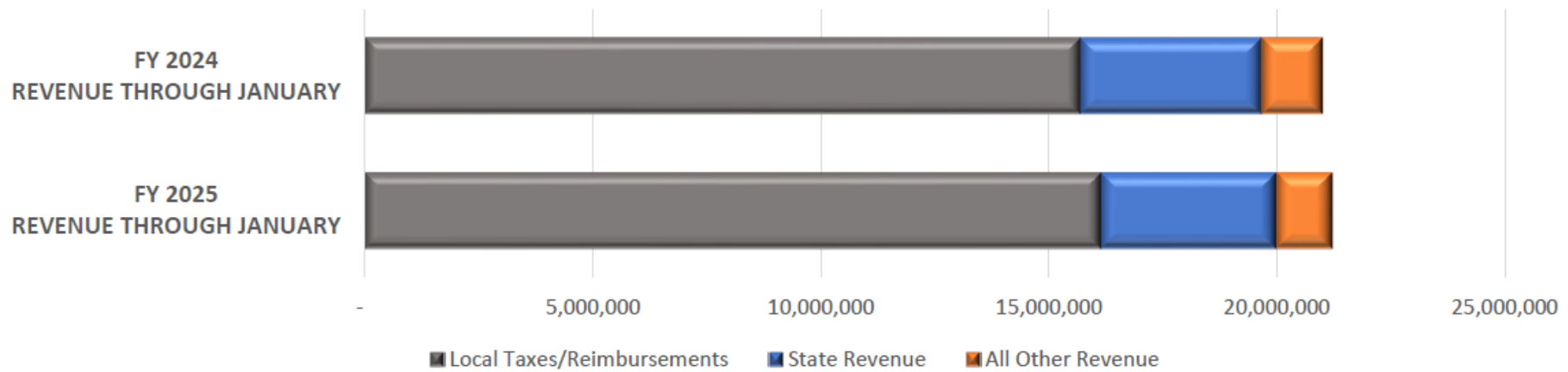
- The January income tax payment was 3% less than prior year and about \$100,000 less than what was forecasted.



FYTD Revenue Collections Compared to Prior Year

Fiscal Year to Date	Actual Revenue Collections For July - January	Prior Year Revenue Collections For July - January	Current Year Compared to Last Year
Local Taxes/Reimbursements	16,140,875	15,696,126	● 444,749
State Revenue	3,849,586	3,973,889	● (124,303)
All Other Revenue	1,224,662	1,330,927	● (106,266)
Total Revenue	21,215,122	21,000,943	● 214,180

TOTAL REVENUES ARE
\$214,180
HIGHER THAN THE PREVIOUS YEAR



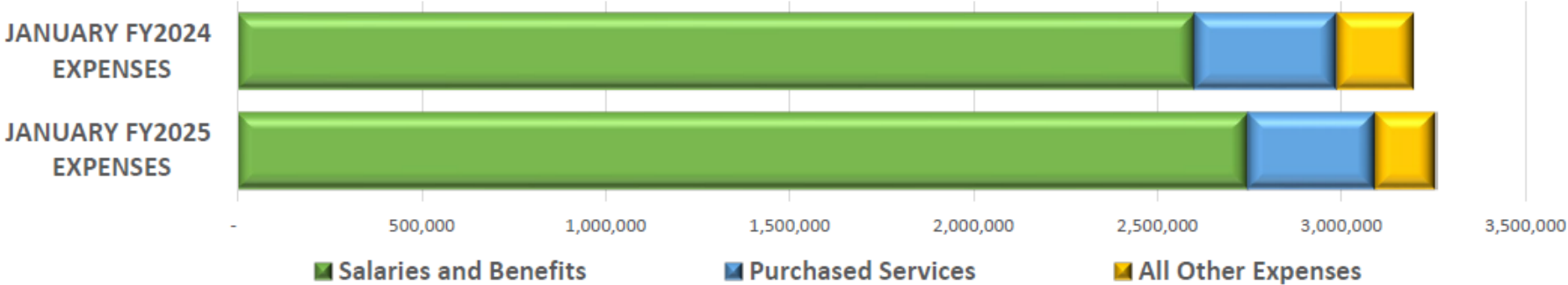
- Local tax revenue is up due to an increase in the income tax and increase in property tax revenue from inside millage and new construction
- State funding is down due to the timing of the catch-up payment



January Expenditures Compared to Prior Year

Month to Date	Actual Expenses For January	Prior Year Expenditure Incurred		Actual Compared to Last Year
Salaries and Benefits	2,746,177	2,601,351	●	144,825
Purchased Services	346,272	387,555	●	(41,283)
All Other Expenses	163,838	209,854	●	(46,016)
Total Expenditures	3,256,288	3,198,761	●	57,526

Actual expenses for the month were up **\$57,526** compared to last year.

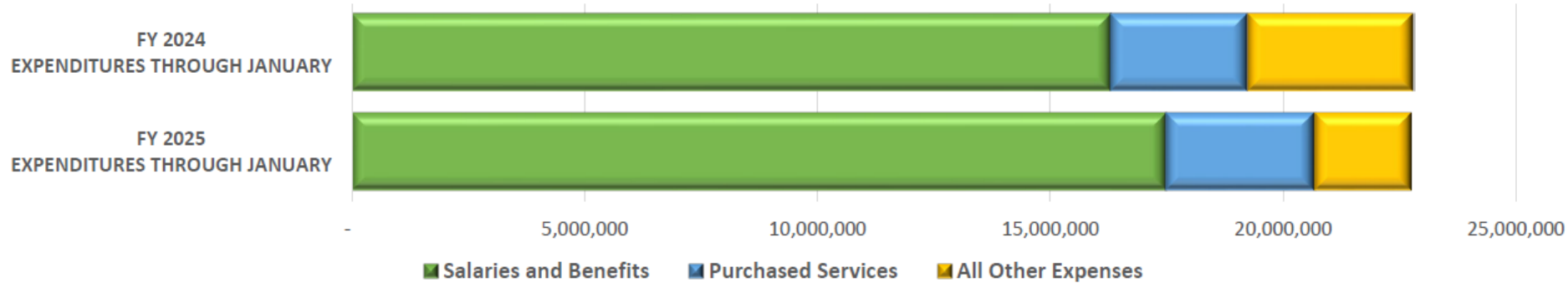


FYTD Expenditures Compared to Prior Year

Fiscal Year to Date	Actual Expenses For July - January	Prior Year Expenditures Incurred	Actual Compared to Last Year
Salaries and Benefits	17,482,837	16,291,799	● 1,191,037
Purchased Services	3,194,874	2,956,131	● 238,743
All Other Expenses	2,091,809	3,550,996	● (1,459,187)
Total Expenditures	22,769,520	22,798,926	● (29,406)

TOTAL EXPENDITURES ARE
\$29,406
LOWER THAN THE PREVIOUS YEAR

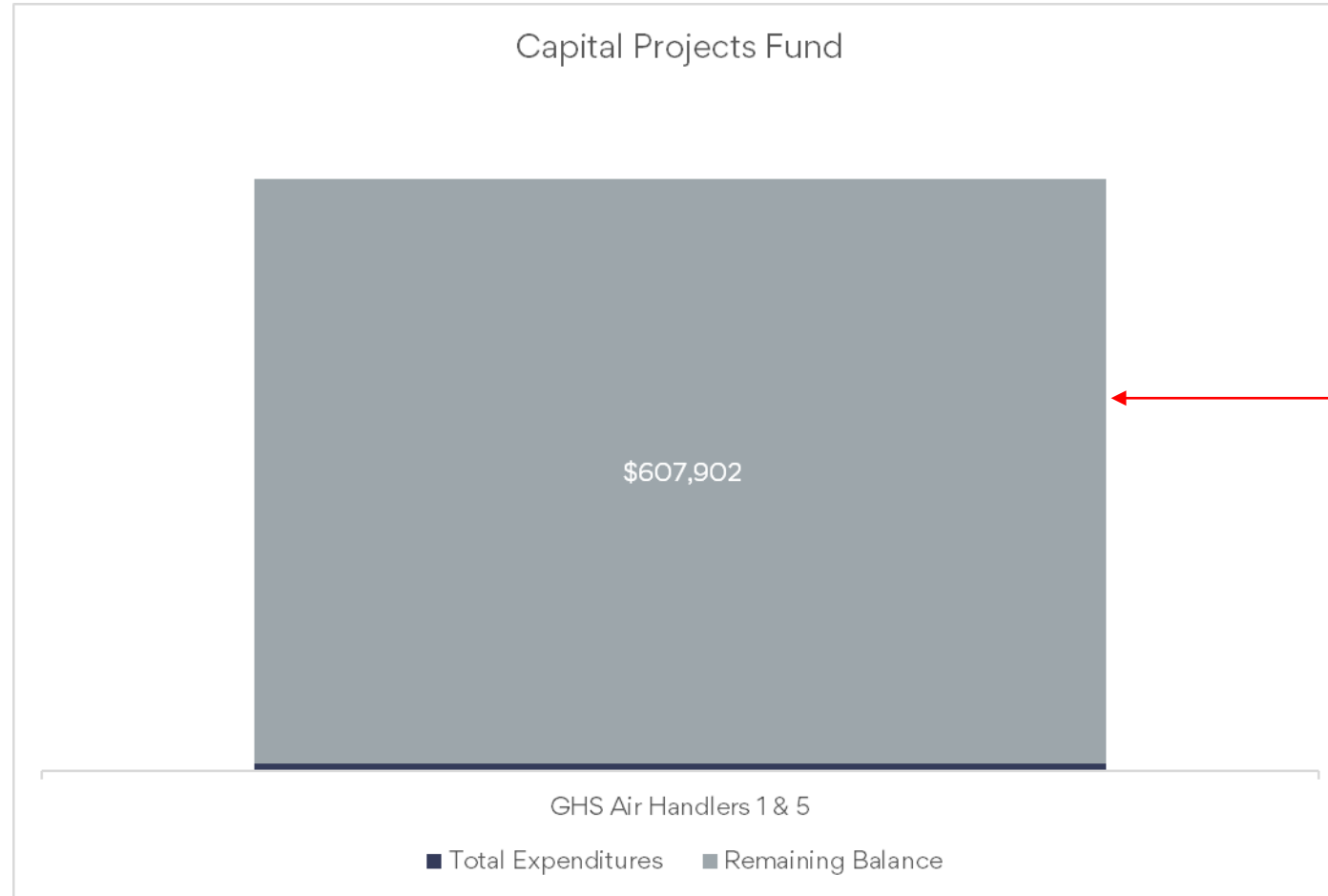
After adjusting for the capital projects, expenditures are up \$1,422,753 over prior year



- Increase in base salary/steps and additional staff
- Purchased services continue to increase due to special education contracted services
- All other expenditures includes the capital projects fund transfer in prior year



Capital Projects Fund



To be completed
summer 2025



Cash Reconciliation

Date: 2/3/2025

Time: 11:51 AM

Granville Exempted Village Schools
Cash Reconciliation as of January 31, 2025

	<u>Sub-Totals</u>	<u>Totals</u>
Gross Depository Balances:		
PNB - New General	\$ 700,000.00	
PNB - Demand	\$ 1,867,186.21	
PNB - Food Service	\$ 198,857.84	
PNB - FSA	\$ 53,638.48	
PNB - Dental	\$ 124,082.71	
NBC Securities	\$ 1,449,734.77	
Star Ohio	\$ 6,979,749.74	
Red Tree	\$ 8,788,625.84	
	<hr/>	<hr/>
		\$ 20,161,875.59
 Adjustments to the Bank Balance:		
Cash in Transit	\$ 25,215.05	
Outstanding Checks	\$ (75,957.13)	
Outstanding Electronic Payments	\$ (381,261.96)	
Athletic Change Fund	\$ 2,000.00	
	<hr/>	<hr/>
		\$ (430,004.04)
 Bank Balance with Adjustments:		<hr/>
		\$ 19,731,871.55
 Total Fund Balance:		<hr/> <hr/>
		\$ 19,731,871.55



Credit Card Report

Granville Exempted Village Schools
Credit Card Report
July-December 2024

	Number of Cards/Accounts Active	Aggregate Credit Limit	Rewards Received
Park National Bank	15	\$ 80,000.00	\$ -
Amazon	12	\$ 100,000.00	\$ -
Certified	5	\$ 4,000.00	\$ -

By signing this document, the compliance officer confirms the review of the following:

1. Number of cards and accounts issued,
2. Number of active cards and accounts issued,
3. Card and account expiration dates, and
4. Card and account credit limits.

Compliance Officer:

Jeff Brown, Superintendent

Signature:



Date:

2/6/25

