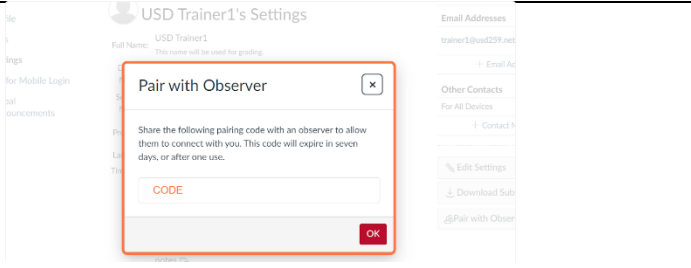


Canvas is for grades 6-12. Teachers post assignments and class resources. Students can view and submit assignments. Parents can view with an observer account. To set this account up, start with the student steps below and finish with the parent steps.

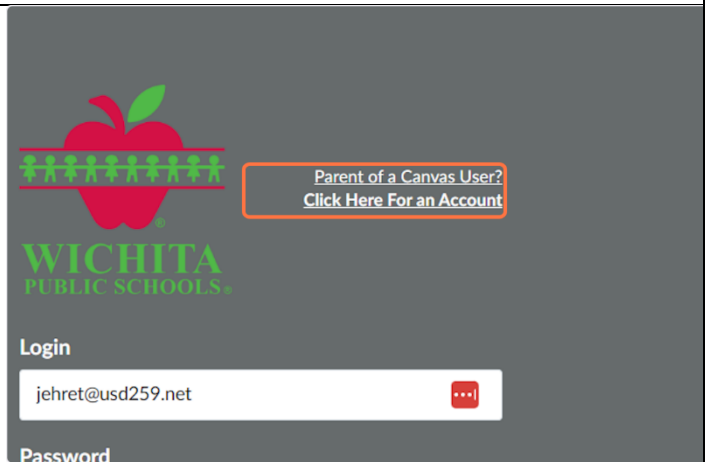
<h2>Student Steps</h2>	
<p>STEP 1: Have your student login to Canvas via the Portal by visiting portal.usd259.net</p>	
<p>STEP 2: Within Canvas then Click on Account</p>	
<p>STEP 3: Click on Settings</p>	
<p>STEP 4: Click on Pair with Observer</p>	
<p>STEP 5: Record/make note of code as this will need to be used when creating the parent account.</p>	

Parent Steps

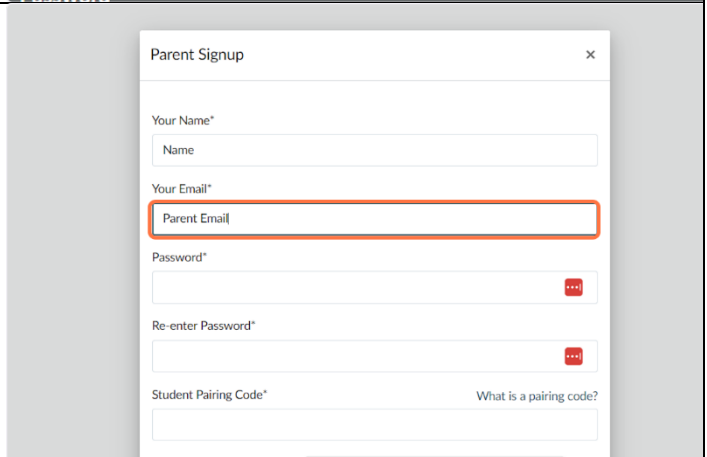
STEP 6: Visit

<http://usd259.instructure.com/login/canvas>

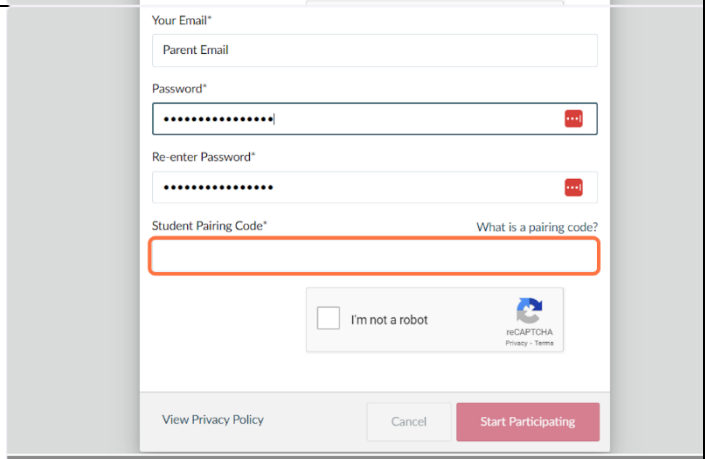
Select Click on Parent of a Canvas User in upper



STEP 7: Create a Parent Account with Canvas by providing a name, email, and password.



STEP 8: Click on Student Pairing Code and enter the pairing code provided by the student. Then click start participating.



If you need assistance, please contact your child's school.