

**Good Evening Parents**  
**Today is Tuesday, January 13<sup>th</sup>**



**Welcome Parents and Guardians**



**FOLLOW ME !!**



**To get the  
principal's Point of  
view follow:**

**@PRINCIPAL\_SILVESTRE**




# MPTCS.Org

## STEAM Academy Vice Principals



# Chit-Chat Schedule & Time

<del>September</del>	<del>9/10</del>	<del>@9:15 am</del>
<del>October</del>	<del>10/8</del>	<del>@6:00 pm</del>
<del>November</del>	<del>11/12</del>	<del>@9:15 am</del>
<del>December</del>	<del>12/10</del>	<del>@6:00 pm</del>
January	01/14	@10:00 am
February	02/11	@6:00 pm
March	03/11	@9:15 am
April	04/08	@6:00 pm



***Our Mission:*** *The Mission of Marion P. Thomas Charter School is to build culturally rich, transformative educational spaces that cultivate successful, lifelong innovators who use their passions, character, and intellect to better themselves, the greater Newark community, and the world beyond.*

***The MPTCS Crest*** speaks to four core values that are designed to guide our young people and govern our work.



- ***The Sankofa Bird*** is a West African adinkra symbol which means to “go back and get it.” We want our scholars to use knowledge from the past to inform, inspire, build a successful future, and give back to the community.
- ***The Tree of Knowledge*** symbolizes lifelong learning that is rooted in rich culture and well-rounded experiences.
- ***The Torch*** represents the igniting of fire, passion, and leadership in our scholars. We want them to be trailblazers and light their own paths.
- ***The Tiger*** encased in the heart signifies the balancing of strength, boldness, resilience, and prowess with compassion and strong character. We want our scholars to be good people who are courageous and self-aware.

# Scholar Pledge

## ***I Pledge:***

1. To be present, both physically and mentally, to absorb and internalize the information given.
2. To try my best in all that I do. Making mature and wise decisions, and holding myself accountable for my actions.
3. I will do my very best to show respect, get along with my fellow scholars and staff, and help make our STEAM Academy a peaceful and productive place for everyone.
4. To recognize Everyone is important and has their own special way of seeing and doing things. When we share our ideas, we help each other learn and grow.
5. Not to fear mistakes, but reflect, learn from them, and continue to push forward.
6. To always represent myself, the school, my family and the community by being a respectful ambassador for the city of Newark.

# Teaching Beyond the Classroom

## Affirmations for Success

***I am:***

Respectful

Responsible

Reliable

Resilient

Resourceful

## School Mantra

*“All of us are better than any one of us, as long as each of us, gives the best in us”*

# STEAM Education



## ***STEAM Education***

S - Science  
T - Technology  
E - Engineering  
A - Arts  
M - Mathematics

## ***STEAM Approach***

- Observation
- Creativity
- Innovation
- Planning
- Revision
- Collaboration
- Presentation

# What Should Our STEAM Academy Scholars Look Like?



marion p thomas  
CHARTER SCHOOL



## Grades

Navy blue polo with MPTCS logo  
Navy blue pants, skorts, or shorts  
Navy blue cardigan with MPTCS logo

## Grades 6-8

Light blue oxford shirt with MPTCS logo  
Navy Blue uniform pants, skorts, or shorts  
Navy blue ascot or tie

**ALL STUDENTS MUST WEAR BLACK SHOES OR SNEAKERS.**

### **Kids Paradise**

1016 Springfield Ave  
Irvington NJ 07111  
973-374-4700

### **Today Kids**

1049 Springfield Ave  
Irvington NJ 07111  
973-374-3070

### **Flynn O'Hara**

196-198 Ferry Street  
Newark, NJ 07105  
862-231-2149







The uniform store carries both fleece and sweaters, which are part of the official STEAM Academy Uniform. These options offer warmth and comfort, making them great additions for the cooler months ahead.


Effective **January 6th**, students will no longer be permitted to wear hoodies during recess. We kindly ask families to prepare alternative outerwear, such as jackets, or other approved attire, that adheres to our school's dress code and provides appropriate warmth for outdoor activities.

# **Staff & Student Safety**

Staff and Student safety is our top priority. Whenever we have a safety concern, our expectation is for everyone to comply.

If you see something, say something.

Call the main office (973) 621 - 0060 ext.  
2212



**Roxanny B. - 8**  
**President**



**Nii Odoii O. - 8**  
**Vice President**




**Tiana H. - 8**  
**Secretary**




**Diego C. - 7**  
**Treasurer**




**Zyhir H. - 3A**




**William B. - 3B**



**Folarin O. - 4A**



**Abubakr A. - 4B**



**Fola O. - 5A**



**Alaysha B. - 5B**



**Caleb V. - 6**



**Kevin N. - 6**



**Morgan D. - 7**



**Autumn B. - 7**

# January Calendar - Key Information

**January 13<sup>th</sup> - January 17<sup>th</sup>: iReady Math + Makeups**

**January 17<sup>th</sup>: Village Perfect Attendance Celebration**

**January 20<sup>th</sup>: No School - Martin Luther King Jr. Day**

**January 23<sup>rd</sup>: Pre-K Cap & Gown Picture Day, Family Game Night 5:30 - 7:00 pm**

**January 27<sup>th</sup>: MPTCS Board Meeting 5:00 pm**

**January 31<sup>st</sup>: End of Quarter 2**

**February 12<sup>th</sup> - Parent/Scholar Dance: 5:00 - 7:00 pm**

**February 13<sup>th</sup> - Parent/Teacher Conference: 1:00 - 4:00 pm, 5:00 - 7:00 pm**

**February 19<sup>th</sup> - Open House for New Scholars (Spread the word)**

# STEAM Academy

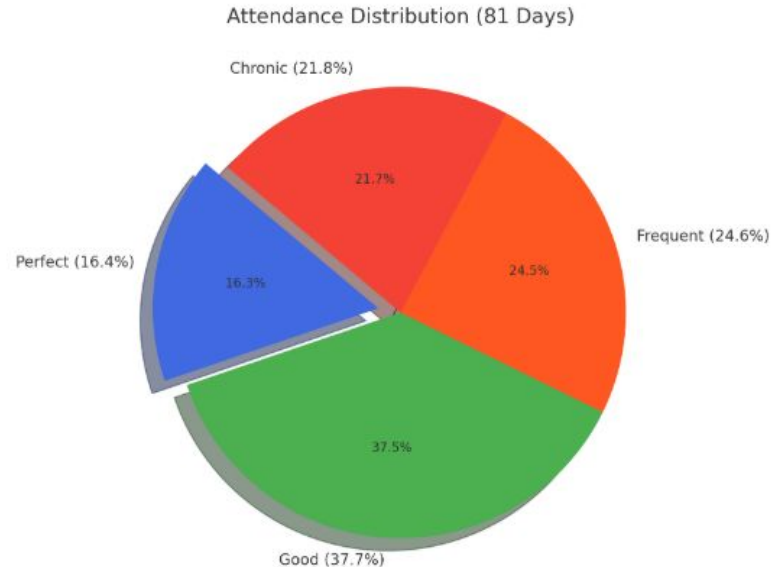


# Attendance Data - As of 1/7/25

## School Goals:

- **97% Average Daily Attendance**
- **≤15% Chronic Absenteeism Rate**

Attendance (81 days)		
	Students	Percent
<b>Perfect</b>	<b>69</b>	<b>16.4%</b>
<b>Good</b> (≤ 4%, 3 days)	<b>159</b>	<b>37.7%</b>
<b>Frequent</b> (4% - 9%, 4-7)	<b>104</b>	<b>24.6%</b>
<b>Chronic</b> (≥ 10%, 8 days)	<b>92</b>	<b>21.8%</b>



# Attendance Data

## School Goals:

- 97% Average Daily Attendance

December avg	November avg	October avg	September avg
92.80%	89.68%	95.31%	95.06%
M	M	M	M
92.20%	89.72%	95.62%	94.88%
T	T	T	T
95.47%	92.41%	96.68%	96.43%
W	W	W	W
94.53%	89.00%	96.11%	96.37%
Th	Th	Th	Th
94.16%	91.36%	95.19%	95.17%
F	F	F	F
87.65%	85.77%	92.52%	92.14%

# Last Week's Attendance Summary

# of days in School		Date	Students Enrolled	# of students absent	# of students Late	Avg Daily Attendance
80	M ▼	1/6/25	455	49	47	89.23%
81	T ▼	1/7/25	455	24	56	94.73%
82	W ▼	1/8/25	454	27	47	94.05%
83	Th ▼	1/9/25	454	35	56	92.29%
84	F ▼	1/10/25	453	42	54	90.73%

**Average for the week = 92.2%**





# Where are we now?

## LinkIt Assessment form A-B: ELA (K-8)

### A

Grade	% Average Score	Meeting (4th Quartile)	Approaching (3rd Quartile)	Partially Meeting (2nd Quartile)	Not Meeting (1st Quartile)
K (39)	60%	36% (14)	25.6% (10)	25.6% (10)	12.8% (5)
1st (31)	54%	54.8% (17)	22.6% (7)	6.5% (2)	16.1% (5)


### B

Grade	% Average Score	Meeting (4th Quartile)	Approaching (3rd Quartile)	Partially Meeting (2nd Quartile)	Not Meeting (1st Quartile)
K (39)	64%	15% (6)	25% (10)	22.5% (9)	37.5% (15)
1st (31)	63%	31.9% (15)	38.3% (18)	14.9% (7)	14.9% (7)



# Where are we now?

## LinkIt Assessment form A - B: ELA (K-8)



### A

Grade	% Average Score	Exceeding	Meeting	Bubble	Approaching	Partially Meeting	Not Meeting
2nd (32)	44%	-	25% (8)	15.6% (5)	37.5% (12)	21.9% (7)	-
3rd (29)	38%	3.5% (1)	20.7% (6)	10.3% (3)	27.6% (8)	27.6% (8)	10.3% (3)
4th (42)	34%	4.8% (2)	4.8% (2)	7.1% (3)	42.9% (18)	38% (16)	2.4% (1)
5th (56)	37%	-	16.1% (9)	5.4% (3)	26.8% (15)	44.6% (25)	7.1% (4)

### B

Grade	% Average Score	Exceeding	Meeting	Bubble	Approaching	Partially Meeting	Not Meeting
2nd (32)	59%	9.4% (3)	40.6% (13)	28.1% (9)	9.4% (3)	9.4% (3)	3.1% (1)
3rd (29)	41%	-	17.9% (5)	14.3% (4)	17.9% (5)	32.1% (9)	17.9% (5)
4th (42)	33%	9.5% (4)	0% (0)	4.8% (2)	45.2% (19)	38.1% (16)	2.4% (1)
5th (56)	36%	-	13% (7)	1.9% (1)	20.4% (11)	53.7% (29)	11.1% (6)



# Where are we now?

## LinkIt Assessment form A - B: ELA (K-8)

### A

Grade	% Average Score	Exceeding	Meeting	Bubble	Approaching	Partially Meeting	Not Meeting
6th (59)	36%	3.4% (2)	16.9% (10)	8.5% (5)	37.3% (22)	30.5% (18)	3.4% (2)
7th (63)	43%	11.1% (7)	8% (5)	12.7% (5)	44.4% (28)	23.8% (15)	-
8th (56)	34%	-	17.9% (10)	14.3% (8)	28% (21.4)	33.9% (19)	17.9% (10)


### B

Grade	% Average Score	Exceeding	Meeting	Bubble	Approaching	Partially Meeting	Not Meeting
6th (59)	40%	3.8% (2)	7.5% (4)	17% (9)	37.7% (20)	28.3% (15)	5.7% (3)
7th (63)	47%	14.3% (8)	14.3% (8)	3.6% (2)	42.9% (24)	17.9% (10)	7.1% (4)
8th (56)	44%	-	15.4% (8)	11.5% (6)	26.9% (14)	40.4% (21)	5.8% (3)



# Where are we now?

## LinkIt Assessment form A-B: Math (K-8)



### A

Grade	% Average Score	Meeting (4th Quartile)	Approaching (3rd Quartile)	Partially Meeting (2nd Quartile)	Not Meeting (1st Quartile)
K (39)	48%	23.1% (9)	20.5% (8)	15.4% (6)	41% (16)
1st (31)	65%	64.5% (20)	12.9% (4)	22.6% (7)	0% (0)

### B

Grade	% Average Score	Meeting (4th Quartile)	Approaching (3rd Quartile)	Partially Meeting (2nd Quartile)	Not Meeting (1st Quartile)
K (39)	66%	40% (16)	12.5% (5)	5% (2)	42.5% (17)
1st (31)	74%	34% (16)	31.9% (15)	17% (8)	17% (8)



# Where are we now?


## LinkIt Assessment form A-B: Math (K-8)

### A

Grade	% Average Score	Exceeding	Meeting	Bubble	Approaching	Partially Meeting	Not Meeting
2nd (32)	51%	12.5% (4)	37.5% (12)	12.5% (4)	15.6% (5)	21.9% (7)	0% (0)
3rd (29)	45%	17.3% (5)	20.7% (6)	17.2% (5)	41.4% (12)	3.4% (1)	0% (0)
4th (42)	29%	0% (0)	4.8% (2)	4.8% (2)	38.1% (16)	52.3% (22)	0% (0)
5th (56)	31%	1.9% (1)	7.1% (4)	8.9% (5)	25% (14)	57.1% (32)	0% (0)

### B

Grade	% Average Score	Exceeding	Meeting	Bubble	Approaching	Partially Meeting	Not Meeting
2nd (32)	66%	15.8% (5)	28.1% (9)	6.2% (2)	31.2% (10)	15.6% (5)	3.1% (1)
3rd (29)	53%	7.1% (2)	25% (7)	14.3% (4)	32.1% (9)	10.7% (3)	10.7% (3)
4th (42)	34%	-	-	7.1% (3)	21.4% (9)	66.7% (28)	4.8% (2)
5th (56)	42%	-	1.9% (1)	9.3% (5)	33.3% (18)	37% (20)	18.5% (10)



# Where are we now?

## LinkIt Assessment form A-B: Math (K-8)



### A

Grade	% Average Score	Exceeding	Meeting	Bubble	Approaching	Partially Meeting	Not Meeting
6th (59)	36%	1.7% (1)	5% (3)	8.5% (5)	49% (29)	37.3% (22)	0% (0)
7th (59)	41%	3.4% (2)	11.9% (7)	10.2% (6)	47.5% (28)	25.4% (15)	0% (0)
8th (57)	29%	0% (0)	3.5% (2)	1.8% (1)	40.4% (23)	47.4% (27)	7% (4)

### B

Grade	% Average Score	Exceeding	Meeting	Bubble	Approaching	Partially Meeting	Not Meeting
6th (59)	39%	-	6.8% (4)	10.2% (6)	27.1% (16)	50.8% (30)	5.1% (3)
7th (59)	39%	-	11.5% (7)	8.2% (5)	23% (14)	54.1% (33)	3.3% (2)
8th (57)	37%	-	1.9% (1)	5.8% (3)	21.2% (11)	46.2% (24)	25% (13)




The **LinkIt Form B** assessment will serve as a valuable tool to support our academic goals and ensure every scholar receives the interventions they need. Specifically, this assessment will:

1. **Measure Student Growth:** Analyze progress over the past three months to identify individual and group achievements.
2. **Inform Regrouping and Interventions:** Provide critical data to regroup scholars strategically and offer targeted interventions for those requiring additional support.
3. **Facilitate Mastery Scheduling:** Identify and schedule students for participation in the after-school mastery program to address specific academic needs and enhance overall performance.



# *Implemented Steps Since last Meeting*



- Increase the usage time on iReady
  - Split Homework Lab time with iReady to ensure usage
- Add Writing time during our Friday schedule
- Start Mandatory Math Mastery Initiative Program
  - Middle school students meet on Wednesdays and Thursdays with Principal Silvestre, from 4:00 - 5:00 PM
  - Students in 4th & 5th grade will meet with VP Richardson on Wednesdays and Thursdays, from 4:00 - 5:00 PM

## **Starting This week:**

- **In-School Math Mastery - Periods 1&2 for the Middle school and 4&5 for 3rd to 5th.**
- **Weekly Math Fluency - Practice at home**