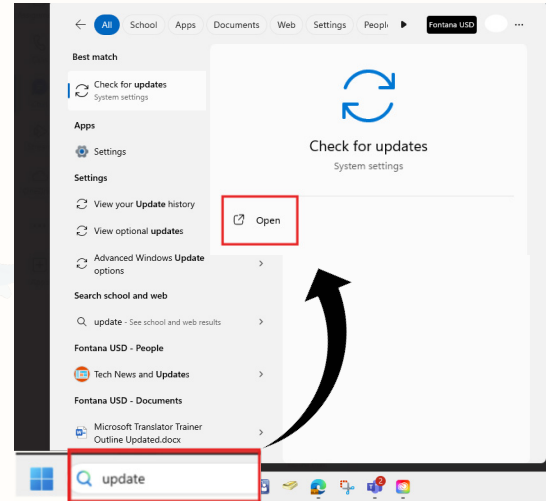


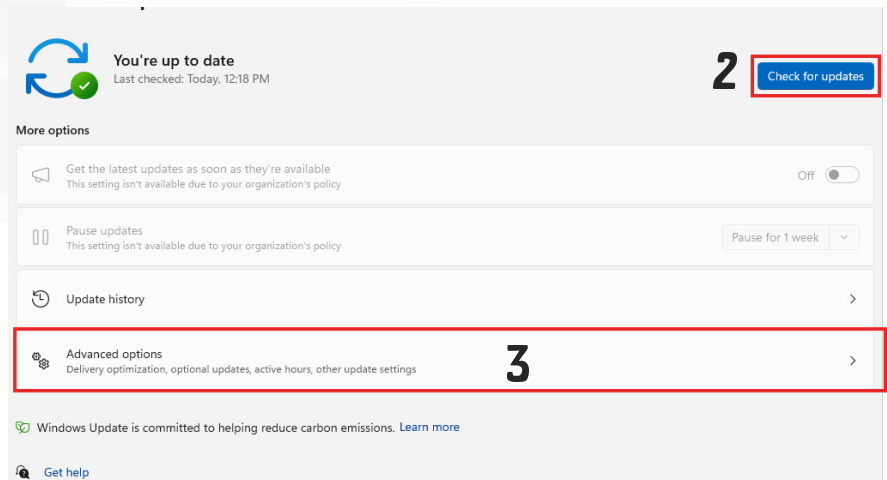


# Keep Your Laptop Updated

1. With the laptop charger connected, type **Updates** in the search bar and select **"Open"**.

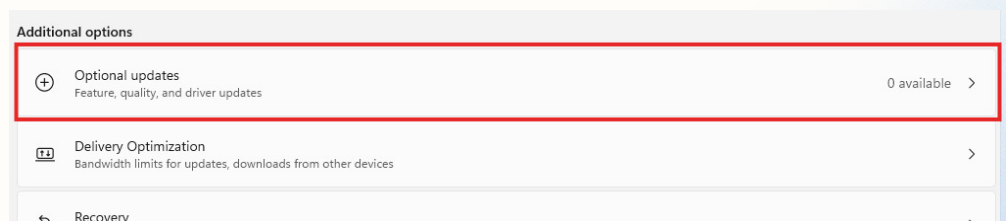


2. Select the **"Check for updates"** button to search and install available updates. Restart if prompted.



3. Before closing the **"Windows Update"** window, select **"Advanced options"** to search for *optional updates* such as driver updates.

4. Under the **"Additional options"** section, select **"Optional updates"** to search and install available updates.



Restart if prompted or close the Windows updates window to exit.