

FY2024

#RIGHThERERIGHTNOW



POPULAR ANNUAL FINANCIAL REPORT | PAFR

FOR THE YEAR ENDED JUNE 30, 2024



HUDSON
CITY SCHOOL DISTRICT



HUDSON CITY SCHOOL DISTRICT

HUDSON CITY SCHOOL DISTRICT

76 N. Hayden Parkway, Hudson, Ohio 44236

p. 330-653-1200

hudson.k12.oh.us

Dear Hudson Community,

It is our pleasure to present the Popular Annual Financial Report (PAFR) to you. In addition to our Monthly Financial Reports and our Annual Comprehensive Financial Report (ACFR), this is another way to inform the public about the financial operating activities of the Hudson City School District. Our goal is to provide transparent, timely, and relevant financial information in a clear, easy to read, and user friendly format.

We operate our district primarily from the resources coming from the district's General Fund, which is the focus of this report. The PAFR is prepared on a cash basis of accounting. The information presented is unaudited and has been compiled from the most recent fiscal year ending June 30, 2024.

We are the stewards of the community's investment in Hudson City Schools. We take that responsibility seriously, and we feel strongly that our taxpayers have a right to know and understand how their tax dollars are being spent.

We appreciate your continued support of the district and hope that you find this report informative. If you have any comments or questions, please feel free to contact me at buttop@hudson.k12.oh.us or call me at 330-653-1293.

Sincerely,


Phillip D. Butto IV, CPA
Treasurer

Dana W. Addis
Superintendent




Board of Education Members (from left to right): Alisa Wright (Vice President), Mark Dzurec, Tom Tobin, Steve DiMauro (President), Laura Jones


FINANCIAL AWARDS



Auditor of State Award with Distinction



GFOA Certificate of Achievement



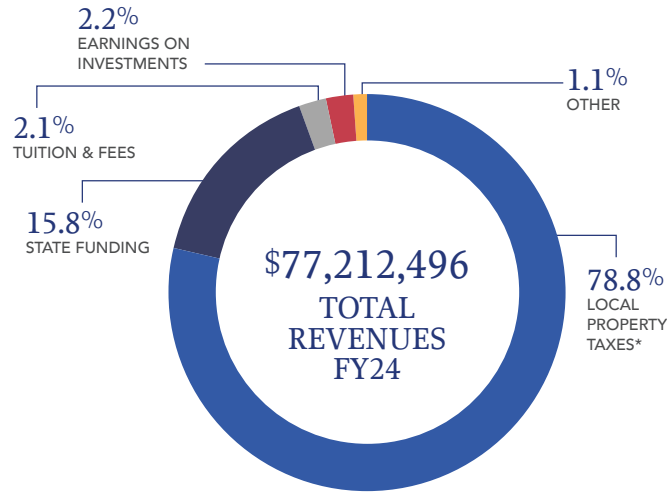
ASBO Certificate of Excellence

stars Star Rating System Monitoring transparency in government

Hudson City School District received a four-star rating on the State of Ohio Auditor's Star Rating System. This is the Highest Achievement for the Award. A four-star rating means that the district was compliant with all Sunshine Law requirements and has implemented at least five best practices.

Moody's Credit Rating: Aa1

OPERATING REVENUE: Where Does it Come From?



Local Property Taxes

The chart to the left shows the distribution of the district's revenue sources for its main Operating Fund, the General Fund. Property taxes* make up 79% of all district operating revenue. Property taxes are supported by operating levies. After 12 years with no new operating levies, we want to thank the Hudson community for passing a new 5.5 mill operating levy in November of 2023.

State Funding

State foundation funding and all of its components represent 16% of the district's revenue. The Ohio formula that governs state funding places Hudson on the "State Guarantee." As a guarantee district, Hudson receives a fixed amount of state funding that has limited growth due to Hudson's property and income wealth. In fact, in 2010 Hudson received 21% of its revenue from the state; today the district only receives 16% of its funding from the state.

GENERAL FUND REVENUES	2021	2022	2023	2024
Local Property Taxes*	\$52,836,512	\$53,502,046	\$55,675,324	\$60,870,702
State Funding	\$11,004,854	\$11,390,311	\$11,582,313	\$12,179,439
Tuition & Fees	\$1,444,136	\$1,661,616	\$1,522,614	\$1,590,808
Earnings on Investments	\$281,703	\$164,084	\$1,102,617	\$1,697,587
Other	\$1,266,528	\$925,139	\$715,243	\$873,960
Total Revenues	\$66,833,732	\$67,643,195	\$70,598,111	\$77,212,496

* Includes residential, commercial, and public utility taxes, as well as property tax credits reimbursed by the State.

OPERATING EXPENSES

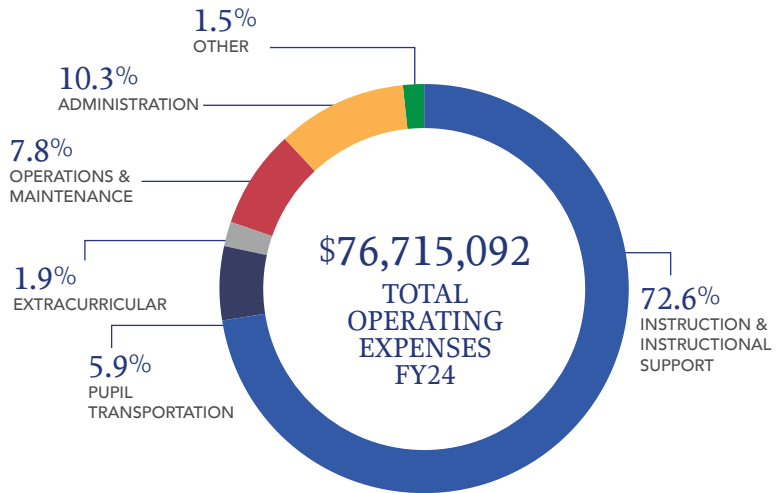
Expenses by Purpose

The chart to the right depicts the district's actual operating expenses for Fiscal Year 2024. When the categories of Instruction, Instructional Support, Transportation, and Extracurricular are combined, 80.4% of all expenditures are directly tied to the student experience.

The district regularly endeavors to contain costs and reduce expenses through market and data analysis. Notably, a bus route audit completed in 2023 led to a reduction in transportation costs while maintaining safe and reliable service for our students.

New levy operating funds have allowed the district to:

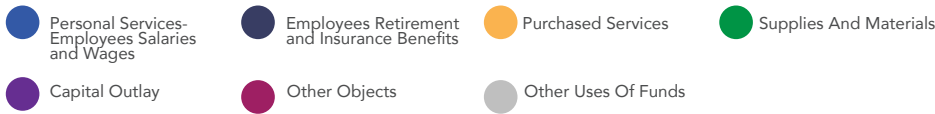
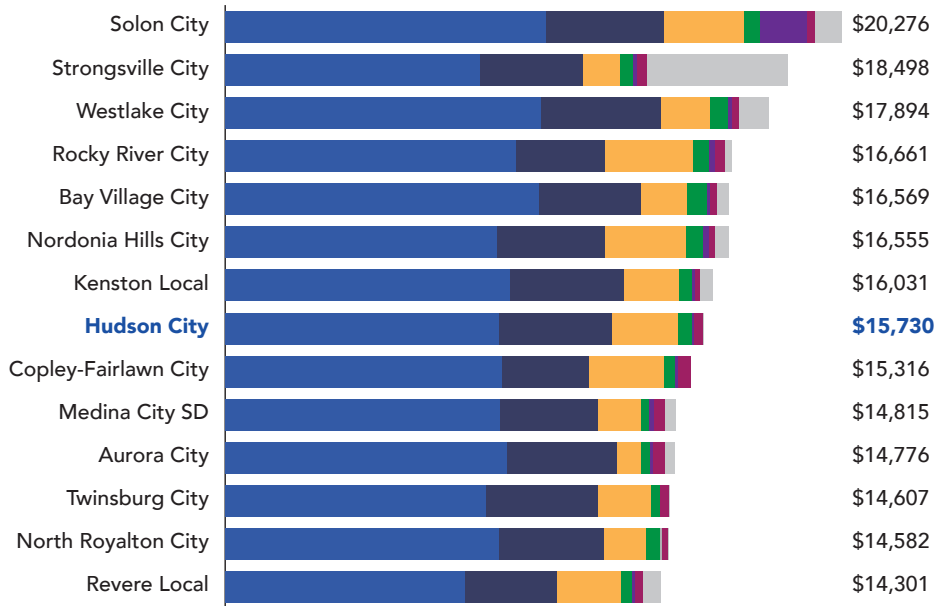
- Maintain current class sizes
- Continue student support services provided by aides, intervention specialists, and small group instructors
- Provide learning resource centers and labs for PreK-12
- Fund investments in safety, health, and wellness including: a third School Resource Officer; maintaining clinical/school counselors; and increased access to mental health providers



OPERATING EXPENSES	2021	2022	2023	2024
Instruction & Instructional Support	\$47,219,393	\$48,522,759	\$51,650,360	\$55,634,532
Pupil Transportation	\$4,312,449	\$4,824,368	\$4,849,122	\$4,541,914
Extracurricular	\$1,315,984	\$1,298,579	\$1,426,663	\$1,486,362
Operations & Maintenance	\$5,276,799	\$5,696,576	\$5,892,084	\$5,996,096
Administration	\$6,953,873	\$7,307,771	\$7,572,864	\$7,881,087
Other	\$1,704,272	\$1,840,306	\$1,139,299	\$1,175,101
Total Operating Expenses	\$66,782,770	\$69,490,359	\$72,530,392	\$76,715,092

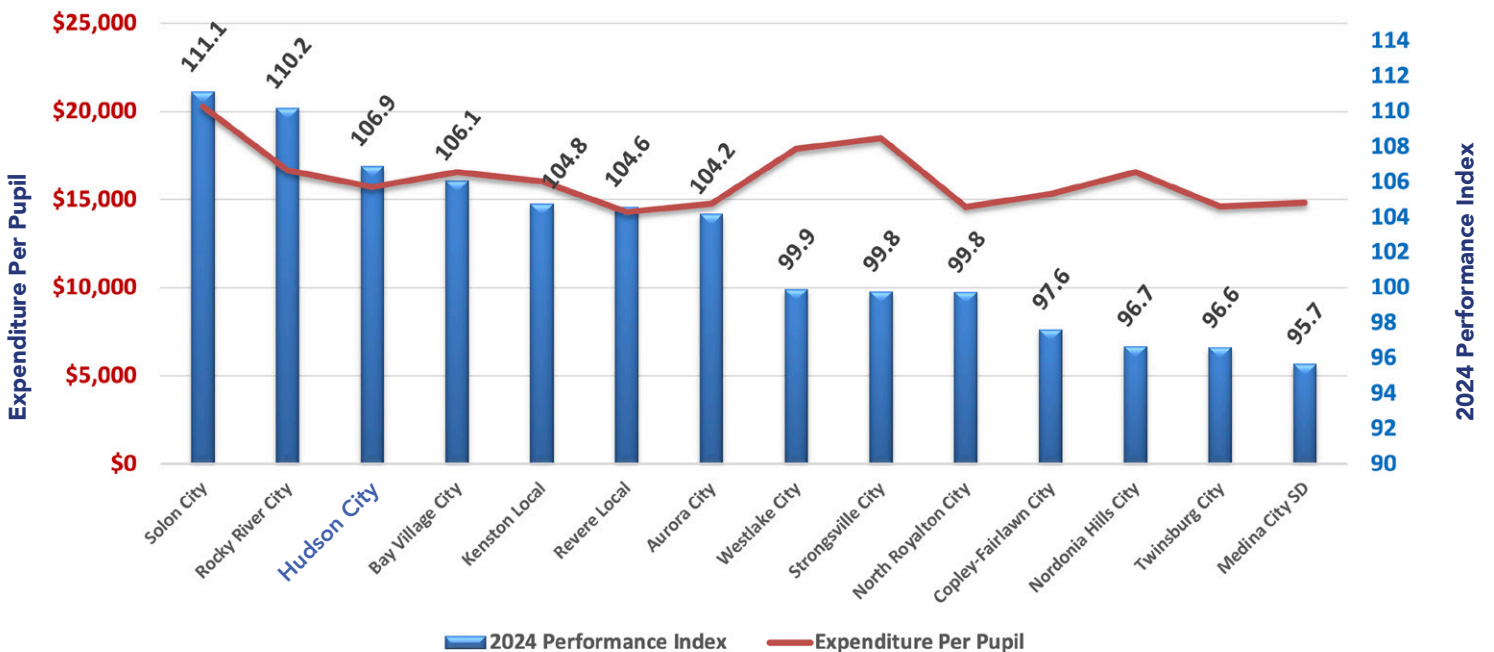
DISTRICT PER PUPIL EXPENSE COMPARISON

The chart below compares categories of spending per pupil among 14 comparable, high-performing school districts in Northeast Ohio. Spending per pupil varies among school districts based upon the total funding available and the number of students enrolled. The Hudson City School District spends \$15,730 per pupil, which is less than the average (\$16,187) of this peer group.



District Performance Ranking vs. Spending Per Pupil

The Performance Index is a state-wide comprehensive academic measurement that measures the test results of every student in a school district. The higher the performance level on state tests, the higher the index score. The chart below illustrates Hudson's comparably high performance index alongside district per pupil spending. While maintaining very reasonable spending levels, Hudson City Schools has been able to achieve extraordinary academic results and experiences compared to its peers.



FINANCIAL FORECAST

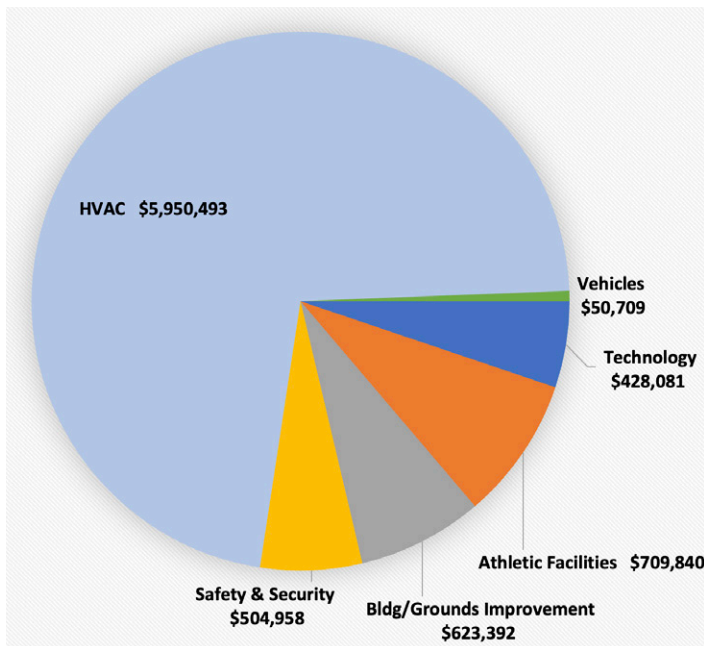
The Hudson City School District has maintained a positive cash position over the last several years due to the continued financial support of the Hudson Community and the passage of the November 2023 operating levy. Revenue from new residential and commercial construction has also helped to sustain the district financially. In addition, the district has consistently employed efforts to contain and reduce spending, including staffing and programming reductions, staffing efficiencies, operational efficiencies, and a recent operational budget reduction. Inflationary increases in basic operational costs as well as a rise in expenses related to student learning and supports following COVID-19 have prompted the district to continually evaluate ways to operate in the most effective and efficient manner, while maintaining the high-quality programming our community has come to expect.



FINANCIAL FORECAST	Fiscal Year 2024 Actual	Fiscal Year 2025 Projected	Fiscal Year 2026 Projected	Fiscal Year 2027 Projected	Fiscal Year 2028 Projected
Beginning Balance	\$29,424,571	\$29,921,975	\$31,285,061	\$32,212,236	\$32,174,018
Revenues	\$77,212,496	\$80,757,636	\$82,292,003	\$83,706,319	\$85,123,704
Expenses	(\$76,715,092)	(\$79,394,550)	(\$81,364,828)	(\$83,744,537)	(\$86,213,028)
Operating Surplus/(Deficit)	\$497,404	\$1,363,086	\$927,175	(\$38,218)	(\$1,089,324)
Ending Balance	\$29,921,975	\$31,285,061	\$32,212,236	\$32,174,018	\$31,084,694

DISTRICT CAPITAL IMPROVEMENTS


In Fiscal Year 2024, Hudson City Schools invested \$8.2 million (8% of district expenditures) into district facilities and equipment that directly impacts the comfort, safety, security, and learning of Hudson students. These capital investments include a major upgrade in the High School HVAC system, Hudson Memorial Stadium turf replacement, instructional technology, as well as over \$500,000 that was dedicated to directly improving the safety and security of our students.



- **High School HVAC:** New building wide HVAC system designed to greatly improve the air quality and comfort for High School students and staff while improving efficiency. This allowed for air conditioning in certain areas of the High School for the first time.
- **Safety & Security:** Improvements to enhance the safety/security of our students such as new cameras throughout the district, building card readers, security film for windows, and new two way radios to improve emergency communication.
- **Athletic Facilities:** Replaced the artificial playing surface, repaired the track, and installed a new lacrosse netting system at Hudson Memorial Stadium; installed a new diving board at the Ada Cooper Miller Natatorium.
- **Technology:** Upgraded student facing technology to enhance the learning experience, including new Chromebooks and classroom smartboards.
- **Building & Grounds:** Routine upkeep on district facilities such as roofing, paving, windows, and doors; playground safety enhancements at Ellsworth Hill.

THE NUMBERS BEHIND HUDSON CITY SCHOOLS

TOTAL ENROLLMENT



4,610
FY24

4,713
FY23

4,713
FY22

4,695
FY21

4,737
FY20

NUMBER OF EMPLOYEES



651

Hudson City Schools is the largest employer in the City of Hudson

ENROLLMENT BY SCHOOL



421 McDowell (PreK-K)

653 Ellsworth Hill (1-2)

1,034 East Woods (3-5)

1,049 Hudson Middle (6-8)

1,453 Hudson High (9-12)

SQUARE FOOTAGE OF BUILDINGS MAINTAINED



833,649

BUS TRANSPORTATION

45 TOTAL ROUTES

2,648 AVERAGE DAILY RIDERS

2,904 TOTAL DAILY MILES



RECENT DISTRICT ACCOMPLISHMENTS

Academic Excellence Hudson City Schools earned a 5 Star Overall Rating on Ohio's Local Report Card.

★★★★★
Early Literacy

★★★★★
Progress

★★★★★
Achievement

★★★★★
Graduation

★★★★★
Gap Closing

Hudson High School ranked #9 in the state according to the recent 2024 US News & World Report.

Hudson Middle School ranked #19 in the state according to the recent 2024 US News and World Report. This puts Hudson Middle School in the top 1% of all Middle Schools in the Nation.

224 Seniors graduated with honors

- 77 - Summa Cum Laude (4.33+ gpa)
- 86 - Magna Cum Laude (4.00 - 4.32 gpa)
- 61 - Cum Laude (3.67 - 3.99 gpa)

Higher Education Attendance - 94% of students attend higher education institutions:

- State Schools - 199 - 61%
- Private Schools - 35 - 11%
- 2 year/Tech College 8 - 2%
- Out of State Universities 78 - 24%
- US Military Academies 5 - 2%

15 National Merit Scholars

- 8 Finalists
- 7 Commended

Unique Learning Opportunities

- 26 Advanced Placement courses are offered at Hudson High School
- Hands of Gratitude – Students building prosthetics for people in other countries
- Service Learning Course – Interdisciplinary course of American Government, Contemporary issues and British Literature at the High School
- New Dimensions – Interdisciplinary Humanities Course at the High School
- Geometric Design – Geometry and Industrial Arts
- H2BE- Honors Biology and Honors English - Interdisciplinary Course
- Six languages are taught in Hudson: Spanish, French, German, Mandarin Chinese, Latin, American Sign Language

26 Career Programs offered through the Six District Compact. Hudson hosts AutoTechnical Program and the Video portion of Modern Communication course.

Hudson High School Athletics 2023-2024

Strong athletic participation: Over 50% of the students in grades 7-12 are student-athletes

- Niche has HCSD ranked #2 best school districts for Athletes in Ohio
- 1136 Athletes
- 78% Scholar Athletes
- 8 League Championships
- 9 Coaches of the Year
- 8 Athletes of the Year
- 15 All Ohio Athletes
- 6 District Titles
- 4 State Qualifying Teams
- 36 Individual State Qualifiers
- 2023-2024 Suburban League All Sports Champions - 5th Consecutive Year
- Sparkle Cheerleaders

Performing Arts

- Music Opportunities:
 - Orchestra grades 4 - 12
 - Band grades 5 - 12
 - Choir grades 3 - 12

MUSIC

- The Chamber Choir earned a Superior Rating (1) at District Contest in Class AA at Nordonia HS, qualifying them for State Contest
- 6 individuals and 1 ensemble comprised of 4 students went to OMEA Solo & Ensemble Contest at Barberton HS earning 5 Superior Ratings (1) and 2 Excellent Ratings (2)
- Hudson Band members had successful performances at the OMEA Solo & Ensemble Adjudicated Event, earning "Superior" and "Excellent" ratings.

DRAMA

- HHS Drama Club's production of Hamlet earned a Double Superior Rating and was invited to perform at the State Thespian Conference for excellence in the dramatic arts
- HHS Drama Club went to the Dazzle Awards where they received 7 nominations and won 4 awards for their production of "Into the Woods"

OHIO MUSIC EDUCATION ASSOCIATION (OMEA)

- The Hudson High School Wind Symphony received straight "Superior" ratings at the OMEA District Large Group Adjudicated Event.
- The Hudson High School Wind Symphony qualified for and competed at the OMEA State Large Group Adjudicated Event.
- Hudson Band members had successful performances at the OMEA Solo & Ensemble Adjudicated Event, earning "Superior" and "Excellent" ratings.





HUDSON

CITY SCHOOL DISTRICT

HUDSON CITY SCHOOL DISTRICT // 76 N. Hayden Parkway, Hudson, Ohio 44236



ENGAGED COLLABORATOR

An Explorer helps everyone learn and grow by proactively listening, thoughtfully presenting ideas, respecting all voices, and collaborating to achieve shared goals.

EMPATHETIC CONTRIBUTOR

An Explorer understands and learns from others' feelings, thoughts, and experiences. An Explorer actively looks for opportunities that improve the lives of others.

ADAPTIVE PROBLEM SOLVER

An Explorer perseveres to reach solutions, even in rapidly changing environments filled with diverse views, obstacles, and sometimes failure.

ETHICAL CITIZEN

An Explorer courageously and consistently demonstrates honesty and integrity, even when it's difficult, unpopular, or when no one is watching.

LIFELONG LEARNER

An Explorer lives a healthy, hopeful, and balanced life; embraces new ideas and diverse perspectives; and is always learning, reflecting, and growing.

CRITICAL THINKER

An Explorer is open-minded, curious, thoughtful, and informed by evidence when evaluating and proposing solutions.