

# Upper School Academic Profile 2024-25



## MISSION

The American School Foundation, A.C. is an inclusive and diverse community, offering an international, academically rigorous, university-preparatory curriculum based upon the best of American independent education. In all aspects of life, we strive to be at our best: we love learning, live purposefully, and are empathetic, responsible, contributing citizens in an increasingly interconnected world.

## OVERVIEW

The school was founded in 1888 and is the oldest continuously operating American school abroad. Located on a 14.5-acre campus, ASF enrolls on average 2,548 students in four schools: Early Childhood Center (three-year-olds, pre-kinder and kindergarten), Lower School (grades 1-5), Middle School (grades 6-8) and Upper School (grades 9-12).

## ADMINISTRATIVE AND COUNSELING STAFF

Executive Director: Kolia O'Connor

Director of Teaching & Learning: Dr. Peluchi Pabutoy Flores

Academic Services Coordinator: Elisa Aguirre

Head of Upper School: Jeff Whittard

Academic Dean: Rafael Vazquez

Dean of Students: Dr. Lorenza Sordo

### College Guidance

Dean of College Guidance: Rachel Dillon  
*dillonr@asf.edu.mx* | +52 55 5227 4912

College Counselor: Gena Barsotti  
*barsottig@asf.edu.mx* | +52 55 5227 4939

School Psychologist: Gabriela Lobo

Grade 12 Class Counselor: Nagchielli Castillo

Grade 11 Class Counselor: José Luis Altamirano

Grade 10 Class Counselor: Adrián Tostado

Grade 9 Class Counselor: Fernando Hadad

Activity Specialist: Jennifer Byrnes

## STUDENT BODY



759

Upper School students

172 Grade 9  
194 Grade 10  
202 Grade 11  
192 Grade 12



50% Mexican nationals

Attend ASF on average for 10 years



23% U.S. citizens

Attend ASF on average for 3 years



27% from other nations



Receive Financial Aid

## FACULTY



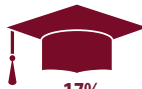
75 Upper School faculty members



53% are Mexican citizens



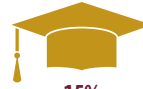
47% are non-Mexican citizens



17% hold bachelor degrees



68% hold master's degrees



15% hold doctoral-level degrees

## ASF FACILITIES



16 Buildings



214 Classrooms



4 Libraries



14 Computer laboratories



9 Science laboratories



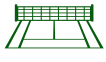
1 Fine Arts Center



All Learning spaces have LED projectors



14-acre Campus



3 Athletic fields



2 Indoor sports facilities



1 Swimming pool



1 Football field



1 Wellness Center



3 Maker spaces

## Extracurricular Activities



More than 70 student-led clubs

Including: Debate Club, International Thespian Society, Model United Nations, Music Honor Society, National Honor Society, National Honor Society, *Repentino*, Student Council, National Art Honor Society

US clubs provide occasions for leadership, skill development, community service and fun.

Campus facilities, academic programs and extracurricular activities are comparable to those offered at leading independent schools in the United States.



7 competitive sports

Soccer, Football, Basketball, Volleyball, Tennis, Swimming Track

## ACCREDITATION AND CURRICULUM

The American School Foundation (ASF) is accredited by Cognia and the Southern Association of Independent Schools (SAIS). Through this accreditation, all students receive a valid U.S. high school diploma. Students who enroll in the Dual (American and Mexican) programs are scheduled in courses of national content and Spanish language. These courses are mandatory to obtain official documents from SEP (grades 7-12) and the National Autonomous University of Mexico (UNAM) for grades 10-12. These documents allow students to study in Mexico.



ASF offers the International Baccalaureate Primary Years (PYP) and Diploma Programmes (DP). Students may apply during the second semester of 10th grade to be enrolled in the IB Diploma Program for 11th and 12th grades. Qualified students must be approved by the Academic Dean. Approval is based on grades, NWEA scores, PSAT scores, and placement tests. Approved students are permitted to enroll in individual IB and/or AP courses, as well as work towards earning the AP International Diploma and/or AP Capstone Diploma.

## ACADEMIC CALENDAR AND SCHEDULE

There are 190 school days divided into two semesters. The first semester begins the second week of August and concludes in December. The second semester begins the second week of January and concludes the second week of June. Mid-year grades are available in mid-January. Classes meet every other day for 75 minutes on a standard A-B block schedule. There are four class periods per day.

## GRADUATION REQUIREMENTS

The following are the requirements for the graduating class of 2025

The successful completion of each year-long course earns one unit of credit; a semester course counts as half a unit. The American School requires **27 units** for graduation. All units must be completed between grades 9 through 12. Students must take a minimum of seven courses per semester in grades 9-11 and a minimum of 6 in grade 12.

- |   |  |  |
|---|--|--|
| <p><b>4</b> units of English<br/>(one per year)</p> <p><b>4</b> units of an Additional World Language<br/>(one per year)<br/><small>4.0 units of Spanish for students enrolled in Mexican Program</small></p> <p><b>4</b> units of Lab Science<br/>(one per year)<br/><small>Must include 1.0 unit of: Biology, Chemistry and Physics</small></p> | <p><b>3</b> units of Mathematics<br/><small>Must include: Algebra II or higher</small></p> <p><b>1.5</b> units of Arts and Design</p> <p><b>1</b> unit of Physical Education</p> <p><b>0.5</b> unit of Coding</p> <p><b>0.5</b> unit of Health<br/>(preferably taken in grade 9)</p> | <p><b>3.5</b> units of Humanities in English<br/>(U.S. Program only)<br/><small>Must include: World History &amp; U.S. History</small></p> <p><b>5</b> units of Humanities in Spanish<br/>(Mexican Program only)<br/><small>Requirements are defined with counselor</small></p> <p><b>0.5</b> Survey of Mexican History<br/>(U.S. Program only)</p> <p><b>0.5</b> Psychology in English<br/>(Mexican Program only)</p> |
|---|--|--|

## GRADING SYSTEM

Students' grades are based on a 100-point scale, with 100 being the top grade awarded and 60 being the lowest passing score. Advanced Placement (AP) and International Baccalaureate Diploma (IB) courses are weighted (grade x 1.099) with the exception of Theory of Knowledge (IB) which is weighted at grade x 1.049. The additional weight is reflected in the cumulative GPA which appears on the transcript. Grades below 70% in any course will not be given additional weight. **The American School Foundation does not rank students.** GPA is calculated using only grades from credits earned at ASF; no transfer grades or online course grades are included in the ASF GPA.

| Descriptor   | ASF Grade     | AP Grade | IBDP Score |
|--|---------------|----------|------------|
| Consistently exceeds all standards   | <b>100</b>    | <b>5</b> | <b>7</b>   |
|  | <b>90-100</b> | <b>5</b> | <b>6</b>   |
| Consistently meets or exceeds standards  | <b>80-89</b>  | <b>4</b> | <b>5</b>   |
| Meets standards<br><small>(knowledge, skills, application)</small>                               | <b>75-79</b>  | <b>3</b> | <b>4</b>   |
|  | <b>70-75</b>  | <b>3</b> | <b>3</b>   |
| Approaching standards  | <b>60-69</b>  | <b>2</b> | <b>2</b>   |
| Consistently below standards<br><small>(not prepared to move on to the next grade level)</small> | <b>0-60</b>   | <b>1</b> | <b>1</b>   |

# EXTERNAL EXAM STATISTICS

## ADVANCED PLACEMENT EXAM RESULTS, MAY 2024



**110** AP Scholar **55** from Class of 2024  
**65** AP Scholar with Honor **35** from Class of 2024  
**93** AP Scholar with Distinction **59** from Class of 2024  
**40** AP International Diploma **31** from Class of 2024  
**12** AP Capstone **8** from Class of 2024

Number of Exams  Scores of 3 or Higher  Average Grade ASF  Average Grade Worldwide

| Subject                              | Number of Exams | Scores of 3 or Higher | Average Grade ASF | Average Grade Worldwide |
|--------------------------------------|-----------------|-----------------------|-------------------|-------------------------|
| Art History                          | 6               | 5                     | 3.33              | 3.00                    |
| Calculus AB                          | 49              | 42                    | 3.82              | 3.22                    |
| Calculus BC*                         | 9               | 9                     | 5.00              | 3.92                    |
| Calculus AB Subscore*                | 9               | 9                     | 5.00              | 4.12                    |
| Chemistry                            | 15              | 9                     | 2.87              | 3.31                    |
| Chinese Language and Culture*        | 3               | 2                     | 4.00              | 4.08                    |
| Comparative Government and Politics  | 30              | 24                    | 3.37              | 3.18                    |
| Computer Science A                   | 13              | 9                     | 3.77              | 3.18                    |
| Computer Science Principles          | 65              | 60                    | 3.57              | 2.90                    |
| English Language and Composition     | 94              | 60                    | 3.01              | 2.79                    |
| English Literature and Composition   | 7               | 7                     | 4.29              | 3.16                    |
| Environmental Science*               | 1               | 1                     | 4.00              | 2.80                    |
| French Language and Culture          | 5               | 5                     | 3.60              | 3.20                    |
| German Language and Culture*         | 3               | 1                     | 1.67              | 3.32                    |
| Human Geography                      | 32              | 25                    | 3.59              | 2.83                    |
| Italian Language and Culture*        | 1               | 1                     | 5.00              | 3.30                    |
| Japanese Language and Culture*       | 1               | 1                     | 5.00              | 3.68                    |
| Macroeconomics                       | 36              | 12                    | 2.25              | 3.13                    |
| Microeconomics                       | 30              | 12                    | 2.37              | 3.24                    |
| Physics 1*                           | 2               | 0                     | 2.00              | 2.59                    |
| Physics C: Mechanics                 | 16              | 8                     | 2.50              | 3.50                    |
| Precalculus*                         | 34              | 34                    | 4.74              | 3.41                    |
| Psychology*                          | 2               | 0                     | 1.00              | 2.97                    |
| Research                             | 16              | 14                    | 3.31              | 3.35                    |
| Seminar                              | 51              | 50                    | 3.37              | 3.19                    |
| Spanish Language and Culture         | 76              | 75                    | 4.51              | 3.54                    |
| Spanish Literature and Culture       | 10              | 9                     | 3.90              | 3.00                    |
| Statistics                           | 35              | 22                    | 2.71              | 2.96                    |
| 2-D Art & Design                     | 23              | 22                    | 3.48              | 3.31                    |
| United States History                | 52              | 47                    | 3.71              | 3.23                    |
| United States Government & Politics* | 1               | 1                     | 3.00              | 3.38                    |
| World History                        | 21              | 18                    | 4.14              | 3.11                    |
| Biology                              | 38              | 26                    | 3.05              | 3.15                    |

## INTERNATIONAL BACCALAUREATE SUBJECT RESULTS, MAY 2024



**24** Candidates for the full IB Diploma  
**23** Awarded an IB Diploma, **11** of those were Bilingual IB Diplomas  
**42** Highest IB Diploma Program score achieved  
**33** Average points earned by Diploma Candidates  
**5.28** Average Diploma student score on all IB exams

Number of Candidates  Scores of 4 or Higher  Average Grade ASF  Average Grade Worldwide

| Subject                               | Number of Candidates | Scores of 4 or Higher | Average Grade ASF | Average Grade Worldwide |
|---------------------------------------|----------------------|-----------------------|-------------------|-------------------------|
| English A: Language and Literature HL | 12                   | 12                    | 5.42              | 4.72                    |
| English A: Language and Literature SL | 25                   | 23                    | 5.17              | 4.91                    |
| English A: Literature HL              | 4                    | 4                     | 5.00              | 4.55                    |
| English A: Literature SL              | 2                    | 2                     | 5.00              | 4.97                    |
| Spanish A: Language and Literature HL | 9                    | 9                     | 5.44              | 4.83                    |
| Spanish A: Language and Literature SL | 11                   | 11                    | 5.00              | 4.87                    |
| Spanish A: Literature HL              | 4                    | 4                     | 5.75              | 4.71                    |
| Spanish A: Literature SL              | 11                   | 10                    | 5.18              | 4.31                    |
| French AB, SL                         | 1                    | 1                     | 4.00              | 4.71                    |
| French B HL                           | 2                    | 2                     | 5.50              | 5.30                    |
| French B SL                           | 3                    | 3                     | 5.67              | 5.10                    |
| Spanish AB SL                         | 5                    | 5                     | 6.20              | 4.90                    |
| Spanish B HL                          | 2                    | 2                     | 6.00              | 5.22                    |
| Spanish B SL                          | 3                    | 3                     | 6.67              | 4.92                    |
| Business Management HL                | 32                   | 29                    | 4.97              | 4.92                    |
| Business Management SL                | 14                   | 13                    | 4.86              | 4.90                    |
| Economics HL in English               | 9                    | 6                     | 4.11              | 5.12                    |
| Env. and Soc. SL in English           | 24                   | 21                    | 4.88              | 4.19                    |
| Hist. Americas HL in English          | 3                    | 3                     | 5.00              | 4.69                    |
| Philosophy SL in Spanish              | 50                   | 40                    | 4.52              | 4.95                    |
| Psychology HL in English              | 12                   | 10                    | 4.45              | 4.74                    |
| Psychology SL in English              | 6                    | 4                     | 4.17              | 4.42                    |
| Biology HL in English                 | 8                    | 8                     | 5.13              | 4.42                    |
| Biology SL in English                 | 6                    | 6                     | 5.17              | 4.19                    |
| Chemistry HL in English               | 12                   | 10                    | 5.08              | 4.69                    |
| Chemistry SL in English               | 10                   | 8                     | 4.50              | 4.24                    |
| Design Tech HL in English             | 7                    | 3                     | 3.43              | 4.58                    |
| Design Tech SL in English             | 4                    | 2                     | 3.25              | 4.02                    |
| Physics HL in English                 | 9                    | 7                     | 4.67              | 4.85                    |
| Physics SL in English                 | 4                    | 4                     | 4.75              | 4.24                    |
| Math AA HL in English                 | 10                   | 10                    | 5.30              | 4.86                    |
| Math AA SL in English                 | 16                   | 14                    | 4.56              | 4.54                    |
| Math AI HL in English                 | 12                   | 8                     | 3.83              | 4.40                    |
| Math AI SL in English                 | 1                    | 0                     | 3.00              | 3.92                    |
| Music HL in English                   | 1                    | 1                     | 4.00              | 4.84                    |
| Visual Arts HL in English             | 3                    | 3                     | 5.00              | 4.25                    |
| Visual Arts SL in English             | 7                    | 7                     | 4.14              | 3.90                    |

## SAT SUMMARY

|                                  | 2024 Mean | 2024 Middle 50% | 2023 Mean | 2023 Middle 50% | 2022 Mean | 2022 Middle 50% |
|----------------------------------|-----------|-----------------|-----------|-----------------|-----------|-----------------|
| Evidence Based Reading & Writing | 631       | 570 - 685       | 618       | 570-665         | 623       | 555-690         |
| Mathematics                      | 626       | 565 - 685       | 614       | 560-670         | 630       | 565-710         |
| Total                            | 1250      | 1135 - 1355     | 1224      | 1120-1320       | 1248      | 1125-1380       |
| Number of Students Tested:       | 105       | 105             | 106       | 106             | 70        | 70              |

ACT scores cannot be reported due to insufficient data.

## DISTRIBUTION OF GRADES FOR THE CLASS OF 2025

(As of June 2024)

| Class of 2025 Decile Rank | Number of Students | GPA Range        |
|---------------------------|--------------------|------------------|
| 1                         | 20                 | 101.013 - 97.651 |
| 2                         | 20                 | 97.374 - 94.415  |
| 3                         | 20                 | 94.392 - 92.392  |
| 4                         | 19                 | 92.615 - 90.574  |
| 5                         | 19                 | 90.515 - 88.769  |
| 6                         | 19                 | 88.64 - 87.237   |
| 7                         | 19                 | 87.023 - 84.586  |
| 8                         | 19                 | 84 - 82.266      |
| 9                         | 18                 | 82.205 - 79.276  |
| 10                        | 18                 | 79.252 - 73.929  |

# COLLEGE ACCEPTANCES FOR THE CLASSES OF 2023 AND 2024



193  
Graduates in  
2023



194  
Graduates in  
2024



30% in 2023  
28% in 2024



34% in 2023  
34% in 2024



23% in 2023  
19% in 2024



13% in 2023  
16% in 2024



0% in 2023  
3% in 2024

Attend universities in Mexico

Universities in the U.S.

Universities abroad

"Gap" year

Undecided at the time  
of graduation

(SCHOOLS IN BOLD INDICATE MATRICULATION OF TWO OR MORE STUDENTS)

## MEXICAN UNIVERSITIES

**Instituto Tecnológico Autónomo De México (31)**  
Tec de Monterrey, Campus Monterrey  
Tec de Monterrey, Campus Puebla  
Tec de Monterrey, Campus Querétaro  
Tec de Monterrey, Campus Santa Fe  
**Universidad Anáhuac (2)**  
**Universidad Anáhuac Campus Norte (4)**  
**Universidad Iberoamericana (36)**  
**Universidad Nacional Autónoma de México (2)**  
**Universidad Panamericana (2)**

## UNITED STATES UNIVERSITIES

Adams State University  
Adelphi University  
American University  
Appalachian State University  
**Arizona State University (3)**  
Art Academy of Cincinnati  
Augustana College  
Austin College  
Babson College (3)  
Bard College  
Barnard College  
Bates College  
Baylor University  
Beloit College  
**Bentley University (3)**  
Binghamton University  
Boston College  
**Boston University (6)**  
Bradley University  
Brandeis University  
Brigham Young University  
Brock University  
Brown University  
Butler University  
California College of the Arts  
California Polytechnic State University, San Luis Obispo  
California State University, Chico  
Carnegie Mellon University  
Case Western Reserve University  
Chapman University  
Chestnut Hill College  
The Citadel - The Military College of South Carolina  
Clark University  
Clemson University  
Colby College  
Columbia University  
Cornell College  
Cornell University  
Denison University  
DePaul University  
DePauw University  
Drexel University  
Duke University  
Earlham College  
Elon University  
Emerson College  
Emory University  
Fashion Institute of Technology  
Flagler College  
Florida International University  
Fordham University  
Fort Lewis College  
George Mason University  
**George Washington University (3)**  
**Georgetown University (2)**  
Georgia Institute of Technology  
Gettysburg College  
Goucher College  
Greensboro College  
Hawaii Pacific University  
Hendrix College  
Hofstra University  
**Hult International Business School (2)**  
Illinois Wesleyan University  
Ithaca College  
James Madison University  
**King's College London (4)**  
Knox College

Lafayette College  
Lehigh University  
Lewis & Clark College  
Louisiana State University  
**Loyola Marymount University (5)**  
**Loyola University Chicago (2)**  
Loyola University Maryland  
Loyola University New Orleans  
Lynn University  
Macalester College  
Marquette University  
Marymount University  
Maryville University  
**Michigan State University (2)**  
Middlebury College  
Misericordia University  
Mount St. Mary's University  
New York Institute of Technology  
**New York University (4)**  
North Carolina State University at Raleigh  
**Northeastern University (5)**  
Northwestern University  
Oberlin College  
Occidental College  
Ohio State University  
Oral Roberts University  
Oregon State University  
Otis College of Art and Design  
Pace University  
Pacific University  
Parsons School of Design  
Pennsylvania State University  
**Pepperdine University (2)**  
Point Park University  
Portland State University  
Pratt Institute  
Providence College  
Purdue University Fort Wayne  
**Purdue University (7)**  
Reed College  
Rensselaer Polytechnic Institute  
Rhode Island School of Design  
Ringling College of Art and Design  
Rochester Institute of Technology  
Rollins College  
Rose-Hulman Institute of Technology  
Rutgers University, New Brunswick  
Saint Mary's University  
Saint Norbert College  
Santa Clara University  
Santa Fe College  
Sarah Lawrence College  
**Savannah College of Art and Design (3)**  
School of the Art Institute of Chicago  
School of Visual Arts  
Scripps College  
Seattle University  
Smith College  
Southern Methodist University  
Southern Oregon University  
St. Edwards University  
Stevens Institute of Technology  
Suffolk University  
Syracuse University  
Temple University  
Texas A&M University  
Texas State University  
The American University of Paris  
The Catholic University of America  
The University of Alabama  
The University of Tampa  
The University of Tennessee  
The University of Texas at Arlington  
**The University of Texas at Austin (3)**  
The University of Texas at Dallas  
The University of Texas at El Paso  
Trinity College  
Trinity University  
**Tufts University (2)**  
**Tulane University of Louisiana (2)**  
Union College

University of Arizona  
University of California-Berkeley  
University of California-Davis  
University of California-Irvine  
University of California-Merced  
University of California-San Diego  
University of California-Santa Barbara  
University of California-Santa Cruz  
University of Central Florida  
University of Chicago  
**University of Colorado Boulder (3)**  
University of Connecticut  
University of Delaware  
University of Denver  
University of Evansville  
University of Hartford  
University of Illinois Chicago  
University of Illinois Urbana-Champaign  
University of Iowa  
University of La Verne  
University of Lynchburg  
University of Maryland Eastern Shore  
University of Maryland Baltimore County  
University of Maryland College Park  
University of Massachusetts-Amherst  
University of Miami  
University of Michigan  
University of Michigan-Dearborn  
University of Michigan-Flint  
University of Minnesota-Twin Cities  
University of Mississippi  
University of New Mexico  
University of North Carolina at Chapel Hill  
University of North Carolina at Charlotte  
University of North Florida  
University of Notre Dame  
University of Oregon  
University of Pittsburgh  
University of Richmond  
University of Rochester  
University of San Diego  
University of San Francisco  
University of South Carolina  
University of South Florida  
**University of Southern California (4)**  
University of the District of Columbia  
University of Utah  
University of Virginia  
University of Washington  
University of Wisconsin-Eau Claire  
University of Wisconsin-Madison  
Utah State University  
Vanderbilt University  
Villanova University  
Virginia Commonwealth University  
Virginia Polytechnic Institute and State University  
Virginia State University  
Wake Forest University  
Washington Adventist University  
Washington College  
Washington State University  
Western University  
Western Washington University  
William & Mary  
Winona State University  
Worcester Polytechnic Institute  
Yale University

## CANADIAN UNIVERSITIES

Carleton University  
Centennial College  
Concordia University  
Fraser International College  
Humber College  
Huron University College at Western  
**McGill University (2)**  
McMaster University  
Mount Saint Vincent University  
Queen's University  
Simon Fraser University  
**The University of British Columbia (2)**

Toronto Metropolitan University  
Université de Montréal  
University of Alberta  
University of King's College  
**University of Toronto (6)**  
University of Victoria  
University of Waterloo  
Wilfrid Laurier University  
York University

## EUROPEAN UNIVERSITIES

Architectural Association School Of Architecture  
Aston University, Birmingham  
Bard College Berlin  
Birmingham City University  
Brunel University London  
Cardiff University  
**CEU San Pablo University (2)**  
City, University of London  
Eindhoven University of Technology  
**Erasmus University Rotterdam (2)**  
**ESADE Business School (2)**  
ESCP Business School-Paris  
EU Business School-Barcelona  
European University of Madrid  
Goldsmiths, University of London  
**IE University (9)**  
**Istituto Marangoni (3)**  
Kingston University  
Le Cordon Bleu Paris  
Leiden University College The Hague  
London South Bank University  
Nebrija University  
Newcastle University  
Nuova Accademia di Belle Arti Milano  
Queen Mary University of London  
**Saint Louis University-Madrid (3)**  
Sciences Po  
The Hague University of Applied Sciences  
The University of Edinburgh  
Tilburg University  
Universidad Alfonso X El Sabio  
Universidad de Navarra  
Universidad Europea de Valencia  
Universidad Francisco de Vitoria-UFV Madrid  
Universita Bocconi  
Universität Pompeu Fabra  
Université Lumière Lyon 2  
Université Toulouse Capitole  
University of Amsterdam  
University of Bath  
University of Birmingham  
University of Essex  
University of Exeter  
University of Greenwich  
**University of Groningen (2)**  
University of Hull  
University of Leeds  
University of Maastricht  
**University of Manchester (2)**  
University of Nottingham  
University of Reading  
University of St. Andrews  
University of Strasbourg  
University of Strathclyde  
University of Sussex  
University of York  
Vrije Universiteit Amsterdam

## OTHER REGIONS

NYU Shanghai  
The University of Sydney  
University of the Andes  
Yonsei University