
















# Granite City Community Unit School District 9

## Application Procedure



### ALL APPLICANTS

The following must be completed prior to Board approval.

-  Application
-  Withholding Forms (W-4s: Federal and Illinois)
-  IL Department of Children & Family Services – Mandated Reporter Form
-  Medical Information Release Form (HIPPA)
-  U.S. Department of Education Race and Ethnicity Data Form
-  Authorization for Network Access
-  I-9 Form
-  Social Security Form SSA-1945
-  Copy of Driver's License
-  Copy of Social Security Card
-  One letter of character reference
-  Mandated Reporter Training – After completion, print out your Certificate of Completion or email it to [stephanie.schleper@gcsd9.net](mailto:stephanie.schleper@gcsd9.net) for certified applicants and [lisa.cockrum@gcsd9.net](mailto:lisa.cockrum@gcsd9.net) for classified applicants. <https://mr.dcfstraining.org/UserAuth/Login!loginPage.action> Create a new account and complete the online training course. If you do not have computer access, you can complete the training in the Human Resources office.
-  Fingerprint Background Check performed at the Regional Office of Education (ROE). The fee for the background check is the substitute's responsibility. The substitute will receive a receipt for their background check. Return the receipt to The District as part of the application packet. Fingerprint results are mailed directly to the substitute. Upon receipt of the results, the substitute should bring a copy of their results to The District. - **BY APPOINTMENT ONLY**
-  Drug Screen Authorization will be given to the substitute upon receipt of the application packet and fingerprint receipt. Drug screens are performed at Gateway Regional Medical Center in the Occupation Health Department. The fee for the drug screen is paid for by The District.
-  ISBE Sexual Misconduct Disclosure - Applicant


### CERTIFIED APPLICANTS

In addition to the above requirement, the following must be provided:

-  Official transcripts sent directly from all universities attended
-  Substitute Certificate or IEIN Form

### CLASSIFIED APPLICANTS

In addition to the above requirement, the following must be provided by paraprofessionals (teacher aides), secretaries, and monitors:

-  Copy of high school diploma or equivalent. This is not required for custodians, café workers or building aides.
- Applicants will be Board approved when ALL required paperwork is complete and on file in the Human Resources Department.
- All applicants must respond to their Notice of Reasonable Assurance with their intent to return the following school year between May 1 and July 1. Failure to do so will remove your application from the active file.
- Incomplete files are held in an open status in the Human Resources Department for one year, after that time they will be destroyed.

# EMPLOYMENT APPLICATION

DATE \_\_\_\_\_

GRANITE CITY COMMUNITY UNIT SCHOOL DISTRICT #9  
 3200 Maryville Rd  
 Granite City, Illinois 62040  
[www.gcsd9.net](http://www.gcsd9.net)

**AN EQUAL OPPORTUNITY EMPLOYER**

It is the policy of the Granite City Community Unit School District # 9 to comply with all federal and state employment laws. District 9 is an equal opportunity employer and does not discriminate on the basis of race, age, marital status, color, creed, religion, sex, sexual orientation, national origin, ancestry, citizenship status, arrest record, being a victim of domestic or sexual violence, mental or physical handicap or disability, military status or unfavorable discharge from military service or any other unlawful basis in the hiring, promotion, firing, pay or privileges of employment. **If you require any assistance or accommodation in the application or interview process, please contact the Human Resources Department at 618-451-5800.**

## TYPE OF EMPLOYMENT

### CERTIFIED

TEACHER <input type="checkbox"/>	COUNSELOR <input type="checkbox"/>
ADMINISTRATOR <input type="checkbox"/>	SPEECH THERAPIST <input type="checkbox"/>
PSYCHOLOGIST <input type="checkbox"/>	THERAPIST:OT/PT <input type="checkbox"/>
NURSE <input type="checkbox"/>	<b>SUB. TEACHER</b> <input type="checkbox"/>
SOCIAL WORKER <input type="checkbox"/>	COACH <input type="checkbox"/>

Email Address: \_\_\_\_\_

### CLASSIFIED

BUILDING AIDE <input type="checkbox"/>	ADMINISTRATIVE ASST. <input type="checkbox"/>
CAFETERIA <input type="checkbox"/>	TEACHER AIDE <input type="checkbox"/>
CUSTODIAN <input type="checkbox"/>	<b>SUBSTITUTE</b> <input type="checkbox"/>
INTERPRETER <input type="checkbox"/>	
MONITOR <input type="checkbox"/>	

Email Address: \_\_\_\_\_

## PRINT OR TYPE ALL INFORMATION

LAST NAME	FIRST NAME	MIDDLE NAME	PAST NAME(S)	TELEPHONE
PRESENT ADDRESS	STREET ADDRESS		CITY	STATE
PERMANENT ADDRESS	STREET ADDRESS		CITY	STATE
	YEAR ATTENDED	DEGREE	MAJOR & MINOR	CERTIFICATE & TYPE
				TOTAL SEM. HRS.
				GRADE PT. AVG.
HIGH SCHOOL				
UNIVERSITY OR COLLEGE				
GRADUATE SCHOOL				

## GENERAL INFORMATION

CAN YOU, AFTER BEING HIRED, VERIFY YOUR LEGAL RIGHT TO WORK IN THE UNITED STATES?	EXPLAIN:
HAVE YOU EVER BEEN CONVICTED OF A FELONY OR CRIMINAL MISDEMEANOR? IF SO, PLEASE DESCRIBE. (YOU ARE NOT REQUIRED TO DISCLOSE ANY CONVICTIONS OR ARRESTS FOR WHICH THE RECORDS HAVE BEEN EXPUNGED, IMPOUNDED OR SEALED.)	EXPLAIN:
HAVE YOU BEEN FOUND TO BE A PERPETRATOR OF SEXUAL OR PHYSICAL ABUSE OF ANY MINOR UNDER 18 YEARS OF AGE PURSUANT TO PROCEEDINGS UNDER THE <i>JUVENILE COURT ACT OF 1987</i> ? IF SO, PLEASE EXPLAIN.	EXPLAIN:

## THREE LETTERS OF REFERENCE REQUIRED:

(OTHER THAN EMPLOYERS, FORMER EMPLOYERS AND RELATIVES) APPLICATIONS ARE INCOMPLETE UNTIL LETTERS ARE ON FILE)

Reference	OCCUPATION/TITLE	ADDRESS	PHONE	YRS. KNOWN

**WORK EXPERIENCE (Begin with most current employment)**

NAME OF PRESENT OR LAST EMPLOYER	ADDRESS	PHONE	JOB TITLE	IMMEDIATE SUPERVISOR	
----------------------------------	---------	-------	-----------	----------------------	--

**HOW LONG WERE YOU EMPLOYED BY THIS EMPLOYER?**

NAME OF SECOND TO LAST EMPLOYER	ADDRESS	PHONE	JOB TITLE	IMMEDIATE SUPERVISOR	
---------------------------------	---------	-------	-----------	----------------------	--

**HOW LONG WERE YOU EMPLOYED BY THIS EMPLOYER?**

NAME OF THIRD TO LAST EMPLOYER	ADDRESS	PHONE	JOB TITLE	IMMEDIATE SUPERVISOR	
--------------------------------	---------	-------	-----------	----------------------	--

**HOW LONG WERE YOU EMPLOYED BY THIS EMPLOYER?**

NAME OF FOURTH TO LAST EMPLOYER	ADDRESS	PHONE	JOB TITLE	IMMEDIATE SUPERVISOR	
---------------------------------	---------	-------	-----------	----------------------	--

**HOW LONG WERE YOU EMPLOYED BY THIS EMPLOYER?**

LIST ANY ADDITIONAL WORK EXPERIENCE ON AN ATTACHED SHEET

**GENERAL INFORMATION**

WHY DO YOU WISH TO LEAVE YOUR PRESENT POSITION?	
---	--

WERE YOU EMPLOYED DURING YOUR UNDER GRAD. YRS.? WHERE?	
--	--

LIST ANY AWARDS EARNED IN COLLEGE.	
------------------------------------	--

LIST MEMBERSHIP IN PROFESSIONAL ORGANIZATIONS	
---	--

LIST WORK OR VOLUNTEER EXP. WITH SCHOOL AGE CHILDREN.	
---	--

HAVE YOU TAKEN ANY COURSES IN COMPUTERS.	
--	--

**CERTIFIED APPLICANTS COMPLETE THIS BOX**

POSITION(S) DESIRED	TOTAL YRS. ELEM. TEACHER	TOTAL YRS. MIDDLE SCHOOL TEACHER	TOTAL YRS. H.S. TEACHER
---------------------	-----------------------------	-------------------------------------	----------------------------

LIST SUBJECTS OR GRADES TAUGHT AND NUMBER OF YEARS EXPERIENCE IN EACH AREA.	
---	--

CHECK EXTRA-CURRICULAR ACTIVITIES YOU ARE INTERESTED IN DIRECTING.	LIST EXTRA-CURRICULAR ACTIVITIES YOU HAVE DIRECTED
DEBATE _____ TENNIS _____ STUDENT COUNCIL _____ SCHOOL PLAYS _____ GOLF _____	SOCCER _____ BAND _____ FOOTBALL _____ SPONSOR CLUB: _____ BASEBALL _____
WRESTLING _____ CHEERLEADING _____ BASKETBALL _____ SOFTBALL _____ TRACK _____	VOLLEYBALL _____

**INFORMATION YOU WISH TO SHARE WITH THE INTERVIEW COMMITTEE:**

I certify that the foregoing statements are true and complete. I authorize Community Unit School District #9 to investigate all statements made in this application. In the event that I become a finalist for a position, I authorize the District to contact my present employer and any other references they deem necessary. I understand that an official transcript of credit hours and placement credentials must be received by the District to complete this application and that only complete applications will be considered in the employment process. I further understand that any misrepresentations made in completing this application are grounds for dismissal. It is further understood that if I am employed I must pass a physical examination and tuberculosis test. I understand that in order to remain an active candidate I must renew this application annually. Failure to provide requested employment or employer history which is material to the applicant's qualifications for employment or the provision of statements which the applicant does not believe to be true may be a Class A misdemeanor.

**SIGNATURE** \_\_\_\_\_ **DATE** \_\_\_\_\_



SUBSTITUTE TEACHER:

**Apply for the Substitute License in your ELIS account.**

A \$50 application fee will be assessed electronically when the application is completed. (Please have credit card, debit card, or prepaid card available.) View screen-by-screen tutorials under "ELIS How-To Demonstrations" for assistance.

**Have your regionally accredited institution send official\* transcripts directly to ONE of the following addresses:**

Transcripts@isbe.net

Illinois State Board of Education  
Educator Effectiveness - E240  
100 N. 1st Street  
Springfield, IL 62777

Regional Office of Education/Intermediate Service Center

**\*Note: Official transcripts must be sent directly from the institution. If sent by educator, official transcripts must be in the sealed (unopened) envelope from the institution addressed to the educator.**

**Once your license has been issued, you must register your license in your ELIS account and pay applicable registration fees. The license is not valid for employment until these fees are paid.**

<https://www.isbe.net/Pages/Educator-Licensure-Application.aspx>

Sincerely,

*Adam Garrett Ed.D.*

Adam Garrett, Executive Director of Human Resources

## Directions for Pre-employment Drug Screen and Fingerprint background check

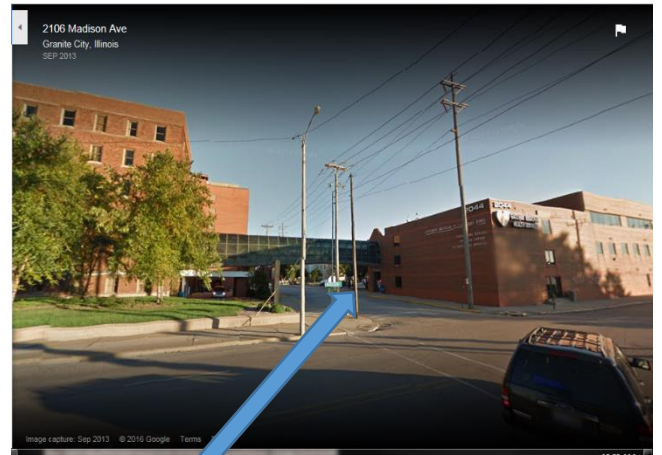
All Applicants must submit to the drug screen procedure and fingerprint background check. This applies to all Certified Substitutes (Administrators, Teachers and Nurses), Classified Substitutes (Teacher's Aide, Monitor, Custodian, Building Aide, etc.) and Coaches.

### Drug Screen

Report to Gateway Occupational Health:  
2044 Madison Avenue #6, Granite City, IL 62040  
618-798-3376

(The building is located directly across the street from McDonalds and to the right of Gateway Regional Medical Center).

When entering the building through the automatic doors, you will immediately see the office straight ahead. When entering the office, advise that you are there for a drug screen for a substitute at the Granite City School District. There is no charge to you for this service. The result will be sent to us.



### Fingerprint Background Check

Report to the Regional Office of Education 41  
157 N. Main Street Suite 438, Edwardsville, IL 62025

618-296-4530

(The ROE 41 is located in the Administrative Building next to the Madison County Courthouse. The ROE 41 is located on the 4<sup>th</sup> Floor. Park on the back side of the building, by the Sheriffs Department).



After entering the building, take the elevator to the 4<sup>th</sup> floor. Once off the elevator make an immediate right. At the end of the hallway will be Suite 438, The Regional Office of Education 41. You will present the Substitute Fingerprint background form (included in your application) with the top portion filled out. You will also need **\$45 cash** (no checks and no debit/credit cards are accepted). The results of the fingerprint background check will be mailed to your residence, in which you will bring in for us to make a copy. The original results are your property to keep. **BY APPOINTMENT ONLY**

Once the application is completed and we have the results from the Drug Screen and Fingerprint background check, you will be added to the next Board Agenda for approval. Once approved, you may start working as a substitute for the Granite City School District.

# Regional Office of Education 41

## Substitute Fingerprinting

**Location:** 157 North Main Street, Suite 438 Edwardsville, IL 62025

**Phone:** 618-296-4530

**Location Note:** You will find us in the Administration Building next to the Madison County Courthouse

**Hours:** Monday – Friday, 8:30 – 4:00pm **BY APPOINTMENT**

**Cost: \$45.00 CASH ONLY**

**Note:** You will receive your fingerprint results in the mail. The results can take up to **sixty days**. Once you receive the results, you may take them to the school district.

First Name _____		Last Name _____		Middle Initial _____	
Maiden Name/ Other Names Used _____		DOB _____		State of Birth _____	
Address _____		City _____		State _____ Zip _____	
Gender _____	Race _____	Eye Color _____	Hair Color _____	Height _____	Weight _____
Drivers License Number _____		State Issued _____		Phone Number _____	

**Applicant Verification and Authorization**

By signing below, I acknowledge and hereby authorize the release of any criminal history record information that may exist regarding me from any agency, organization, institution, or entity having such information on file. I am aware and understand that my fingerprints may be retained and will be used to check the criminal history record information files of the Illinois State Police and/or the Federal Bureau of Investigation, to include but not limited to civil, criminal and latent fingerprint databases. I also understand that if my photo was taken, my photo may be shared only for employment or licensing purposes. I further understand that I have the right to challenge any information disseminated from these criminal justice agencies regarding me that may be inaccurate or incomplete pursuant to Title 28 Code of Federal Regulation 16.34 and Chapter 20 ILCS 2630/7 of the Criminal Identification Act.

**Signature of Applicant** \_\_\_\_\_

Signature Date

<b>Office Use Only</b>		
Technician Signature: _____		
Date: _____	Time: _____	Sex Offender and Child Murder _____

\* Form effective July 2021. No other forms will be accepted. Privacy Statement on Page 2 must be included.

## **Privacy Act Statement**

**Authority:** The FBI's acquisition, preservation, and exchange of fingerprints and associated information is generally authorized under 28 U.S.C. 534. Depending on the nature of your application, supplemental authorities include Federal statutes, State statutes pursuant to Pub. L. 92-544, Presidential Executive Orders, and federal regulations. Providing your fingerprints and associated information is voluntary; however, failure to do so may affect completion or approval of your application.

**Principal Purpose:** Certain determinations, such as employment, licensing, and security clearances, may be predicated on fingerprint-based background checks. Your fingerprints and associated information/biometrics may be provided to the employing, investigating, or otherwise responsible agency, and/or the FBI for the purpose of comparing your fingerprints to other fingerprints in the FBI's Next Generation Identification (NGI) system or its successor systems (including civil, criminal, and latent fingerprint repositories) or other available records of the employing, investigating, or otherwise responsible agency. The FBI may retain your fingerprints and associated information/biometrics in NGI after the completion of this application and, while retained, your fingerprints may continue to be compared against other fingerprints submitted to or retained by NGI.

**Routine Uses:** During the processing of this application and for as long thereafter as your fingerprints and associated information/biometrics are retained in NGI, your information may be disclosed pursuant to your consent, and may be disclosed without your consent as permitted by the Privacy Act of 1974 and all applicable Routine Uses as may be published at any time in the Federal Register, including the Routine Uses for the NGI system and the FBI's Blanket Routine Uses. Routine uses include, but are not limited to, disclosures to: employing, governmental or authorized non-governmental agencies responsible for employment, contracting, licensing, security clearances, and other suitability determinations; local, state, tribal, or federal law enforcement agencies; criminal justice agencies; and agencies responsible for national security or public safety.





**Note:** These instructions are written for employees to address withholding from wages. However, this form can also be completed and submitted to a payor if an agreement was made to voluntarily withhold Illinois Income tax from other (non-wage) Illinois income.

### Who must complete Form IL-W-4?

If you are an employee, you must complete this form so your employer can withhold the correct amount of Illinois Income Tax from your pay. The amount withheld from your pay depends, in part, on the number of allowances you claim on this form.

Even if you claimed exemption from withholding on your federal Form W-4, U.S. Employee's Withholding Allowance Certificate, because you do not expect to owe any federal income tax, you may be required to have Illinois Income Tax withheld from your pay (see Publication 130, Who is Required to Withhold Illinois Income Tax). If you are claiming exempt status from Illinois withholding, you must check the exempt status box on Form IL-W-4 and sign and date the certificate. Do not complete Lines 1 through 3.

If you are a resident of Iowa, Kentucky, Michigan, or Wisconsin, or a military spouse, see Form W-5-NR, Employee's Statement of Nonresidence in Illinois, to determine if you are exempt.

**Note** If you do not file a completed Form IL-W-4 with your employer, if you fail to sign the form or to include all necessary information, or if you alter the form, your employer must withhold Illinois Income Tax on the entire amount of your compensation, without allowing any exemptions.

### When must I submit this form?

You should complete this form and give it to your employer on or before the date you start work. You must submit Form IL-W-4 when Illinois Income Tax is required to be withheld from compensation that you receive as an employee. You may file a new Form IL-W-4 any time your withholding allowances increase. If the number of your claimed allowances decreases, you **must** file a new Form IL-W-4 within 10 days. However, the death of a spouse or a dependent does not affect your withholding allowances until the next tax year.

### When does my Form IL-W-4 take effect?

If you do not already have a Form IL-W-4 on file with your employer, this form will be effective for the first payment of compensation made to you after this form

is filed. If you already have a Form IL-W-4 on file with this employer, your employer may allow any change you file on this form to become effective immediately, but is not required by law to change your withholding until the first payment of compensation is made to you after the first day of the next calendar quarter (that is, January 1, April 1, July 1, or October 1) that falls at least 30 days after the date you file the change with your employer.

**Example:** If you have a baby and file a new Form IL-W-4 with your employer to claim an additional allowance for the baby, your employer may immediately change the withholding for all future payments of compensation. However, if you file the new form on September 1, your employer does not have to change your withholding until the first payment of compensation is made to you after October 1. If you file the new form on September 2, your employer does not have to change your withholding until the first payment of compensation made to you after December 31.

### How long is Form IL-W-4 valid?

Your Form IL-W-4 remains valid until a new form you have submitted takes effect or until your employer is required by the Department to disregard it. Your employer is required to disregard your Form IL-W-4 if

- you claim total exemption from Illinois Income Tax withholding, but you have not filed a federal Form W-4 claiming total exemption, or
- the Internal Revenue Service (IRS) has instructed your employer to disregard your federal Form W-4.

### What is an "exemption"?

An "exemption" is a dollar amount on which you do not have to pay Illinois Income Tax that you may claim on your Illinois Income tax return.

### What is an "allowance"?

The dollar amount that is exempt from Illinois Income Tax is based on the number of allowances you claim on this form. As an employee, you receive one allowance unless you are claimed as a dependent on another person's tax return (e.g., your parents claim you as a dependent on their tax return). If you are married, you may claim additional allowances for your spouse and any dependents that you are entitled to claim for federal income tax purposes. You also will receive additional allowances if you or your spouse are age 65 or older, or if you or your spouse are legally blind.

**Note:** For tax years beginning on or after January 1, 2017, the personal exemption allowance, and additional allowances if you or your spouse are age 65 or older, or if you or your spouse are legally blind, may **not** be claimed on your Form IL-1040 if your adjusted gross income for the taxable year exceeds \$500,000 for returns with a federal filing status of married filing jointly, or \$250,000 for all other returns. You may complete a new Form IL-W-4 to update your exemption amounts and increase your Illinois withholding.

### How do I figure the correct number of allowances?

Complete the worksheet on the back of this page to figure the correct number of allowances you are entitled to claim. Give your completed Form IL-W-4 to your employer. Keep the worksheet for your records.

**Note** If you have more than one job or your spouse works, your withholding usually will be more accurate if you claim all of your allowances on the Form IL-W-4 for the highest-paying job and claim zero on all of your other IL-W-4 forms.

### How do I avoid underpaying my tax and owing a penalty?

You can avoid underpayment by reducing the number of allowances or requesting that your employer withhold an additional amount from your pay. Even if your withholding covers the tax you owe on your wages, if you have non-wage income that is taxable, such as interest on a bank account or dividends on an investment, you may have additional tax liability. If you owe more than \$500 tax at the end of the year, you may owe a late-payment penalty or will be required to make estimated tax payments. For additional information on penalties see Publication 103, Uniform Penalties and Interest. Visit our website at [tax.illinois.gov](http://tax.illinois.gov) to obtain a copy.

### Where do I get help?

- Visit our website at [tax.illinois.gov](http://tax.illinois.gov)
- Call our Taxpayer Assistance Division at **1 800 732-8866** or **217 782-3336**
- Call our TDD (telecommunications device for the deaf) at **1 800 544-5304**
- Write to  
**ILLINOIS DEPARTMENT OF REVENUE**  
**PO BOX 19044**  
**SPRINGFIELD IL 62794-9044**

# Illinois Withholding Allowance Worksheet

## General Information

Use this worksheet as a guide to figure your total withholding allowances you may enter on your Form IL-W-4.

Complete Step 1.

Complete Step 2 if

- you (or your spouse) are age 65 or older or legally blind, or
- you wrote an amount on Line 4 of the Deductions and Adjustments Worksheet for federal Form W-4.

If you have more than one job or your spouse works, your withholding usually will be more accurate if you claim all of your allowances on the Form IL-W-4 for the highest-paying job and claim zero on all of your other IL-W-4 forms.

You may reduce the number of allowances or request that your employer withhold an additional amount from your pay, which may help avoid having too little tax withheld.

## Step 1: Figure your basic personal allowances (including allowances for dependents)

Check all that apply:

- No one else can claim me as a dependent.
- I can claim my spouse as a dependent.

- 1 Enter the total number of boxes you checked. 1 \_\_\_\_\_
- 2 Enter the number of dependents (other than you or your spouse) you will claim on your tax return. 2 \_\_\_\_\_
- 3 Add Lines 1 and 2. Enter the result. This is the total number of basic personal allowances to which you are **entitled**. You are not required to claim these allowances. The number of basic personal allowances that you choose to claim will determine how much money is withheld from your pay. See Line 4 for more information. 3 \_\_\_\_\_
- 4 Enter the total number of basic personal allowances you choose to claim on this line and Line 1 of Form IL-W-4 below. This number may not exceed the amount on Line 3 above, however you can claim as few as zero. Entering lower numbers here will result in more money being withheld(deducted) from your pay. 4 \_\_\_\_\_

## Step 2: Figure your additional allowances

Check all that apply:

- I am 65 or older.
- I am legally blind.
- My spouse is 65 or older.
- My spouse is legally blind.

- 5 Enter the total number of boxes you checked. 5 \_\_\_\_\_
- 6 Enter any amount that you reported on Line 4 of the Deductions and Adjustments Worksheet for federal Form W-4 plus any additional Illinois subtractions or deductions. 6 \_\_\_\_\_
- 7 Divide Line 6 by 1,000. Round to the nearest whole number. Enter the result on Line 7. 7 \_\_\_\_\_
- 8 Add Lines 5 and 7. Enter the result. This is the total number of additional allowances to which you are **entitled**. You are not required to claim these allowances. The number of additional allowances that you choose to claim will determine how much money is withheld from your pay. 8 \_\_\_\_\_
- 9 Enter the total number of additional allowances you elect to claim on Line 2 of Form IL-W-4, below. This number may not exceed the amount on Line 8 above, however you can claim as few as zero. Entering lower numbers here will result in more money being withheld(deducted) from your pay. 9 \_\_\_\_\_

**IMPORTANT:** If you want to have additional amounts withheld from your pay, you may enter a dollar amount on Line 3 of Form IL-W-4 below. This amount will be deducted from your pay in addition to the amounts that are withheld as a result of the allowances you have claimed.

----- Cut here and give the certificate to your employer. Keep the top portion for your records. -----

## Illinois Department of Revenue IL-W-4 Employee's Illinois Withholding Allowance Certificate

Social Security number \_\_\_\_\_

Name \_\_\_\_\_

Street address \_\_\_\_\_

City \_\_\_\_\_ State \_\_\_\_\_ ZIP \_\_\_\_\_

- 1 Enter the total number of basic allowances that you are claiming (Step 1, Line 4, of the worksheet). 1 \_\_\_\_\_
- 2 Enter the total number of additional allowances that you are claiming (Step 2, Line 9, of the worksheet). 2 \_\_\_\_\_
- 3 Enter the additional amount you want withheld (deducted) from each pay. 3 \_\_\_\_\_

I certify that I am entitled to the number of withholding allowances claimed on this certificate.

Check the box if you are exempt from federal and Illinois Income Tax withholding and sign and date the certificate.

Your signature \_\_\_\_\_ Date \_\_\_\_\_

**Employer:** Keep this certificate with your records. If you have referred the employee's federal certificate to the IRS and the IRS has notified you to disregard it, you may also be required to disregard this certificate. Even if you are not required to refer the employee's federal certificate to the IRS, you still may be required to refer this certificate to the Illinois Department of Revenue for inspection. See Illinois Income Tax Regulations 86 Ill. Adm. Code 100.7110.

This form is authorized under the Illinois Income Tax Act. Disclosure of this information is required. Failure to provide information may result in this form not being processed and may result in a penalty.

# Employee's Withholding Certificate

**Complete Form W-4 so that your employer can withhold the correct federal income tax from your pay.  
 Give Form W-4 to your employer.  
 Your withholding is subject to review by the IRS.**

**2024**

<b>Step 1: Enter Personal Information</b>	(a) First name and middle initial _____	Last name _____	<b>(b) Social security number</b>
	Address _____		Does your name match the name on your social security card? If not, to ensure you get credit for your earnings, contact SSA at 800-772-1213 or go to <a href="http://www.ssa.gov">www.ssa.gov</a> .
	City or town, state, and ZIP code _____		
	(c) <input type="checkbox"/> Single or Married filing separately <input type="checkbox"/> Married filing jointly or Qualifying surviving spouse <input type="checkbox"/> Head of household (Check only if you're unmarried and pay more than half the costs of keeping up a home for yourself and a qualifying individual.)		

**Complete Steps 2–4 ONLY if they apply to you; otherwise, skip to Step 5.** See page 2 for more information on each step, who can claim exemption from withholding, and when to use the estimator at [www.irs.gov/W4App](http://www.irs.gov/W4App).

**Step 2:  
Multiple Jobs  
or Spouse  
Works**

Complete this step if you (1) hold more than one job at a time, or (2) are married filing jointly and your spouse also works. The correct amount of withholding depends on income earned from all of these jobs.  
 Do **only one** of the following.

(a) Use the estimator at [www.irs.gov/W4App](http://www.irs.gov/W4App) for most accurate withholding for this step (and Steps 3–4). If you or your spouse have self-employment income, use this option; **or**

(b) Use the Multiple Jobs Worksheet on page 3 and enter the result in Step 4(c) below; **or**

(c) If there are only two jobs total, you may check this box. Do the same on Form W-4 for the other job. This option is generally more accurate than (b) if pay at the lower paying job is more than half of the pay at the higher paying job. Otherwise, (b) is more accurate . . . . .

**Complete Steps 3–4(b) on Form W-4 for only ONE of these jobs.** Leave those steps blank for the other jobs. (Your withholding will be most accurate if you complete Steps 3–4(b) on the Form W-4 for the highest paying job.)

<b>Step 3: Claim Dependent and Other Credits</b>	If your total income will be \$200,000 or less (\$400,000 or less if married filing jointly): Multiply the number of qualifying children under age 17 by \$2,000 \$ _____ Multiply the number of other dependents by \$500 . . . . . \$ _____ Add the amounts above for qualifying children and other dependents. You may add to this the amount of any other credits. Enter the total here . . . . .	<b>3</b>	\$
<b>Step 4 (optional): Other Adjustments</b>	(a) <b>Other income (not from jobs).</b> If you want tax withheld for other income you expect this year that won't have withholding, enter the amount of other income here. This may include interest, dividends, and retirement income . . . . .	<b>4(a)</b>	\$
	(b) <b>Deductions.</b> If you expect to claim deductions other than the standard deduction and want to reduce your withholding, use the Deductions Worksheet on page 3 and enter the result here . . . . .	<b>4(b)</b>	\$
	(c) <b>Extra withholding.</b> Enter any additional tax you want withheld each pay period . . . . .	<b>4(c)</b>	\$

<b>Step 5: Sign Here</b>	Under penalties of perjury, I declare that this certificate, to the best of my knowledge and belief, is true, correct, and complete.		
	_____ <b>Employee's signature</b> (This form is not valid unless you sign it.)		_____ <b>Date</b>

<b>Employers Only</b>	Employer's name and address  Granite City Community Unit School District #9	First date of employment	Employer identification number (EIN)
---------------------------	---	--------------------------	--------------------------------------

## General Instructions

Section references are to the Internal Revenue Code.

### Future Developments

For the latest information about developments related to Form W-4, such as legislation enacted after it was published, go to [www.irs.gov/FormW4](http://www.irs.gov/FormW4).

### Purpose of Form

Complete Form W-4 so that your employer can withhold the correct federal income tax from your pay. If too little is withheld, you will generally owe tax when you file your tax return and may owe a penalty. If too much is withheld, you will generally be due a refund. Complete a new Form W-4 when changes to your personal or financial situation would change the entries on the form. For more information on withholding and when you must furnish a new Form W-4, see Pub. 505, Tax Withholding and Estimated Tax.

**Exemption from withholding.** You may claim exemption from withholding for 2024 if you meet both of the following conditions: you had no federal income tax liability in 2023 **and** you expect to have no federal income tax liability in 2024. You had no federal income tax liability in 2023 if (1) your total tax on line 24 on your 2023 Form 1040 or 1040-SR is zero (or less than the sum of lines 27, 28, and 29), or (2) you were not required to file a return because your income was below the filing threshold for your correct filing status. If you claim exemption, you will have no income tax withheld from your paycheck and may owe taxes and penalties when you file your 2024 tax return. To claim exemption from withholding, certify that you meet both of the conditions above by writing "Exempt" on Form W-4 in the space below Step 4(c). Then, complete Steps 1(a), 1(b), and 5. Do not complete any other steps. You will need to submit a new Form W-4 by February 15, 2025.

**Your privacy.** Steps 2(c) and 4(a) ask for information regarding income you received from sources other than the job associated with this Form W-4. If you have concerns with providing the information asked for in Step 2(c), you may choose Step 2(b) as an alternative; if you have concerns with providing the information asked for in Step 4(a), you may enter an additional amount you want withheld per pay period in Step 4(c) as an alternative.

**When to use the estimator.** Consider using the estimator at [www.irs.gov/W4App](http://www.irs.gov/W4App) if you:

1. Expect to work only part of the year;
2. Receive dividends, capital gains, social security, bonuses, or business income, or are subject to the Additional Medicare Tax or Net Investment Income Tax; or
3. Prefer the most accurate withholding for multiple job situations.

**Self-employment.** Generally, you will owe both income and self-employment taxes on any self-employment income you receive separate from the wages you receive as an employee. If you want to pay these taxes through withholding from your wages, use the estimator at [www.irs.gov/W4App](http://www.irs.gov/W4App) to figure the amount to have withheld.

**Nonresident alien.** If you're a nonresident alien, see Notice 1392, Supplemental Form W-4 Instructions for Nonresident Aliens, before completing this form.

## Specific Instructions

**Step 1(c).** Check your anticipated filing status. This will determine the standard deduction and tax rates used to compute your withholding.

**Step 2.** Use this step if you (1) have more than one job at the same time, or (2) are married filing jointly and you and your spouse both work.

Option (a) most accurately calculates the additional tax you need to have withheld, while option (b) does so with a little less accuracy.

Instead, if you (and your spouse) have a total of only two jobs, you may check the box in option (c). The box must also be checked on the Form W-4 for the other job. If the box is checked, the standard deduction and tax brackets will be cut in half for each job to calculate withholding. This option is accurate for jobs with similar pay; otherwise, more tax than necessary may be withheld, and this extra amount will be larger the greater the difference in pay is between the two jobs.



**Multiple jobs.** Complete Steps 3 through 4(b) on only one Form W-4. Withholding will be most accurate if you do this on the Form W-4 for the highest paying job.

**Step 3.** This step provides instructions for determining the amount of the child tax credit and the credit for other dependents that you may be able to claim when you file your tax return. To qualify for the child tax credit, the child must be under age 17 as of December 31, must be your dependent who generally lives with you for more than half the year, and must have the required social security number. You may be able to claim a credit for other dependents for whom a child tax credit can't be claimed, such as an older child or a qualifying relative. For additional eligibility requirements for these credits, see Pub. 501, Dependents, Standard Deduction, and Filing Information. You can also include **other tax credits** for which you are eligible in this step, such as the foreign tax credit and the education tax credits. To do so, add an estimate of the amount for the year to your credits for dependents and enter the total amount in Step 3. Including these credits will increase your paycheck and reduce the amount of any refund you may receive when you file your tax return.

### Step 4 (optional).

**Step 4(a).** Enter in this step the total of your other estimated income for the year, if any. You shouldn't include income from any jobs or self-employment. If you complete Step 4(a), you likely won't have to make estimated tax payments for that income. If you prefer to pay estimated tax rather than having tax on other income withheld from your paycheck, see Form 1040-ES, Estimated Tax for Individuals.

**Step 4(b).** Enter in this step the amount from the Deductions Worksheet, line 5, if you expect to claim deductions other than the basic standard deduction on your 2024 tax return and want to reduce your withholding to account for these deductions. This includes both itemized deductions and other deductions such as for student loan interest and IRAs.

**Step 4(c).** Enter in this step any additional tax you want withheld from your pay **each pay period**, including any amounts from the Multiple Jobs Worksheet, line 4. Entering an amount here will reduce your paycheck and will either increase your refund or reduce any amount of tax that you owe.

Step 2(b) – Multiple Jobs Worksheet (Keep for your records.)



If you choose the option in Step 2(b) on Form W-4, complete this worksheet (which calculates the total extra tax for all jobs) on only ONE Form W-4. Withholding will be most accurate if you complete the worksheet and enter the result on the Form W-4 for the highest paying job. To be accurate, submit a new Form W-4 for all other jobs if you have not updated your withholding since 2019.

Note: If more than one job has annual wages of more than \$120,000 or there are more than three jobs, see Pub. 505 for additional tables; or, you can use the online withholding estimator at www.irs.gov/W4App.

- 1 Two jobs. If you have two jobs or you're married filing jointly and you and your spouse each have one job, find the amount from the appropriate table on page 4. Using the "Higher Paying Job" row and the "Lower Paying Job" column, find the value at the intersection of the two household salaries and enter that value on line 1. Then, skip to line 3. 1 \$
2 Three jobs. If you and/or your spouse have three jobs at the same time, complete lines 2a, 2b, and 2c below. Otherwise, skip to line 3.
a Find the amount from the appropriate table on page 4 using the annual wages from the highest paying job in the "Higher Paying Job" row and the annual wages for your next highest paying job in the "Lower Paying Job" column. Find the value at the intersection of the two household salaries and enter that value on line 2a. 2a \$
b Add the annual wages of the two highest paying jobs from line 2a together and use the total as the wages in the "Higher Paying Job" row and use the annual wages for your third job in the "Lower Paying Job" column to find the amount from the appropriate table on page 4 and enter this amount on line 2b. 2b \$
c Add the amounts from lines 2a and 2b and enter the result on line 2c. 2c \$
3 Enter the number of pay periods per year for the highest paying job. For example, if that job pays weekly, enter 52; if it pays every other week, enter 26; if it pays monthly, enter 12, etc. 3
4 Divide the annual amount on line 1 or line 2c by the number of pay periods on line 3. Enter this amount here and in Step 4(c) of Form W-4 for the highest paying job (along with any other additional amount you want withheld). 4 \$

Step 4(b) – Deductions Worksheet (Keep for your records.)



- 1 Enter an estimate of your 2024 itemized deductions (from Schedule A (Form 1040)). Such deductions may include qualifying home mortgage interest, charitable contributions, state and local taxes (up to \$10,000), and medical expenses in excess of 7.5% of your income. 1 \$
2 Enter: { \$29,200 if you're married filing jointly or a qualifying surviving spouse; \$21,900 if you're head of household; \$14,600 if you're single or married filing separately } 2 \$
3 If line 1 is greater than line 2, subtract line 2 from line 1 and enter the result here. If line 2 is greater than line 1, enter "-0-" 3 \$
4 Enter an estimate of your student loan interest, deductible IRA contributions, and certain other adjustments (from Part II of Schedule 1 (Form 1040)). See Pub. 505 for more information. 4 \$
5 Add lines 3 and 4. Enter the result here and in Step 4(b) of Form W-4. 5 \$

Privacy Act and Paperwork Reduction Act Notice. We ask for the information on this form to carry out the Internal Revenue laws of the United States. Internal Revenue Code sections 3402(f)(2) and 6109 and their regulations require you to provide this information; your employer uses it to determine your federal income tax withholding. Failure to provide a properly completed form will result in your being treated as a single person with no other entries on the form; providing fraudulent information may subject you to penalties. Routine uses of this information include giving it to the Department of Justice for civil and criminal litigation; to cities, states, the District of Columbia, and U.S. commonwealths and territories for use in administering their tax laws; and to the Department of Health and Human Services for use in the National Directory of New Hires. We may also disclose this information to other countries under a tax treaty, to federal and state agencies to enforce federal nontax criminal laws, or to federal law enforcement and intelligence agencies to combat terrorism.

You are not required to provide the information requested on a form that is subject to the Paperwork Reduction Act unless the form displays a valid OMB control number. Books or records relating to a form or its instructions must be retained as long as their contents may become material in the administration of any Internal Revenue law. Generally, tax returns and return information are confidential, as required by Code section 6103.

The average time and expenses required to complete and file this form will vary depending on individual circumstances. For estimated averages, see the instructions for your income tax return.

If you have suggestions for making this form simpler, we would be happy to hear from you. See the instructions for your income tax return.

**Married Filing Jointly or Qualifying Surviving Spouse**

Higher Paying Job Annual Taxable Wage & Salary	Lower Paying Job Annual Taxable Wage & Salary											
	\$0 - 9,999	\$10,000 - 19,999	\$20,000 - 29,999	\$30,000 - 39,999	\$40,000 - 49,999	\$50,000 - 59,999	\$60,000 - 69,999	\$70,000 - 79,999	\$80,000 - 89,999	\$90,000 - 99,999	\$100,000 - 109,999	\$110,000 - 120,000
\$0 - 9,999	\$0	\$0	\$780	\$850	\$940	\$1,020	\$1,020	\$1,020	\$1,020	\$1,020	\$1,020	\$1,370
\$10,000 - 19,999	0	780	1,780	1,940	2,140	2,220	2,220	2,220	2,220	2,220	2,570	3,570
\$20,000 - 29,999	780	1,780	2,870	3,140	3,340	3,420	3,420	3,420	3,420	3,770	4,770	5,770
\$30,000 - 39,999	850	1,940	3,140	3,410	3,610	3,690	3,690	3,690	4,040	5,040	6,040	7,040
\$40,000 - 49,999	940	2,140	3,340	3,610	3,810	3,890	3,890	4,240	5,240	6,240	7,240	8,240
\$50,000 - 59,999	1,020	2,220	3,420	3,690	3,890	3,970	4,320	5,320	6,320	7,320	8,320	9,320
\$60,000 - 69,999	1,020	2,220	3,420	3,690	3,890	4,320	5,320	6,320	7,320	8,320	9,320	10,320
\$70,000 - 79,999	1,020	2,220	3,420	3,690	4,240	5,320	6,320	7,320	8,320	9,320	10,320	11,320
\$80,000 - 99,999	1,020	2,220	3,620	4,890	6,090	7,170	8,170	9,170	10,170	11,170	12,170	13,170
\$100,000 - 149,999	1,870	4,070	6,270	7,540	8,740	9,820	10,820	11,820	12,830	14,030	15,230	16,430
\$150,000 - 239,999	1,960	4,360	6,760	8,230	9,630	10,910	12,110	13,310	14,510	15,710	16,910	18,110
\$240,000 - 259,999	2,040	4,440	6,840	8,310	9,710	10,990	12,190	13,390	14,590	15,790	16,990	18,190
\$260,000 - 279,999	2,040	4,440	6,840	8,310	9,710	10,990	12,190	13,390	14,590	15,790	16,990	18,190
\$280,000 - 299,999	2,040	4,440	6,840	8,310	9,710	10,990	12,190	13,390	14,590	15,790	16,990	18,380
\$300,000 - 319,999	2,040	4,440	6,840	8,310	9,710	10,990	12,190	13,390	14,590	15,980	17,980	19,980
\$320,000 - 364,999	2,040	4,440	6,840	8,310	9,710	11,280	13,280	15,280	17,280	19,280	21,280	23,280
\$365,000 - 524,999	2,720	6,010	9,510	12,080	14,580	16,950	19,250	21,550	23,850	26,150	28,450	30,750
\$525,000 and over	3,140	6,840	10,540	13,310	16,010	18,590	21,090	23,590	26,090	28,590	31,090	33,590

**Single or Married Filing Separately**

Higher Paying Job Annual Taxable Wage & Salary	Lower Paying Job Annual Taxable Wage & Salary											
	\$0 - 9,999	\$10,000 - 19,999	\$20,000 - 29,999	\$30,000 - 39,999	\$40,000 - 49,999	\$50,000 - 59,999	\$60,000 - 69,999	\$70,000 - 79,999	\$80,000 - 89,999	\$90,000 - 99,999	\$100,000 - 109,999	\$110,000 - 120,000
\$0 - 9,999	\$240	\$870	\$1,020	\$1,020	\$1,020	\$1,540	\$1,870	\$1,870	\$1,870	\$1,870	\$1,910	\$2,040
\$10,000 - 19,999	870	1,680	1,830	1,830	2,350	3,350	3,680	3,680	3,680	3,720	3,920	4,050
\$20,000 - 29,999	1,020	1,830	1,980	2,510	3,510	4,510	4,830	4,830	4,870	5,070	5,270	5,400
\$30,000 - 39,999	1,020	1,830	2,510	3,510	4,510	5,510	5,830	5,870	6,070	6,270	6,470	6,600
\$40,000 - 59,999	1,390	3,200	4,360	5,360	6,360	7,370	7,890	8,090	8,290	8,490	8,690	8,820
\$60,000 - 79,999	1,870	3,680	4,830	5,840	7,040	8,240	8,770	8,970	9,170	9,370	9,570	9,700
\$80,000 - 99,999	1,870	3,690	5,040	6,240	7,440	8,640	9,170	9,370	9,570	9,770	9,970	10,810
\$100,000 - 124,999	2,040	4,050	5,400	6,600	7,800	9,000	9,530	9,730	10,180	11,180	12,180	13,120
\$125,000 - 149,999	2,040	4,050	5,400	6,600	7,800	9,000	10,180	11,180	12,180	13,180	14,180	15,310
\$150,000 - 174,999	2,040	4,050	5,400	6,860	8,860	10,860	12,180	13,180	14,230	15,530	16,830	18,060
\$175,000 - 199,999	2,040	4,710	6,860	8,860	10,860	12,860	14,380	15,680	16,980	18,280	19,580	20,810
\$200,000 - 249,999	2,720	5,610	8,060	10,360	12,660	14,960	16,590	17,890	19,190	20,490	21,790	23,020
\$250,000 - 399,999	2,970	6,080	8,540	10,840	13,140	15,440	17,060	18,360	19,660	20,960	22,260	23,500
\$400,000 - 449,999	2,970	6,080	8,540	10,840	13,140	15,440	17,060	18,360	19,660	20,960	22,260	23,500
\$450,000 and over	3,140	6,450	9,110	11,610	14,110	16,610	18,430	19,930	21,430	22,930	24,430	25,870

**Head of Household**

Higher Paying Job Annual Taxable Wage & Salary	Lower Paying Job Annual Taxable Wage & Salary											
	\$0 - 9,999	\$10,000 - 19,999	\$20,000 - 29,999	\$30,000 - 39,999	\$40,000 - 49,999	\$50,000 - 59,999	\$60,000 - 69,999	\$70,000 - 79,999	\$80,000 - 89,999	\$90,000 - 99,999	\$100,000 - 109,999	\$110,000 - 120,000
\$0 - 9,999	\$0	\$510	\$850	\$1,020	\$1,020	\$1,020	\$1,020	\$1,220	\$1,870	\$1,870	\$1,870	\$1,960
\$10,000 - 19,999	510	1,510	2,020	2,220	2,220	2,220	2,420	3,420	4,070	4,070	4,160	4,360
\$20,000 - 29,999	850	2,020	2,560	2,760	2,760	2,960	3,960	4,960	5,610	5,700	5,900	6,100
\$30,000 - 39,999	1,020	2,220	2,760	2,960	3,160	4,160	5,160	6,160	6,900	7,100	7,300	7,500
\$40,000 - 59,999	1,020	2,220	2,810	4,010	5,010	6,010	7,070	8,270	9,120	9,320	9,520	9,720
\$60,000 - 79,999	1,070	3,270	4,810	6,010	7,070	8,270	9,470	10,670	11,520	11,720	11,920	12,120
\$80,000 - 99,999	1,870	4,070	5,670	7,070	8,270	9,470	10,670	11,870	12,720	12,920	13,120	13,450
\$100,000 - 124,999	2,020	4,420	6,160	7,560	8,760	9,960	11,160	12,360	13,210	13,880	14,880	15,880
\$125,000 - 149,999	2,040	4,440	6,180	7,580	8,780	9,980	11,250	13,250	14,900	15,900	16,900	17,900
\$150,000 - 174,999	2,040	4,440	6,180	7,580	9,250	11,250	13,250	15,250	16,900	18,030	19,330	20,630
\$175,000 - 199,999	2,040	4,510	7,050	9,250	11,250	13,250	15,250	17,530	19,480	20,780	22,080	23,380
\$200,000 - 249,999	2,720	5,920	8,620	11,120	13,420	15,720	18,020	20,320	22,270	23,570	24,870	26,170
\$250,000 - 449,999	2,970	6,470	9,310	11,810	14,110	16,410	18,710	21,010	22,960	24,260	25,560	26,860
\$450,000 and over	3,140	6,840	9,880	12,580	15,080	17,580	20,080	22,580	24,730	26,230	27,730	29,230



**ACKNOWLEDGEMENT OF MANDATED REPORTER STATUS**

I, \_\_\_\_\_, understand that when I am employed as a  
(Employee Name)

\_\_\_\_\_, I will become a mandated reporter under the  
(Type of Employment)

Abused and Neglected Child Reporting Act [325 ILCS 5/4]. This means that I am required to report or cause a report to be made to the child abuse and neglect Hotline number at 1-800-25-ABUSE (1-800-252-2873) whenever I have reasonable cause to believe that a child known to me in my professional or official capacity may be abused or neglected. I understand that there is no charge when calling the Hotline number and that the Hotline operates 24-hours per day, 7 days per week, 365 days per year.

I understand that in an effort to help mandated reporters understand their critical role in protecting children by recognizing and reporting child abuse/neglect, DCFS administers an online training course entitled **Recognizing and Reporting Child Abuse: Training for Mandated Reporters**, available 24 hours a day, seven days a week.

I further understand that the privileged quality of communication between me and my patient or client is not grounds for failure to report suspected child abuse or neglect, I know that if I willfully fail to report suspected child abuse or neglect, I may be found guilty of a Class A misdemeanor. This does not apply to physicians who will be referred to the Illinois State Medical Disciplinary Board for action.

I also understand that if I am subject to licensing under, but not limited to, the following acts: the Illinois Nursing Act of 1987, the Medical Practice Act of 1987, the Illinois Dental Practice Act, the School Code, the Acupuncture Practice Act, the Illinois Optometric Practice Act of 1987, the Illinois Physical Therapy Act, the Physician Assistants Practice Act of 1987, the Podiatric Medical Practice Act of 1987, the Clinical Psychologist Licensing Act, the Clinical Social Work and Social Work Practice Act, the Illinois Athletic Trainers Practice Act, the Dietetic and Nutrition Services Practice Act, the Marriage and Family Therapy Act, the Naprapathic Practice Act, the Respiratory Care Practice Act, the Professional Counselor and Clinical Professional Counselor Licensing Act, the Illinois Speech-Language Pathology and Audiology Practice Act, I may be subject to license suspension or revocation if I willfully fail to report suspected child abuse or neglect.

I affirm that I have read this statement and have knowledge and understanding of the reporting requirements, which apply to me under the Abused and Neglected Child Reporting Act.

\_\_\_\_\_  
Signature of Applicant/Employee

\_\_\_\_\_  
Date



# Employment Eligibility Verification

## Department of Homeland Security

### U.S. Citizenship and Immigration Services

**USCIS**  
**Form I-9**  
OMB No.1615-0047  
Expires 07/31/2026

**START HERE: Employers must ensure the form instructions are available to employees when completing this form. Employers are liable for failing to comply with the requirements for completing this form. See below and the [Instructions](#).**

**ANTI-DISCRIMINATION NOTICE:** All employees can choose which acceptable documentation to present for Form I-9. Employers cannot ask employees for documentation to verify information in **Section 1**, or specify which acceptable documentation employees must present for **Section 2** or Supplement B, Reverification and Rehire. Treating employees differently based on their citizenship, immigration status, or national origin may be illegal.

**Section 1. Employee Information and Attestation:** Employees must complete and sign Section 1 of Form I-9 no later than the **first day of employment**, but not before accepting a job offer.

Last Name (Family Name)		First Name (Given Name)		Middle Initial (if any)	Other Last Names Used (if any)	
Address (Street Number and Name)			Apt. Number (if any)	City or Town		State ZIP Code
Date of Birth (mm/dd/yyyy)	U.S. Social Security Number		Employee's Email Address			Employee's Telephone Number
<p><b>I am aware that federal law provides for imprisonment and/or fines for false statements, or the use of false documents, in connection with the completion of this form. I attest, under penalty of perjury, that this information, including my selection of the box attesting to my citizenship or immigration status, is true and correct.</b></p>		Check one of the following boxes to attest to your citizenship or immigration status (See page 2 and 3 of the instructions.):				
		<input type="checkbox"/> 1. A citizen of the United States				
		<input type="checkbox"/> 2. A noncitizen national of the United States (See Instructions.)				
		<input type="checkbox"/> 3. A lawful permanent resident (Enter USCIS or A-Number.)				
<input type="checkbox"/> 4. A noncitizen (other than <b>Item Numbers 2.</b> and <b>3.</b> above) authorized to work until (exp. date, if any)						
If you check <b>Item Number 4.</b> , enter one of these:						
USCIS A-Number		OR	Form I-94 Admission Number		OR	Foreign Passport Number and Country of Issuance
Signature of Employee				Today's Date (mm/dd/yyyy)		

**If a preparer and/or translator assisted you in completing Section 1, that person MUST complete the [Preparer and/or Translator Certification](#) on Page 3.**

**Section 2. Employer Review and Verification:** Employers or their authorized representative must complete and sign **Section 2** within three business days after the employee's first day of employment, and must physically examine, or examine consistent with an alternative procedure authorized by the Secretary of DHS, documentation from List A OR a combination of documentation from List B and List C. Enter any additional documentation in the Additional Information box; see Instructions.

	List A	OR	List B	AND	List C
Document Title 1					
Issuing Authority					
Document Number (if any)					
Expiration Date (if any)					
Document Title 2 (if any)	<p><b>Additional Information</b></p>    <p>Check here if you used an alternative procedure authorized by DHS to examine documents.</p>				
Issuing Authority					
Document Number (if any)					
Expiration Date (if any)					
Document Title 3 (if any)					
Issuing Authority					
Document Number (if any)					
Expiration Date (if any)					

<p><b>Certification:</b> I attest, under penalty of perjury, that (1) I have examined the documentation presented by the above-named employee, (2) the above-listed documentation appears to be genuine and to relate to the employee named, and (3) to the best of my knowledge, the employee is authorized to work in the United States.</p>		First Day of Employment (mm/dd/yyyy):
Last Name, First Name and Title of Employer or Authorized Representative		Signature of Employer or Authorized Representative
		Today's Date (mm/dd/yyyy)
Employer's Business or Organization Name		Employer's Business or Organization Address, City or Town, State, ZIP Code

**For reverification or rehire, complete [Supplement B, Reverification and Rehire](#) on Page 4.**



## LISTS OF ACCEPTABLE DOCUMENTS

All documents containing an expiration date must be unexpired.

\* Documents extended by the issuing authority are considered unexpired.

Employees may present one selection from List A or a combination of one selection from List B and one selection from List C.

**Examples of many of these documents appear in the Handbook for Employers (M-274).**

LIST A Documents that Establish Both Identity and Employment Authorization	OR	LIST B Documents that Establish Identity	AND	LIST C Documents that Establish Employment Authorization
<ol style="list-style-type: none"> <li>1. U.S. Passport or U.S. Passport Card</li> <li>2. Permanent Resident Card or Alien Registration Receipt Card (Form I-551)</li> <li>3. Foreign passport that contains a temporary I-551 stamp or temporary I-551 printed notation on a machine-readable immigrant visa</li> <li>4. Employment Authorization Document that contains a photograph (Form I-766)</li> <li>5. For an individual temporarily authorized to work for a specific employer because of his or her status or parole:               <ol style="list-style-type: none"> <li>a. Foreign passport; and</li> <li>b. Form I-94 or Form I-94A that has the following:                   <ol style="list-style-type: none"> <li>(1) The same name as the passport; and</li> <li>(2) An endorsement of the individual's status or parole as long as that period of endorsement has not yet expired and the proposed employment is not in conflict with any restrictions or limitations identified on the form.</li> </ol> </li> </ol> </li> <li>6. Passport from the Federated States of Micronesia (FSM) or the Republic of the Marshall Islands (RMI) with Form I-94 or Form I-94A indicating nonimmigrant admission under the Compact of Free Association Between the United States and the FSM or RMI</li> </ol>	OR	<ol style="list-style-type: none"> <li>1. Driver's license or ID card issued by a State or outlying possession of the United States provided it contains a photograph or information such as name, date of birth, gender, height, eye color, and address</li> <li>2. ID card issued by federal, state or local government agencies or entities, provided it contains a photograph or information such as name, date of birth, gender, height, eye color, and address</li> <li>3. School ID card with a photograph</li> <li>4. Voter's registration card</li> <li>5. U.S. Military card or draft record</li> <li>6. Military dependent's ID card</li> <li>7. U.S. Coast Guard Merchant Mariner Card</li> <li>8. Native American tribal document</li> <li>9. Driver's license issued by a Canadian government authority</li> <li style="text-align: center;"><b>For persons under age 18 who are unable to present a document listed above:</b></li> <li>10. School record or report card</li> <li>11. Clinic, doctor, or hospital record</li> <li>12. Day-care or nursery school record</li> </ol>	AND	<ol style="list-style-type: none"> <li>1. A Social Security Account Number card, unless the card includes one of the following restrictions:               <ol style="list-style-type: none"> <li>(1) NOT VALID FOR EMPLOYMENT</li> <li>(2) VALID FOR WORK ONLY WITH INS AUTHORIZATION</li> <li>(3) VALID FOR WORK ONLY WITH DHS AUTHORIZATION</li> </ol> </li> <li>2. Certification of report of birth issued by the Department of State (Forms DS-1350, FS-545, FS-240)</li> <li>3. Original or certified copy of birth certificate issued by a State, county, municipal authority, or territory of the United States bearing an official seal</li> <li>4. Native American tribal document</li> <li>5. U.S. Citizen ID Card (Form I-197)</li> <li>6. Identification Card for Use of Resident Citizen in the United States (Form I-179)</li> <li>7. Employment authorization document issued by the Department of Homeland Security               <p style="margin-left: 20px;">For examples, see <a href="#">Section 7</a> and <a href="#">Section 13</a> of the M-274 on <a href="https://uscis.gov/i-9-central">uscis.gov/i-9-central</a>.</p> <p style="margin-left: 20px;">The Form I-766, Employment Authorization Document, is a List A, <b>Item Number 4</b>, document, not a List C document.</p> </li> </ol>
<p><b>Acceptable Receipts</b></p> <p>May be presented in lieu of a document listed above for a temporary period.</p> <p>For receipt validity dates, see the M-274.</p>				
<ul style="list-style-type: none"> <li>• Receipt for a replacement of a lost, stolen, or damaged List A document.</li> <li>• Form I-94 issued to a lawful permanent resident that contains an I-551 stamp and a photograph of the individual.</li> <li>• Form I-94 with "RE" notation or refugee stamp issued to a refugee.</li> </ul>	OR	<p>Receipt for a replacement of a lost, stolen, or damaged List B document.</p>	AND	<p>Receipt for a replacement of a lost, stolen, or damaged List C document.</p>

\*Refer to the Employment Authorization Extensions page on [I-9 Central](#) for more information.



# Supplement A, Preparer and/or Translator Certification for Section 1

Department of Homeland Security  
U.S. Citizenship and Immigration Services

USCIS  
Form I-9  
**Supplement A**  
OMB No. 1615-0047  
Expires 07/31/2026

Last Name ( <i>Family Name</i> ) from <b>Section 1</b> .	First Name ( <i>Given Name</i> ) from <b>Section 1</b> .	Middle initial (if any) from <b>Section 1</b> .
--	--	---

**Instructions:** This supplement must be completed by any preparer and/or translator who assists an employee in completing Section 1 of Form I-9. The preparer and/or translator must enter the employee's name in the spaces provided above. Each preparer or translator must complete, sign, and date a separate certification area. Employers must retain completed supplement sheets with the employee's completed Form I-9.

**I attest, under penalty of perjury, that I have assisted in the completion of Section 1 of this form and that to the best of my knowledge the information is true and correct.**

Signature of Preparer or Translator			Date ( <i>mm/dd/yyyy</i> )	
Last Name ( <i>Family Name</i> )		First Name ( <i>Given Name</i> )		Middle Initial ( <i>if any</i> )
Address ( <i>Street Number and Name</i> )		City or Town	State	ZIP Code

**I attest, under penalty of perjury, that I have assisted in the completion of Section 1 of this form and that to the best of my knowledge the information is true and correct.**

Signature of Preparer or Translator			Date ( <i>mm/dd/yyyy</i> )	
Last Name ( <i>Family Name</i> )		First Name ( <i>Given Name</i> )		Middle Initial ( <i>if any</i> )
Address ( <i>Street Number and Name</i> )		City or Town	State	ZIP Code

**I attest, under penalty of perjury, that I have assisted in the completion of Section 1 of this form and that to the best of my knowledge the information is true and correct.**

Signature of Preparer or Translator			Date ( <i>mm/dd/yyyy</i> )	
Last Name ( <i>Family Name</i> )		First Name ( <i>Given Name</i> )		Middle Initial ( <i>if any</i> )
Address ( <i>Street Number and Name</i> )		City or Town	State	ZIP Code

**I attest, under penalty of perjury, that I have assisted in the completion of Section 1 of this form and that to the best of my knowledge the information is true and correct.**

Signature of Preparer or Translator			Date ( <i>mm/dd/yyyy</i> )	
Last Name ( <i>Family Name</i> )		First Name ( <i>Given Name</i> )		Middle Initial ( <i>if any</i> )
Address ( <i>Street Number and Name</i> )		City or Town	State	ZIP Code



# Supplement B, Reverification and Rehire (formerly Section 3)

Department of Homeland Security  
U.S. Citizenship and Immigration Services

USCIS  
Form I-9  
Supplement B  
OMB No. 1615-0047  
Expires 07/31/2026

Last Name ( <i>Family Name</i> ) from Section 1.	First Name ( <i>Given Name</i> ) from Section 1.	Middle initial (if any) from Section 1.
--	--	---

**Instructions:** This supplement replaces Section 3 on the previous version of Form I-9. Only use this page if your employee requires reverification, is rehired within three years of the date the original Form I-9 was completed, or provides proof of a legal name change. Enter the employee's name in the fields above. Use a new section for each reverification or rehire. Review the Form I-9 instructions before completing this page. Keep this page as part of the employee's Form I-9 record. Additional guidance can be found in the [Handbook for Employers: Guidance for Completing Form I-9 \(M-274\)](#)

Date of Rehire ( <i>if applicable</i> )	New Name ( <i>if applicable</i> )		
Date ( <i>mm/dd/yyyy</i> )	Last Name (Family Name)	First Name (Given Name)	Middle Initial

**Reverification:** If the employee requires reverification, your employee can choose to present any acceptable List A or List C documentation to show continued employment authorization. Enter the document information in the spaces below.

Document Title	Document Number (if any)	Expiration Date (if any) ( <i>mm/dd/yyyy</i> )
----------------	--------------------------	--

**I attest, under penalty of perjury, that to the best of my knowledge, this employee is authorized to work in the United States, and if the employee presented documentation, the documentation I examined appears to be genuine and to relate to the individual who presented it.**

Name of Employer or Authorized Representative	Signature of Employer or Authorized Representative	Today's Date ( <i>mm/dd/yyyy</i> )
---	--	------------------------------------

Additional Information (Initial and date each notation.)	Check here if you used an alternative procedure authorized by DHS to examine documents.
--	---

Date of Rehire ( <i>if applicable</i> )	New Name ( <i>if applicable</i> )		
Date ( <i>mm/dd/yyyy</i> )	Last Name (Family Name)	First Name (Given Name)	Middle Initial

**Reverification:** If the employee requires reverification, your employee can choose to present any acceptable List A or List C documentation to show continued employment authorization. Enter the document information in the spaces below.

Document Title	Document Number (if any)	Expiration Date (if any) ( <i>mm/dd/yyyy</i> )
----------------	--------------------------	--

**I attest, under penalty of perjury, that to the best of my knowledge, this employee is authorized to work in the United States, and if the employee presented documentation, the documentation I examined appears to be genuine and to relate to the individual who presented it.**

Name of Employer or Authorized Representative	Signature of Employer or Authorized Representative	Today's Date ( <i>mm/dd/yyyy</i> )
---	--	------------------------------------

Additional Information (Initial and date each notation.)	Check here if you used an alternative procedure authorized by DHS to examine documents.
--	---

Date of Rehire ( <i>if applicable</i> )	New Name ( <i>if applicable</i> )		
Date ( <i>mm/dd/yyyy</i> )	Last Name (Family Name)	First Name (Given Name)	Middle Initial

**Reverification:** If the employee requires reverification, your employee can choose to present any acceptable List A or List C documentation to show continued employment authorization. Enter the document information in the spaces below.

Document Title	Document Number (if any)	Expiration Date (if any) ( <i>mm/dd/yyyy</i> )
----------------	--------------------------	--

**I attest, under penalty of perjury, that to the best of my knowledge, this employee is authorized to work in the United States, and if the employee presented documentation, the documentation I examined appears to be genuine and to relate to the individual who presented it.**

Name of Employer or Authorized Representative	Signature of Employer or Authorized Representative	Today's Date ( <i>mm/dd/yyyy</i> )
---	--	------------------------------------

Additional Information (Initial and date each notation.)	Check here if you used an alternative procedure authorized by DHS to examine documents.
--	---

---

## Statement Concerning Your Employment in a Job Not Covered by Social Security

---

Employee Name \_\_\_\_\_ Employee ID# \_\_\_\_\_

Employer Name \_\_\_\_\_ Employer ID# \_\_\_\_\_

Your earnings from this job are not covered under Social Security. When you retire, or if you become disabled, you may receive a pension based on earnings from this job. If you do, and you are also entitled to a benefit from Social Security based on either your own work or the work of your husband or wife, or former husband or wife, your pension may affect the amount of the Social Security benefit you receive. Your Medicare benefits, however, will not be affected. Under the Social Security law, there are two ways your Social Security benefit amount may be affected.

### Windfall Elimination Provision

Under the Windfall Elimination Provision, your Social Security retirement or disability benefit is figured using a modified formula when you are also entitled to a pension from a job where you did not pay Social Security tax. As a result, you will receive a lower Social Security benefit than if you were not entitled to a pension from this job. For example, if you are age 62 in 2013, the maximum monthly reduction in your Social Security benefit as a result of this provision is \$395.50. This amount is updated annually. This provision reduces, but does not totally eliminate, your Social Security benefit. For additional information, please refer to Social Security Publication, "Windfall Elimination Provision."

### Government Pension Offset Provision

Under the Government Pension Offset Provision, any Social Security spouse or widow(er) benefit to which you become entitled will be offset if you also receive a Federal, State or local government pension based on work where you did not pay Social Security tax. The offset reduces the amount of your Social Security spouse or widow(er) benefit by two-thirds of the amount of your pension.

For example, if you get a monthly pension of \$600 based on earnings that are not covered under Social Security, two-thirds of that amount, \$400, is used to offset your Social Security spouse or widow(er) benefit. If you are eligible for a \$500 widow(er) benefit, you will receive \$100 per month from Social Security (\$500 - \$400=\$100). Even if your pension is high enough to totally offset your spouse or widow(er) Social Security benefit, you are still eligible for Medicare at age 65. For additional information, please refer to Social Security Publication, "Government Pension Offset."

### For More Information

Social Security publications and additional information, including information about exceptions to each provision, are available at [www.socialsecurity.gov](http://www.socialsecurity.gov). You may also call toll free 1-800-772-1213, or for the deaf or hard of hearing call the TTY number 1-800-325-0778, or contact your local Social Security office.

I certify that I have received Form SSA-1945 that contains information about the possible effects of the Windfall Elimination Provision and the Government Pension Offset Provision on my potential future Social Security Benefits.

Signature of Employee \_\_\_\_\_ Date \_\_\_\_\_

---

## Information about Social Security Form SSA-1945 Statement Concerning Your Employment in a Job Not Covered by Social Security

New legislation [Section 419(c) of Public Law 108-203, the Social Security Protection Act of 2004] requires State and local government employers to provide a statement to employees hired January 1, 2005 or later in a job not covered under Social Security. The statement explains how a pension from that job could affect future Social Security benefits to which they may become entitled.

Form SSA-1945, **Statement Concerning Your Employment in a Job Not Covered by Social Security**, is the document that employers should use to meet the requirements of the law. The SSA-1945 explains the potential effects of two provisions in the Social Security law for workers who also receive a pension based on their work in a job not covered by Social Security. The Windfall Elimination Provision can affect the amount of a worker's Social Security retirement or disability benefit. The Government Pension Offset Provision can affect a Social Security benefit received as a spouse, surviving spouse, or an ex-spouse.

Employers must:

- Give the statement to the employee prior to the start of employment;
- Get the employee's signature on the form; and
- Submit a copy of the signed form to the pension paying agency.

Social Security will not be setting any additional guidelines for the use of this form.

Copies of the SSA-1945 are available online at the Social Security website, [www.socialsecurity.gov/online/ssa-1945.pdf](http://www.socialsecurity.gov/online/ssa-1945.pdf). Paper copies can be requested by email at [ofsm.oswm.rqct.orders@ssa.gov](mailto:ofsm.oswm.rqct.orders@ssa.gov) or by fax at 410-965-2037. The request must include the name, complete address and telephone number of the employer. Forms will not be sent to a post office box. Also, if appropriate, include the name of the person to whom the forms are to be delivered. The forms are available in packages of 25. Please refer to Inventory Control Number (ICN) 276950 when ordering.



To: \_\_\_\_\_

Re: \_\_\_\_\_

To Whom It May Concern:

INFORMATION RELEASE

You and any persons associated with you are hereby authorized to give the Granite City Community School District #9, its attorneys, or their representative, any and all information which may be requested regarding my medical and physical condition including but not limited to physical evaluations for employment.

This authorizes you to release to the school district whatever information you have. You are specifically authorized to release or discuss any information you have regarding my physical condition and treatment rendered by you therefor, and if necessary to allow the Granite City Community School District or other appointed by them, to examine any x-ray pictures taken of me or records which you may have regarding my condition or treatment and further to receive copies or make photostats of the same.

\_\_\_\_\_  
Signature

\_\_\_\_\_  
Printed Name

\_\_\_\_\_  
Date



Illinois State Board of Education

U.S. Department of Education Race and Ethnicity Data Standards

Employee's Name: \_\_\_\_\_  
(Please Print)

**INSTRUCTIONS:** Part A asks about the employee's ethnicity and Part B asks about the employee's race.

**Part A. Is this employee Hispanic/Latino?** (A person of Cuban, Mexican, Puerto Rican, South or Central American, or other Spanish culture or origin, regardless of race.) Choose only one.

- No, not Hispanic/Latino
- Yes, Hispanic/Latino

*The question above is about ethnicity, not race. No matter which answer you selected, continue and respond to the question below by marking one or more boxes to indicate what you consider this student's race to be.*

**Part B. What is the employee's race?** Choose one or more.

- American Indian or Alaska Native** (A person having origins in any of the original peoples of North and South America, including Central America, and who maintains tribal affiliation or community attachment.)
- Asian** (A person having origins in any of the original peoples of the Far East, Southeast Asia, or the Indian subcontinent including, for example, Cambodia, China, India, Japan, Korea, Malaysia, Pakistan, the Philippine Islands, Thailand, and Vietnam.)
- Black or African American** (A person having origins in any of the black racial groups of Africa.)
- Native Hawaiian or Other Pacific Islander** (A person having origins in any of the original peoples of Hawaii, Guam, Samoa, or other Pacific Islands.)
- White** (A person having origins in any of the original peoples of Europe, the Middle East, or North Africa.)

Employee's Signature: \_\_\_\_\_

Date: \_\_\_\_\_

**Note:** Data collected on this form must be maintained by the school district for three years. However, when there is litigation, a claim, an audit, or another action involving this record, the original responses must be retained until the completion of the action.

## General Personnel

### Personal Technology and Social Media; Usage and Conduct

#### Definitions

**Includes** - Means “includes without limitation” or “includes, but is not limited to.”

**Social media** - Media for social interaction, using highly accessible communication techniques through the use of web-based and mobile technologies to turn communication into interactive dialogue. This includes, but is not limited to, services such as *Facebook, LinkedIn, Twitter, Instagram, Snapchat, and YouTube*.

**Personal technology** - Any device that is not owned or leased by the District or otherwise authorized for District use and: (1) transmits sounds, images, text, messages, videos, or electronic information, (2) electronically records, plays, or stores information, or (3) accesses the Internet, or private communication or information networks. This includes laptop computers (e.g., laptops, ultrabooks, and chromebooks), tablets (e.g., iPads®, Kindle®, Microsoft Surface®, and other Android® platform or Windows® devices), smartphones (e.g., iPhone®, BlackBerry®, Android® platform phones, and Windows Phone®), and other devices (e.g., iPod®).

#### Usage and Conduct

All District employees who use personal technology and/or social media shall:

1. Adhere to the high standards for **Professional and Appropriate Conduct** required by policy 5:120, *Employee Ethics; Conduct; and Conflict of Interest*, at all times, regardless of the ever-changing social media and personal technology platforms available. This includes District employees posting images or private information about themselves or others in a manner readily accessible to students and other employees that is inappropriate as defined by policy 5:20, *Workplace Harassment Prohibited*; 5:100, *Staff Development Program*; 5:120, *Employee Ethics; Conduct; and Conflict of Interest*; 6:235, *Access to Electronic Networks*; 7:20, *Harassment of Students Prohibited*; and the Ill. Code of Educator Ethics, 23 Ill.Admin.Code §22.20.
2. Choose a District-provided or supported method whenever possible to communicate with students and their parents/guardians.
3. Not interfere with or disrupt the educational or working environment, or the delivery of education or educational support services.
4. Inform their immediate supervisor if a student initiates inappropriate contact with them via any form of personal technology or social media.
5. Report instances of suspected abuse or neglect discovered through the use of social media or personal technology pursuant to a school employee’s obligations under policy 5:90, *Abused and Neglected Child Reporting Child Reporting*.
6. Not disclose student record information, including student work, photographs of students, names of students, or any other personally identifiable information about students, in compliance with policy 5:130, *Responsibilities Concerning Internal Information*. For District employees, proper approval may include implied consent under the circumstances.
7. Refrain from using the District’s logos without permission and follow Board policy 5:170, *Copyright*, and all District copyright compliance procedures.
8. Use personal technology and social media for personal purposes only during non-work times or hours. Any duty-free use must occur during times and places that the use will not interfere with job duties or otherwise be disruptive to the school environment or its operation.



9. Assume all risks associated with the use of personal technology and social media at school or school-sponsored activities, including students' viewing of inappropriate Internet materials through the District employee's personal technology or social media. The Board expressly disclaims any responsibility for imposing content filters, blocking lists, or monitoring of its employees' personal technology and social media.
10. Be subject to remedial and any other appropriate disciplinary action for violations of this policy ranging from prohibiting the employee from possessing or using any personal technology or social media at school to dismissal and/or indemnification of the District for any losses, costs, or damages, including reasonable attorney fees, incurred by the District relating to, or arising out of, any violation of this policy.

The Superintendent shall:

1. Inform District employees about this policy during the in-service on educator ethics, teacher-student conduct, and school employee-student conduct required by Board policy 5:120, *Employee Ethics; Conduct; and Conflict of Interest*.
2. Direct Building Principals to annually:
  - a. Provide their building staff with a copy of this policy.
  - b. Inform their building staff about the importance of maintaining high standards in their school relationships.
  - c. Remind their building staff that those who violate this policy will be subject to remedial and any other appropriate disciplinary action up to and including dismissal.
3. Build awareness of this policy with students, parents, and the community.
4. Ensure that neither the District, nor anyone on its behalf, commits an act prohibited by the Right to Privacy in the Workplace Act, 820 ILCS 55/10; i.e., the *Facebook Password Law*.
5. Periodically review this policy and any procedures with District employee representatives and electronic network system administrator(s) and present proposed changes to the Board.

LEGAL REF.: 105 ILCS 5/21B-75 and 5/21B-80.  
775 ILCS 5/5A-102, Ill. Human Rights Act.  
820 ILCS 55/10, Right to Privacy in the Workplace Act.  
23 Ill.Admin.Code §22.20, Code of Ethics for Ill. Educators.  
Garcetti v. Ceballos, 547 U.S. 410 (2006).  
Pickering v. High School Dist. 205, 391 U.S. 563 (1968).  
Mayer v. Monroe County Community School Corp., 474 F.3d 477 (7th Cir. 2007).

CROSS REF.: 4:165 (Awareness and Prevention of Child Sexual Abuse and Grooming Behaviors), 5:20 (Workplace Harassment Prohibited), 5:30 (Hiring Process and Criteria), 5:100 (Staff Development Program), 5:120 (Employee Ethics; Conduct; and Conflict of Interest), 5:130 (Responsibilities Concerning Internal Information), 5:150 (Personnel Records), 5:170 (Copyright), 5:200 (Terms and Conditions of Employment and Dismissal), 6:235 (Access to Electronic Networks), 7:20 (Harassment of Students Prohibited), 7:340 (Student Records)

Adopted: 12/11/2012  
Revised: 05/13/2014, 12/13/2016, 01/14/2020, 01/25/2022

**General Personnel**

**Exhibit - Employee Receipt of Board Policy on Personal Technology and Social Media**

I, the individual whose signature appears below, acknowledge receipt of Board policy 5:125, *Personal Technology and Social Media; Usage and Conduct*. I affirm that I have read the policy and agree to comply with its requirements.

\_\_\_\_\_  
Name (*please print*)

\_\_\_\_\_  
Signature

\_\_\_\_\_  
Date

Adopted:      Unknown

Revised:      08/10/2021

**Instruction**

**Exhibit - Staff Authorization for Access to the District’s Electronic Networks**

*This form accompanies Administrative Procedure 6:235-AP1, Acceptable Use of the District’s Electronic Networks. Each staff member must sign this Authorization as a condition for using the District’s Electronic Networks. Please submit this form to the Building Principal.*

All use of the electronic networks shall be consistent with the District’s goal of promoting educational excellence by facilitating resource sharing, innovation, and communication. Administrative Procedure 6:235-AP1, *Acceptable Use of the District’s Electronic Networks*, does not attempt to state all required or prohibited behavior by users. However, some specific examples are provided. **The failure of any user to follow the terms of *Acceptable Use of the District’s Electronic Networks*, will result in the loss of privileges, disciplinary action, and/or legal action.** The signature at the end of this document is legally binding and indicates that the individual has read the terms and conditions carefully and understands their significance.

Staff members need only sign this *Authorization for Access to the District’s Electronic Networks* once while employed by the School District.

I understand and will abide by the *Acceptable Use of the District’s Electronic Networks*. I understand that the District and/or its agents may access and monitor my use of the District’s electronic networks, including the Internet, my email, and downloaded material, without prior notice to me. I further understand that should I commit any violation, my access privileges may be revoked, and disciplinary action and/or legal action may be taken. In consideration for using the District’s electronic network connection and having access to public networks, I hereby release the School District and its School Board members, employees, and agents from any claims and damages arising from my use of, or inability to use the District’s electronic networks, including the Internet.

\_\_\_\_\_  
User Name *(please print)*

\_\_\_\_\_  
User Signature

\_\_\_\_\_  
Date

Adopted: 07/02/2013

Revised: 08/10/2021

**ILLINOIS STATE BOARD OF EDUCATION SEXUAL MISCONDUCT DISCLOSURE TEMPLATE  
FOR APPLICANT**

**Instructions to Applicant:** To help protect students and children against the threat of sexual misconduct, Illinois law (105 ILCS 5/22-94) requires that we conduct a sexual misconduct background check on certain applicants for hire. Therefore, you are required to complete this standardized form, which is based on a template developed by the Illinois State Board of Education (ISBE). You will be required to provide the names, contact information, and other relevant information related to your current/former employer(s) on a separate form, also based on a template developed by ISBE. You will complete one such form for each current/former employer for whom you held a position involving direct contact with children or students.

**You must complete this form promptly** and return it to (the hiring entity). A copy of this form will be retained by (the hiring entity), but the information provided on this form shall not be deemed a public record.

**Section 1: Applicant Information**

Name: (First, Middle, Last):	Any Former Names by Which Applicant Has Been Identified:
Date of Birth:	Last Four Digits of Social Security Number:
IEIN (if applicable):	Email:
Street Address:	City, State, ZIP

**Section 2: Questionnaire**

For purposes of the three questions below, the term “sexual misconduct,” as defined in 105 ILCS 5/22-85.5 (sexual misconduct), means any act, including, but not limited to, any verbal, nonverbal, written, or electronic communication or physical activity that (1) you committed as an employee or agent of a school district, charter school, or nonpublic school during which time you engaged in or had the possibility of engaging in the care, supervision, guidance, or control of or routine interaction with students; and (2) was directed toward or with a student to establish a romantic or sexual relationship with the student. Such an act includes, but is not limited to:

- 1) A sexual or romantic invitation;
- 2) Dating or soliciting a date;
- 3) Engaging in sexualized or romantic dialog;
- 4) Making sexually suggestive comments that were directed toward or with a student;
- 5) Self-disclosure or physical exposure of a sexual, romantic, or erotic nature; and
- 6) A sexual, indecent, romantic, or erotic contact with the student.

1.	Have you ever been the subject of an allegation of sexual misconduct? Note: Check “No” if an investigation resulted in a finding that the allegation was false, unfounded, or unsubstantiated.	<input type="checkbox"/> Yes <input type="checkbox"/> No
2.	Have you ever been discharged from, been asked to resign from, resigned from, or otherwise been separated from any employment; been disciplined by an employer; or had an employment contract not renewed due to an adjudication or finding of sexual misconduct, or while an allegation of sexual misconduct against you was pending or under investigation? Note: Check “No” if an investigation resulted in a finding that the allegation was false, unfounded, or unsubstantiated.	<input type="checkbox"/> Yes <input type="checkbox"/> No
3.	Have you ever had a license or certificate suspended, surrendered, or revoked; or had an application for licensure, approval, or endorsement denied due to an adjudication or finding of sexual misconduct or while an allegation of sexual misconduct against you was pending or under investigation? Note: Check “No” if an investigation resulted in a finding that the allegation was false, unfounded, or unsubstantiated.	<input type="checkbox"/> Yes <input type="checkbox"/> No

**Section 3: Applicant Certification**

I have read and understand the contents of this Sexual Misconduct Disclosure Form. I also understand that completion of this form does not preclude the hiring entity from performing other background checks (such as reference checks, criminal history background checks, and the like) in accordance with the hiring entity’s policy and/or as required by state statute for a particular position. I understand and agree that any false information I provide on this form or any willful failure to disclose information required on this form shall subject me to discipline, up to and including termination or denial of employment. By signing this form, I certify that the statements made in this form are correct, complete, and true to the best of my knowledge and I swear or affirm that I am not disqualified from employment.

Signature

Printed Name

Date

**AUTHORIZATION FOR RELEASE OF SEXUAL MISCONDUCT-RELATED INFORMATION  
AND CURRENT/FORMER EMPLOYER RESPONSE TEMPLATE**

This standardized form is based on a template developed by the Illinois State Board of Education (ISBE) pursuant to 105 ILCS 5/22-94 of the Illinois School Code. This completed form and any information or records received by the hiring entity shall not be considered public records.

**Instructions for Applicant:**

Complete one form for each current employer (if any). Additionally, complete one form for each former employer that falls within any of the categories below:

1. A public or nonpublic elementary or secondary school.
2. An employer that, at the time of your employment, contracted with a public or nonpublic elementary or secondary school to provide services, including, but not limited to, employers that provided food services, bus services, or other transportation services. This category applies only if, as part of your employment with the employer, you had engaged in -- or there was the possibility that you would engage in -- the care, supervision, guidance, control of, or routine interaction with children or students.
3. Any other employer for which you, as part of your employment with the employer, did engage in or had the possibility of engaging in the care, supervision, guidance, control of or routine interaction with children or students.

Please be advised that if you are licensed by ISBE, the hiring entity is required to verify the employment history you report by checking ISBE's educator licensure database. The responses the hiring entity receives from your current and former employers will be used to evaluate your fitness to be hired or for continued employment. An applicant who provides false information or willfully fails to disclose information shall be subject to denial of employment, or if already hired, shall be subject to discipline, up to and including termination.

**Section 1: Hiring Entity Information** *(to be completed by Hiring Entity)*

Hiring Entity's Name: Granite City Community Unit School District #9	Contact Person: Lisa Cockrum or Stephanie Schleper
Address: 3200 Maryville Rd.	City, State, ZIP Granite City IL, 62040
Telephone Number: 618-451-5800 Option 4	Email: Lisa.cockrum@gcsd9.net or stephanie.schleper@gcsd9.net
Sent to Current/Former Employer By (insert name): On (insert date):	Received at Hiring Entity: By (insert name): On (insert date):

**Section 2: Applicant Information** *(to be completed by Applicant)*

Name: (First, Middle, Last):	Any former names by which the Applicant has been identified:
Date of Birth:	Last Four Digits of Social Security Number:
IEIN (if applicable):	Email:
Street Address:	City, State, ZIP:

**Section 3: Current/Former Employer Information** *(to be completed by Applicant)*

Employer:	Contact Person:
Address:	City, State, ZIP
Telephone Number:	Email:
Position Held:	Approximate Dates of Employment:

**Section 4: Authorization for Disclosure of Employment Information and Release of Employer Liability** *(to be completed by Applicant)*

By signing this form, I do hereby authorize my current/former employer identified in Section 3, above, to disclose to the hiring entity identified in Section 1, above, the following information and any records related to that information:

1. The dates of my current/former employment;
2. A statement as to whether I have ever been the subject of an allegation of "sexual misconduct," as defined in 105 ILCS 5/22-85.5 (Sexual Misconduct), (unless a subsequent investigation resulted in a finding that the allegation was false, unfounded, or unsubstantiated);
3. A statement as to whether I have ever been discharged from, been asked to resign from, resigned from, or otherwise been separated from any employment; been disciplined by the employer; or had an employment contract not renewed due to an adjudication or finding of Sexual Misconduct, or while an allegation of Sexual Misconduct against me was pending or under investigation (unless a subsequent investigation resulted in a finding that the allegation was false, unfounded, or unsubstantiated);
4. A statement as to whether I have ever had a license or certificate suspended, surrendered, or revoked; or had an application for licensure, approval, or endorsement denied due to an adjudication or finding of Sexual Misconduct or while an allegation of Sexual Misconduct against me was pending or under investigation (unless a subsequent investigation resulted in a finding that the allegation was false, unfounded, or unsubstantiated); and
5. Any other pertinent records, documentation, or information related to items 2 through 4 above.

Further, by signing this form, I do hereby release my current/former employer identified in Section 3, above, from any criminal or civil liability that may arise from the disclosure of information and records authorized under this Section 4 to the extent such release is permitted by law.

Applicant Signature

Printed Name

Date

**Section 5: Information Request** *(to be completed by Applicant's current or former employer)*

This form must be completed and returned to the hiring entity listed in Section 1 within 20 days of receipt.

Position held by Applicant:	Dates of Employment:
Person Completing Form:	Title:
Telephone Number:	Email:

For purposes of the following requests, the term "sexual misconduct," as defined in 105 ILCS 5/22-85.5 (Sexual Misconduct), means any act, including, but not limited to, any verbal, nonverbal, written, or electronic communication or physical activity, that:

1. Applicant committed as an employee or agent of a school district, charter school, or nonpublic school during which time Applicant engaged in or had the possibility of engaging in the care, supervision, guidance, control of or routine interaction with students; and
2. Was directed toward or with a student to establish a romantic or sexual relationship with the student. Such an act includes, but is not limited to, any of the following:
  - a. A sexual or romantic invitation;
  - b. Dating or soliciting a date;
  - c. Engaging in sexualized or romantic dialog;
  - d. Making sexually suggestive comments that were directed toward or with a student;
  - e. Self-disclosure or physical exposure of a sexual, romantic, or erotic nature; and
  - f. A sexual, indecent, romantic, or erotic contact with the student.

1.	To the best of your knowledge, has Applicant ever been the subject of an allegation of Sexual Misconduct? Check no if a subsequent investigation resulted in a finding that the allegation was false, unfounded, or unsubstantiated.	<input type="checkbox"/> Yes* <input type="checkbox"/> No or <input type="checkbox"/> I have no records or other evidence pertaining to this question. I have no knowledge of information pertaining to the Applicant that would disqualify Applicant from employment.
2.	To the best of your knowledge, has Applicant ever been discharged from, been asked to resign from, resigned from, or otherwise been separated from any employment; been disciplined by you (the employer); or had an employment contract not renewed due to an adjudication or finding of Sexual Misconduct, or while an allegation of Sexual Misconduct against Applicant was pending or under investigation? Check no if a subsequent investigation resulted in a finding that the allegation was false, unfounded, or unsubstantiated.	<input type="checkbox"/> Yes* <input type="checkbox"/> No or <input type="checkbox"/> I have no records or other evidence pertaining to this question. I have no knowledge of information pertaining to the Applicant that would disqualify Applicant from employment.
3.	To the best of your knowledge, has Applicant ever had a license or certificate suspended, surrendered, or revoked; or had an application for licensure, approval, or endorsement denied due to an adjudication or finding of Sexual Misconduct or while an allegation of Sexual Misconduct against Applicant was pending or under investigation? Check no if a subsequent investigation resulted in a finding that the allegation was false, unfounded, or unsubstantiated.	<input type="checkbox"/> Yes* <input type="checkbox"/> No or <input type="checkbox"/> I have no records or other evidence pertaining to this question. I have no knowledge of information pertaining to the Applicant that would disqualify Applicant from employment.

\*If your answer to any of the above questions is "yes", you must provide any records and information in your control or possession related to the affirmative response. Please provide the information in the space below and attach any responsive records to this form. Additional pages of information may be attached.

I have read and understand the contents of this form. I certify that, to the best of my knowledge, the responses provided above are accurate, and the records provided in connection with these responses are true and correct.

Current/Former Employer Signature

Printed Name/Title

Date



Granite City Community Unit School District #9

**Direct Deposit Authorization Form**

1. The Direct Deposit (D.D.) Paycheck Program is available to all employees.
2. To enroll in direct D.D., an employee must sign this agreement and provide a voided check or bank printout (which designates the financial institution and the account into which the employee's pay will be deposited.)
3. The employee's **net paycheck** will be deposited in a demand deposit account. No split of distributions (more than one account or any other account) will be allowed. The account can be at any banking institution the employee chooses.
4. An employee is considered enrolled in D.D. when this form is signed and returned to payroll with a voided check or bank printout. These steps must be completed seven working days prior to the next pay date.
5. Once enrolled, an employee can drop D.D. by submitting a request in writing to withdraw from the program. The request must be received in payroll seven working days prior to payroll being processed.
6. If your checking account number changes, (through bank merger, for example) or if you close your checking account, you must immediately notify payroll in writing and supply a new voided check. Failure to do so will cause disruption in D.D. and your pay, therefore, may not be available.
7. If the need arises to void a payroll transaction and a correcting D.D. is made, D. D. will take an additional 48 hours (from when the first direct deposit is voided). Normally, in these circumstances the pay will be credited to your account by Tuesday.
8. To view your paycheck, sign into your IVisions account.

I agree to the terms described above and wish to enroll in the Granite City Community Unit School District #9's D.D. Program. I understand that my net paycheck will be the amount which is deposited into my checking account.

Last four of your social security number \_\_\_\_\_

Printed Name \_\_\_\_\_ Signature \_\_\_\_\_

Date \_\_\_\_\_