

Students, you made it to senior year, you are almost to the finish line. The High School and Beyond Plan (HSBP) is a Washington State graduation requirement.

The items on this checklist are intended to help keep you organized and focused so you can graduate ready for your next step. You have been working hard on this plan for a while, now is the time to finalize and put into action.

Remember, this is your plan, but the staff at your school are ready to support and guide you along the way. If you are feeling behind, confused, or stressed, please reach out to your school advisor or counselor. You got this!

**CLASS OF**  
**2025**

# High School and Beyond Plan

# 12 TWELFTH GRADE CHECKLIST

## Grade 12: Required

The following items should have been completed prior to this year, if you have not completed them, you must do them before completing the rest of the items.

- Complete [YouScience Aptitude & Interest Assessments](#) (Brain Games).
- Review Aptitude Results. ([Video](#)) ([Written Instructions](#))
- Save your 3 Career Goals in YouScience. ([Video](#)) ([Written Instructions](#))
- Save at least 1 college of interest in YouScience. ([Video](#)) ([Written Instructions](#))
- Complete the Resume Builder in YouScience to document your Extra-Curricular and other experiences from High School. ([Video](#)) ([Written Instructions](#))

The following items must be completed this year:

- Update Career Goals to match your goal for after HS.
- Update Education goal to include a school you are applying to or have been accepted to.
- Update your Resume
- Complete the Questions on the Education & Career Plan in YouScience.
  - o ([Video](#)) ([Written Instructions](#))
- Review [Financial Aid Information](#).
- [Complete this form to let us know you are done](#). You will be asked to upload a copy of your resume to the form.

## Grade 12: Recommended

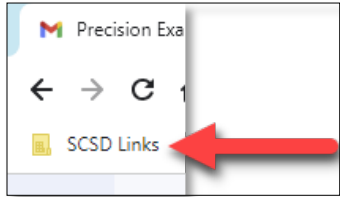
- Complete the 5 Enhancement Brain Games to improve your YouScience Results.
- Retake your Interest Profile.
- If you are considering attendance at Technical, 2-year or 4-year college or university, complete the [Free Application for Federal Student Aid \(FAFSA\)](#) and the [Washington State Application for Financial Aid \(WASFA\)](#). You will find helpful videos on the FAFSA website.
- Review admission requirements for schools and programs of interest
- Apply to your schools or programs of interest.
- Ask for one or more letters of recommendation, from teachers, coaches, counselors, employer, or administrator. These may be used for admission applications or scholarships.
- Complete and apply for a minimum of one [local, state, or national scholarship](#). Timelines vary, review deadlines for individual scholarships.
- Make a plan for at least one College/Career Readiness Experience. Examples include college/career field trip, college/career rep visit, college/career tour, or college/career fair.
- Review your financial aid award letter(s). Your counselor can assist you.
- Request your final transcript be sent to your post-secondary pathway choice.

# HIGH SCHOOL & BEYOND PLAN

## CLASS OF 2025 INSTRUCTIONS

### LOG INTO YOU SCIENCE:

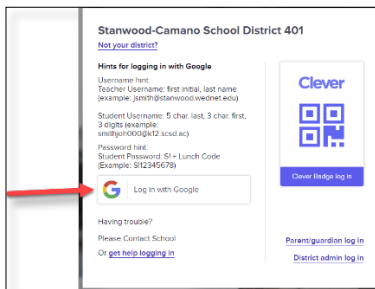
1. In the Upper Left Corner of your screen, Click on SCSD Links. In the Drop Down select Clever Portal.




If the portal isn't there go to:

<https://clever.com/in/Stanwood>

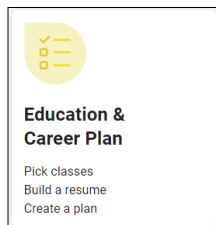
2. On the next screen select **Log In with Google**, and log in using your SCHOOL Google account.



3. At the bottom of your Clever Portal Page, click the YouScience tile.



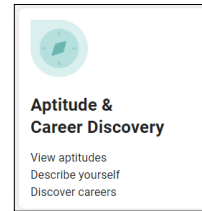
4. Once you are logged into You Science, select **Education & Career Plan** tile.



This document will serve as your High School & Beyond Plan.

### TASKS TO COMPLETE PRIOR TO THE EDUCATION & CAREER PLAN

- Complete [YouScience Aptitude & Interest Assessments](#) (Brain Games).



- Review Aptitude Results.
  - o [\(Video\)](#) [\(Written Instructions\)](#)
- Save your 3 Career Goals in YouScience.
  - o [\(Video\)](#) [\(Written Instructions\)](#)
- Save at least 1 college of interest in YouScience.
  - o [\(Video\)](#) [\(Written Instructions\)](#)
- Review [Financial Aid Information](#).

If you prefer video instructions instead of the written ones provided here, click this link for the [Video Instructions](#)

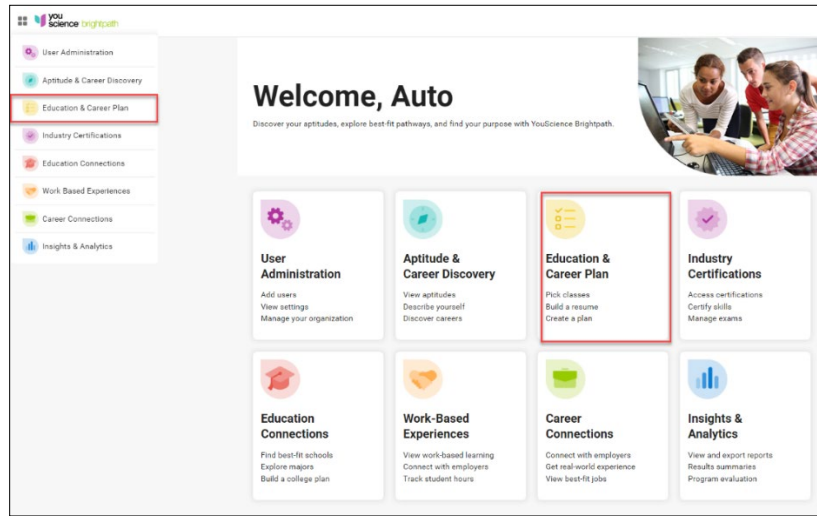


# HIGH SCHOOL & BEYOND PLAN

## EDUCATION & CAREER PLAN INSTRUCTIONS

Education & Career Planning allows you to view a summary of your aptitude results, explore careers and other post-secondary options while taking time to reflect on your education journey so far. ECP also includes quick access to Resume Builder and Course Planner. It serves as your High School & Beyond Plan as required for Graduation.

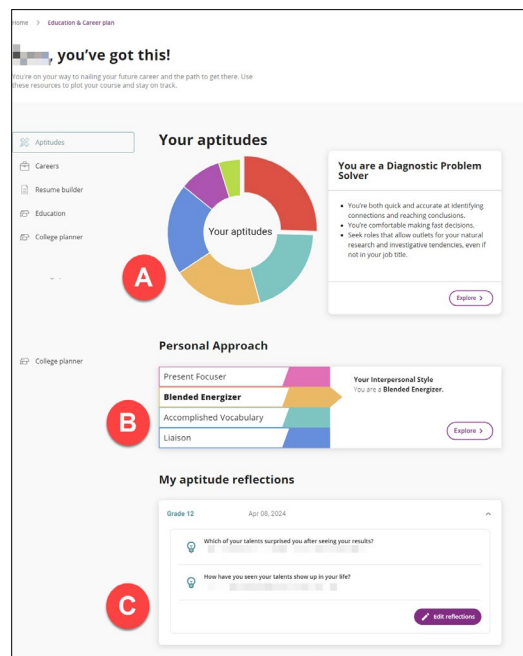
To begin using your Education & Career Plan, click the **Education & Career Plan** tile from the YouScience homepage or from the global navigation menu at the top left of the screen.



### Your Talents

This section contains your Talent results [a], your Personal Approach results [b], and several Aptitude Reflection questions to guide you in processing your Top Talent results [c].

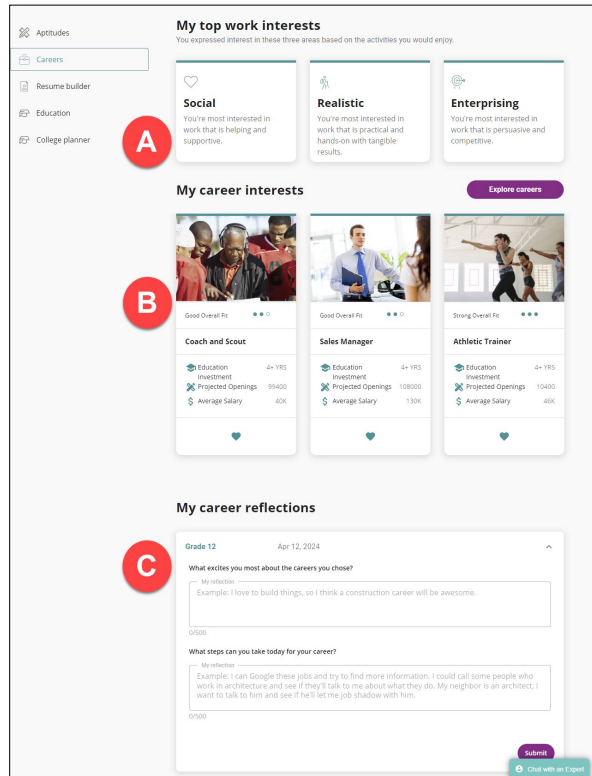
**TASK:** Review your results, then complete the 2 reflection questions [c]. Once you have completed the question, hit submit for that question. Please remember to write a few sentences, be thoughtful and appropriate. Your counselors will be reviewing your plan and will send it back to be redone if it is not completed appropriately.



## Career & Resume Builder

This section contains your Top 3 Types of Work that Interest You [a], and your My Careers Section featuring some of your saved careers as well as an Explore Careers button to quickly navigate to your careers page [b].

This section also contains two career reflection questions to help you begin thinking about goals and steps you can take as you begin your career exploration [c].



**TASK:** Review the careers listed, if they are not your top 3 career goals, choose Explore Careers and make sure you have saved 3 careers as career goals (if they have been saved by you the heart under the career will be filled in). It is important that at least one saved career align to courses you have taken during high school.

([Video](#)) ([Written Instructions](#))

**TASK:** Complete the Career Reflection questions [C]. Be sure to click submit after you answer the questions so your information saves.

## Resume Builder

The Resume Builder is a tool to help you utilize your aptitude results to highlight your strengths for potential employers [c]. The Resume Builder allows you to create a professional resume even if you don't have a lot of work experience. You can highlight certifications that you have earned and integrate your Describing You statements from the brain games to complete a perfectly formatted resume for job applications or college program entry. One of the requirements of the High School & Beyond plan is to complete a resume that has a log of your extra-curricular and other experiences from high school.

**TASK:** Complete the Resume Builder ([Video](#)) ([Written Instructions](#))

## Education

The Education section allows you the opportunity to plan your high school career, reflect on your leaning [A], plan for college using the [College Planner](#) [B], explore post high school opportunities [C], and document your plan for after high school [D]. The My Post Secondary Schools & Programs section features some of your saved Post-Secondary schools for easy access [C]. Note: If you have not saved any schools, you will be prompted to do so with an **Explore Colleges** button within the My Post Secondary Schools & Programs section. You need to Save at least 1 school.

- TASK:** Answer the 2 reflection questions for your current grade level [A]. Be sure to answer with at least 2 sentences. Click submit on this section to save your work.
- TASK:** Save at least 1 school to your profile (even if not planning to attend school you still need to, you can save EvCC or Skagit) Please save schools you are interested in attending, planning to attend, been accepted to, or applied to in this section. ([Video](#)) ([Written Instructions](#)) [C]
- TASK:** Once you have saved at least 1 school, update and answer the questions in the Post-Secondary Reflection section [D]. Be sure to hit submit on this section to save your work.

The screenshot shows the 'Education' section of a user interface. On the left is a navigation menu with options: Aptitudes, Careers, Resume builder, Education (highlighted), and College planner. The main content area is titled 'Education' and contains four sections:

- My high school reflections:** Labeled with a red circle 'A'. It shows a form for 'Grade 12' dated 'Apr 12, 2024'. It has two text input fields with placeholder text and a 'Submit' button.
- College planner:** Labeled with a red circle 'B'. It contains a button labeled 'Plan your enrollment'.
- My postsecondary school interests:** Labeled with a red circle 'C'. It says 'You haven't selected any potential colleges yet.' and has an 'Explore colleges' button.
- My postsecondary reflections:** Labeled with a red circle 'D'. It shows a form for 'Grade 12' dated 'Apr 12, 2024'. It has a list of checkboxes for options like '2-year college', '4-year college', etc., and a text input field with a 'Submit' button.

At the bottom of the page, there is a footer with '© YouScience, 2024', 'Privacy Policy', 'Terms of Use', 'Help', 'Contact Us', and a 'Chat with an Expert' button.

## Final Submission

Congratulations you have completed your High School & Beyond Plan.

### IF YOU ARE A CURRENT SENIOR:

- TASK:** Once you have completed the required items on the check list, [Complete this form to let us know you are done.](#) You will be asked to upload a copy of your resume to the form.

### ALL OTHER GRADE LEVELS:

- TASK:** Show your completed plan to your Advisory Teacher and your parents/ guardians.