



Shelter Island School District



Special Education Budget
2017-2018 School Year

Special Education Overview

- Specially designed individualized or group instruction, or special services, or programs that meet the unique needs of students with disabilities
- Students suspected of having a disability are referred to a multidisciplinary team -- Committee on Special Education (CSE) or Committee on Preschool Special Education (CPSE)
- Committee arranges for evaluation of skills/abilities/areas of need that affect school performance, and based on results, determines if student is eligible for special education services and programs
- If eligible, Committee develops and implements an IEP (Individualized Education Plan), ensuring services are provided in the least restrictive environment (LRE)
- Students must be placed as close as possible to student's home, and unless IEP requires other arrangements
- IEP is reviewed by CSE at least once a year (annual review). Reevaluation occurs at least once every three years, to review student's need for these programs and services, and to revise IEP, as appropriate.

In-District Special Education Services

Programs

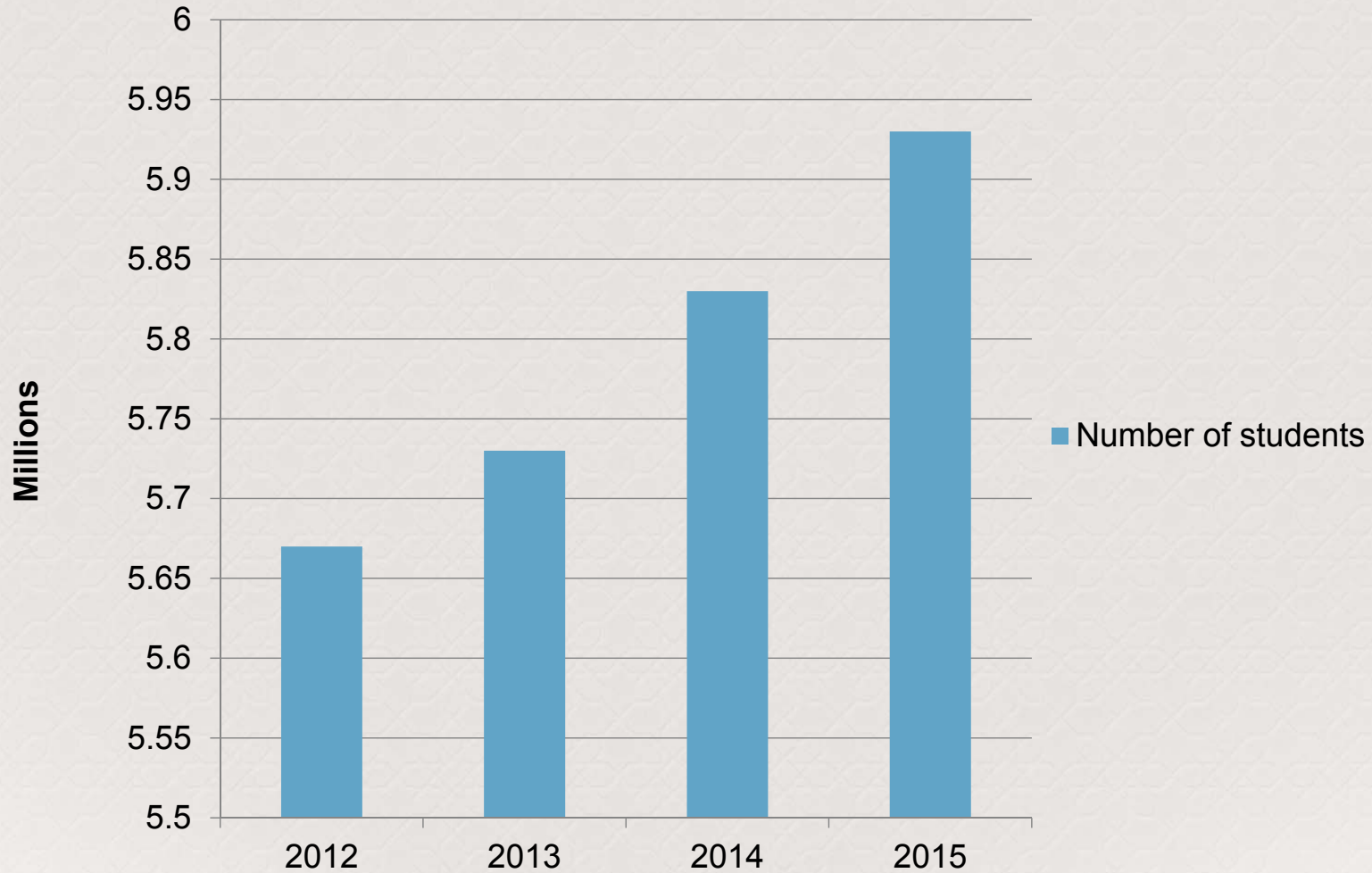
- *Consultant Teacher (Direct or Indirect)*
- *Integrated Co-teaching*
- *Resource Room*
- *Special Class*

Related Services

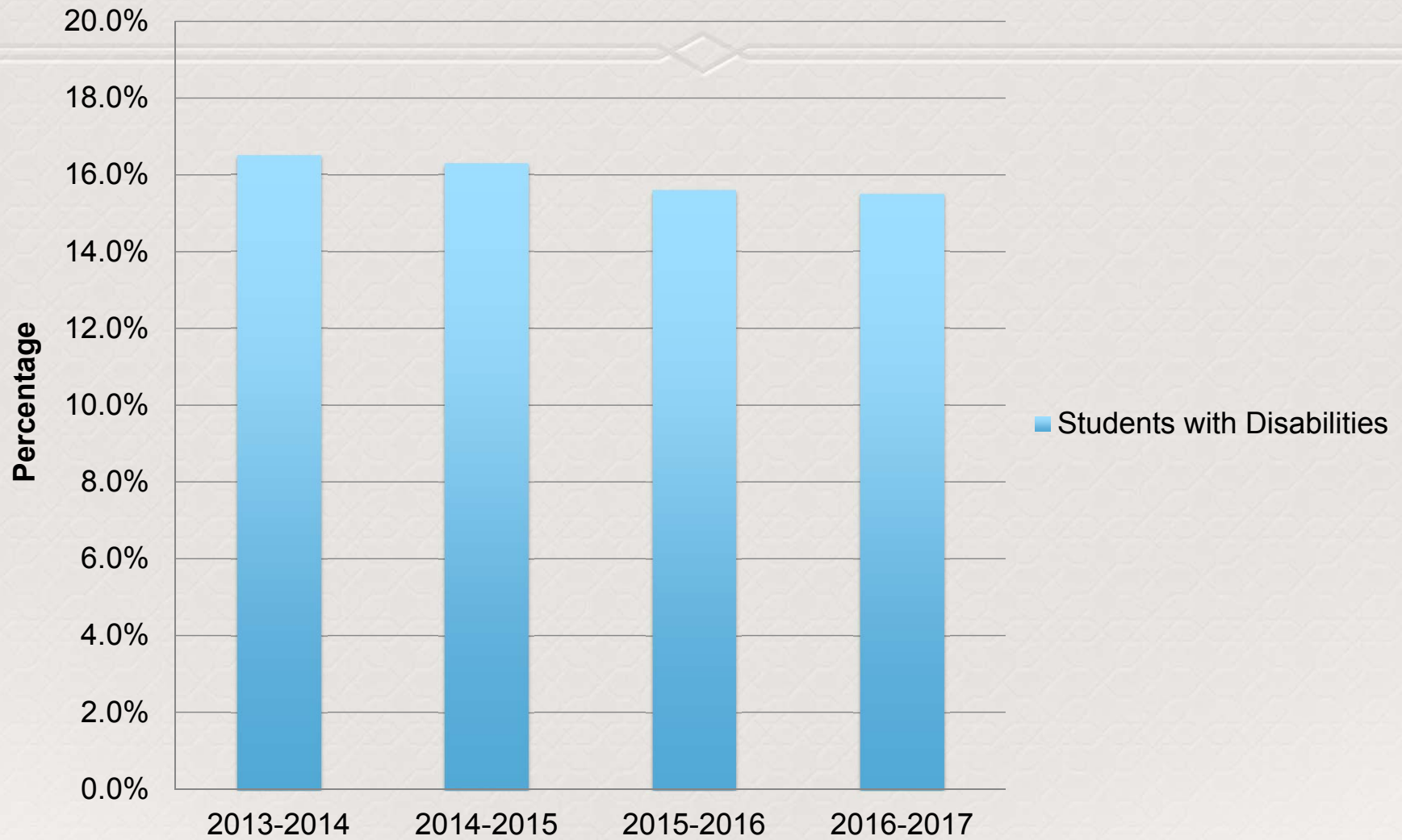
- *Occupational Therapy*
- *Physical Therapy*
- *Speech Therapy*
- *Counseling*
- *Parent Training*

Trendline for Students with Disabilities: Students ages 6-12

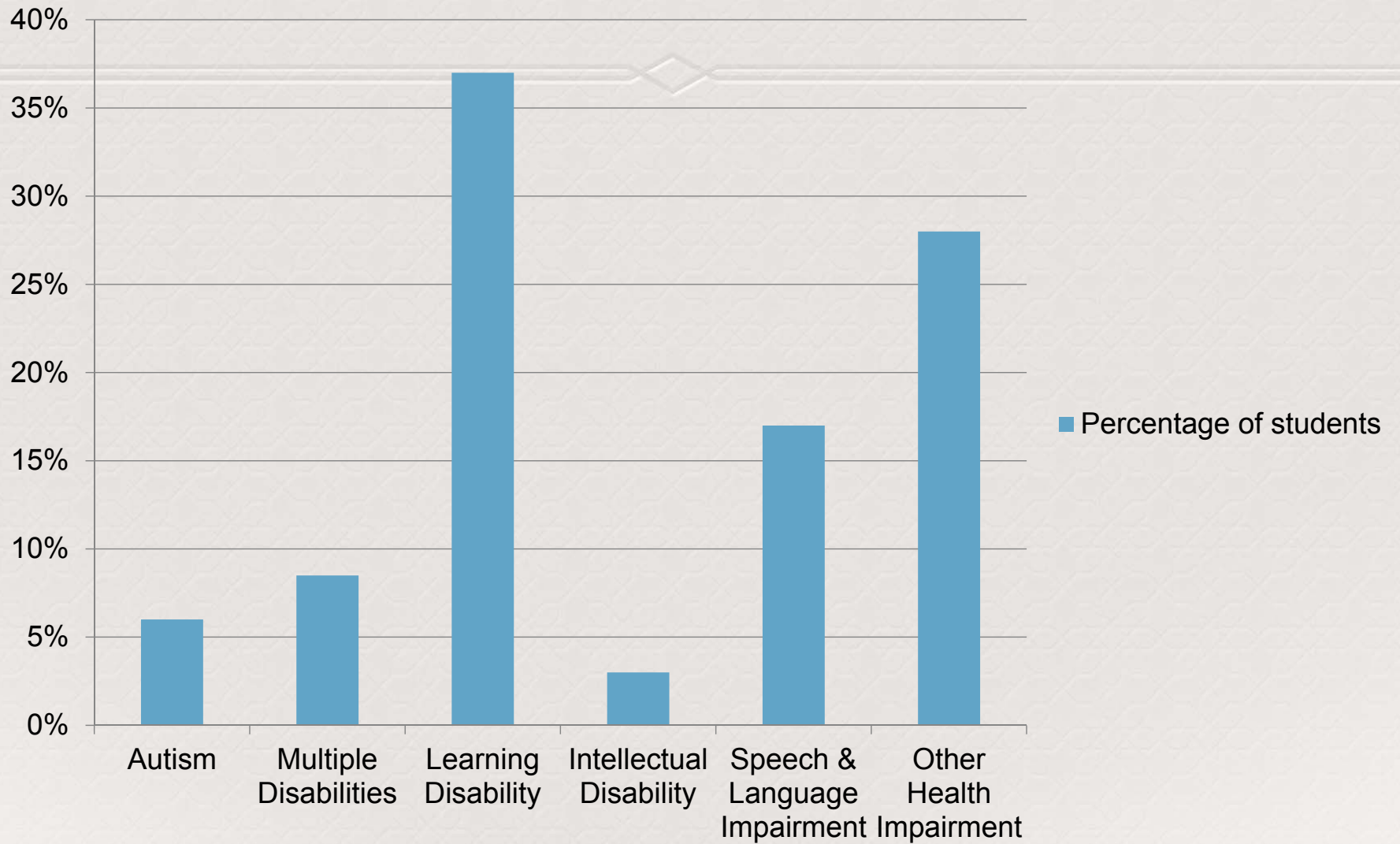
(Education Week, Vol.36, No.19 January 25, 2017 edition)



Shelter Island Classification Rates



Shelter Island Classification by Disability 2016-2017 School Year



Accomplishments

- *Incorporated Apple TVs into the Special Education Department*
- *Revised Teacher Report Form for CSEs*
- *Summer Special Class Program for qualifying students*



Looking Ahead

Continued Professional Development:

- *Summer Institute*
- *National Train the Trainer Workshop for Integrated Co-teaching via our Federal Grant*

Contractual Salaries

Description	2014-15 Actual	2015-16 Actual	Projected Budget 16-17	Proposed 17-18	Change	% Change
SE Instructional Salaries	513,599	552,248	558,520	575,297	16,777	3.0%
SE Instructional Salaries - Summer	3,783	4,053	7,323	7,000	-323	-4.4%
SE Instructional Salaries - Extra Duty	-00	1,500	2,000	2,000	0	0%
SE Non-Instructional Salaries - Clerk	24,856	24,868	25,816	26,323	507	2%
SE Non-Instructional Salaries - Aides	139,793	95,385	96,833	100,469	3,636	3.7%
SE Salaries - Aides Summer	-00	-00	1,000	1,000	0	0
SE Aides Salaries - Extra Duty	9,014	2,697	3,500	3,570	70	2.0%

Other Budget Items

Description	2014-15 Actual	2015-16 Actual	Projected Budget 16-17	Proposed 17-18	Change	% Change
SE Contractual	51,030	10,686	35,870	25,000	-10,870	-30.3%
SE Travel & Conference	374	356	1,380	1,380	0	0
SE Materials & Supplies	1,068	1,400	1,200	1,200	0	0
SE Other Public Sch Tuition	115,639	165,756	205,000	185,000	-20,000	-9.8%
SE Residential School Tuition	155,808	71,141	87,500	73,500	-14,000	-16.0%
SE Dormitory Authority Charge	4,478	-00	6,000	6,000	0	0
SE Related Services for Private School	(4,545)	15,667	17,700	39,000	21,300	120.3%
SE BOCES Services	4,204	6,479	9,690	9,690	0	0%

Description	2014-15 Actual	2015-16 Actual	Projected Budget 16-17	Proposed 17-18	Change	% Change
SE Instructional Salaries	513,599	552,248	558,520	575,297	16,777	3.0%
SE Instructional Salaries - Summer	3,783	4,053	7,323	7,000	-323	-4.4%
SE Instructional Salaries - Extra Duty	-00	1,500	2,000	2,000	0	0%
SE Non-Instructional Salaries - Clerk	24,856	24,868	25,816	26,323	507	2.0%
SE Non-Instructional Salaries - Aides	139,793	95,385	96,833	100,469	3,636	3.7%
SE Salaries - Aides Summer	-00	-00	1,000	1,000	0	0
SE Aides Salaries - Extra Duty	9,014	2,697	3,500	3,570	70	2.0%
SE Contractual	51,030	10,686	35,870	25,000	-10,870	-30.3%
SE Travel & Conference	374	356	1,380	1,380	0	0
SE Materials & Supplies	1,068	1,400	1,200	1,200	0	0
SE Other Public Sch Tuition	115,639	165,756	205,000	185,000	-20,000	-9.8%
SE Residential School Tuition	155,808	71,141	87,500	73,500	-14,000	-16.0%
SE Dormitory Authority Charge	4,478	-00	6,000	6,000	0	0
SE Related Services for Private School	(4,545)	15,667	17,700	39,000	21,300	120.3%
SE BOCES Services	4,204	6,479	9,690	9,690	0	0%
Total	1,019,101	952,236	1,059,332	1,056,429	-2,903	-0.27%



Shelter Island School District

Questions:

Special Education Budget

Jennifer Rylott

jennifer.rylott@shelterisland.k12.ny.us

749-0302 ext. 143